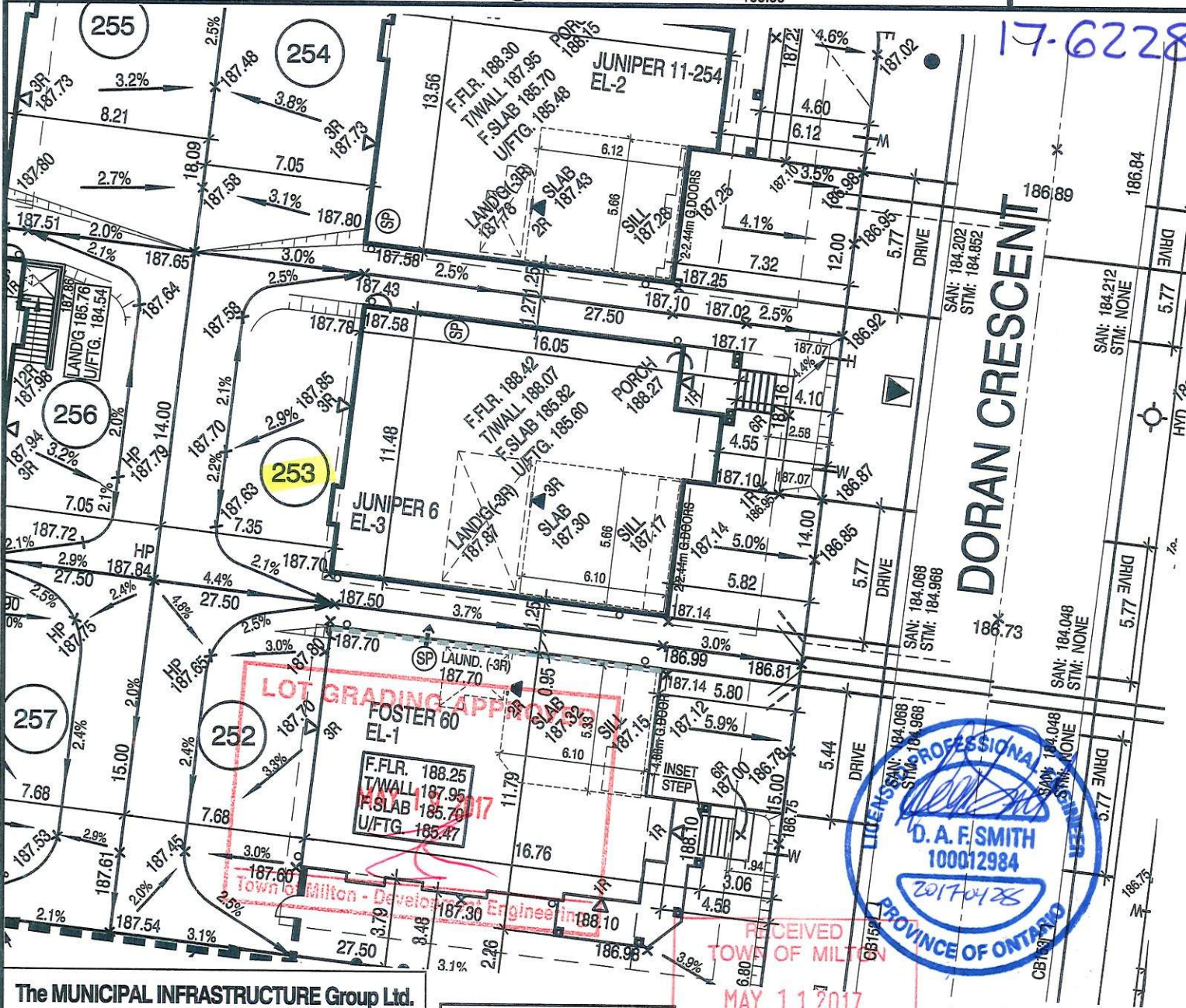


- STORM CONNECTION  
 --- SANITARY CONNECTION  
 W- WATER CONNECTION  
 H- HYDRO CONNECTION  
 □ DOUBLE CATCH BASIN  
 □ CATCH BASIN  
 ○ HYDRANT  
 ⊗ VALVE AND CHAMBER  
 △ ENTRANCE DOOR LOCATION  
 ▲ GARAGE DOOR LOCATION  
 \* ENGINEERED FILL LOT  
 ● SANITARY MANHOLE  
 ○ STORM MANHOLE  
 [MAIL] COMMUNITY MAILBOX  
 ○ DOWNSPOUT LOCATION  
 ← SWALE DIRECTION  
 ● STREET LIGHT  
 ▲ TRANSFORMER  
 □ CABLE TV PEDESTAL  
 ■ BELL PEDESTAL  
 [H] HYDRO METER  
 ⊕ GAS METER  
 ⊠ AIR-CONDITIONING UNIT  
 (SP) SUMP PUMP  
 F.FLR. FINISHED FLOOR ELEVATION  
 T/WALL TOP OF FOUNDATION WALL  
 F.SLAB FIN. BASEMENT FLOOR SLAB  
 U/FTG. UNDERSIDE FOOTING ELEVATION  
 TTTT PROPOSED 3:1 SLOPE  
 100.00 PROPOSED GRADE  
 (100.00) EXISTING GRADE  
 ×100.00 PROPOSED SWALE GRADE



## The MUNICIPAL INFRASTRUCTURE Group Ltd.

### LOT GRADING REVIEW

WE CERTIFY THAT THE PROPOSED GRADES AT THE LOT CORNERS ARE CORRECT, AND THAT THE LOT GRADING OF THE SUBJECT LOT IS IN CONFORMITY TO THE APPROVED SUBDIVISION GRADING PLANS AND TOWN STANDARDS.

LOT/BLK. NO.(S) lot 253

DATE: APR 28 2017

5

4

3

2 MAR. 30, 2017 REV. AS PER ENG. COMMENTS AND ISSUED FOR PERMIT.

1 FEB. 23, 2017 ISSUED FOR ENGINEERS GRADING REVIEW.

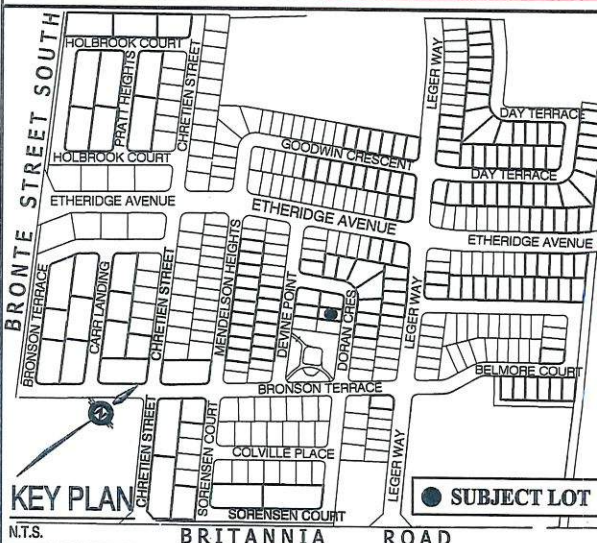
### REVISIONS:

**SUMP PUMP TO BE CONNECTED TO STORM SEWER.**

MAY 11 2017

BLDG. DIVISION

45 MINUTE RATED WALL WITH SIDE YARD < 1.2m



It is the builder's complete responsibility to ensure that all plans submitted for approval fully comply with the Architectural Guidelines and all applicable regulations and requirements including zoning provisions and any provisions in the subdivision agreement. The Control Architect is not responsible in any way for examining or approving site (lotting) plans or working drawings with respect to any zoning or building code or permit matter or that any house can be properly built or located on its lot.

This is to certify that these plans comply with the applicable Architectural Design Guidelines approved by the Town of MILTON.

ARCHITECTURAL REVIEW & APPROVAL

APR 12 2017

John G. Williams Limited, Architect



SCALE 1:250



LECCO RIDGE DEVELOPMENTS INC.

PROJ. No. 16-12

MUNICIPAL ADDRESS

LOT No. 253



The undersigned has reviewed and takes responsibility for this design and has the qualifications and meets the requirements set out in the Ontario Building Code to be a designer

QUALIFICATION INFORMATION Required unless design is exempt under Division C, Subsection 3.2.5 of the building code

Walter Boffa 21031 NAME SIGNATURE BCIN

REGISTRATION INFORMATION Required unless design is exempt under Division C, Subsection 3.2.4 of the building code

jardin design group inc. 27763 FIRM NAME BCIN

**jardin**  
DESIGN GROUP INC.

64 JARDIN DR. SUITE 3A  
VAUGHAN ONT. L4K 3P3  
TEL: 905 660-3377 FAX: 905 660-3711  
EMAIL: info@jardindesign.ca

REG. PLAN

PART OF LOT 6 CONCESSION 2, NEW SURVEY  
(GEOGRAPHIC TOWNSHIP OF TRAFALGAR)  
REGIONAL MUNICIPALITY OF HALTON  
20M-1184 TOWN OF MILTON

THE CONTRACTOR SHALL CHECK AND VERIFY ALL DIMENSIONS AND CONDITIONS ON SITE BEFORE PROCEEDING WITH CONSTRUCTION. ANY DISCREPANCIES SHALL BE REPORTED TO JARDIN DESIGN GROUP INC. PRIOR TO COMMENCEMENT OF WORK.  
JARDIN DESIGN GROUP INC. IS NOT RESPONSIBLE FOR THE ACCURACY OF SURVEY, STRUCTURAL OR ENGINEERING INFORMATION SHOWN ON THESE DRAWINGS OR FOR CONSTRUCTION STARTED PRIOR TO THE ISSUANCE OF A BUILDING PERMIT. REFER TO THE APPROPRIATE ENGINEERING DRAWINGS BEFORE PROCEEDING WITH WORK.

AS CONSTRUCTED INVERTS MUST BE VERIFIED PRIOR TO POURING FOOTINGS.  
JARDIN DESIGN GROUP INC. HAS NOT BEEN RETAINED TO CARRY OUT GENERAL REVIEW OF THE WORK AND ASSUMES NO RESPONSIBILITY FOR THE FAILURE OF THE CONTRACTOR OR SUB CONTRACTOR TO CARRY OUT THE WORK IN ACCORDANCE WITH THE CONTRACT DOCUMENTS.  
THIS DRAWING IS AN INSTRUMENT OF SERVICE, IS PROVIDED BY AND IS THE PROPERTY OF JARDIN DESIGN GROUP INC. THIS DRAWING IS NOT TO BE SCALE.



- STORM CONNECTION

—

SANITARY CONNECTION

W

WATER CONNECTION

H

HYDRO CONNECTION

□

DOUBLE CATCH BASIN

□

CATCH BASIN

⊙

HYDRANT

⊗

VALVE AND CHAMBER
- △

ENTRANCE DOOR LOCATION
- ▲

GARAGE DOOR LOCATION
- \*

ENGINEERED FILL LOT
- SANITARY MANHOLE
- STORM MANHOLE
- MAIL

COMMUNITY MAILBOX
- DOWNSPOUT LOCATION
- SWALE DIRECTION

●

STREET LIGHT

▲

TRANSFORMER

⊠

CABLE TV PEDESTAL

■

BELL PEDESTAL

H

HYDRO METER

⊕

GAS METER

⊠

AIR-CONDITIONING UNIT

SP

SUMP PUMP

F.FLR.

FINISHED FLOOR ELEVATION

T/WALL

TOP OF FOUNDATION WALL

F.SLAB

FIN. BASEMENT FLOOR SLAB

U/FTG.

UNDERSIDE FOOTING ELEVATION

---

PROPOSED 3:1 SLOPE

100.00

PROPOSED GRADE

(100.00)

EXISTING GRADE

SW

PROPOSED SWALE GRADE

×100.00

NORTH

**LEGEND**

45 Min FRR

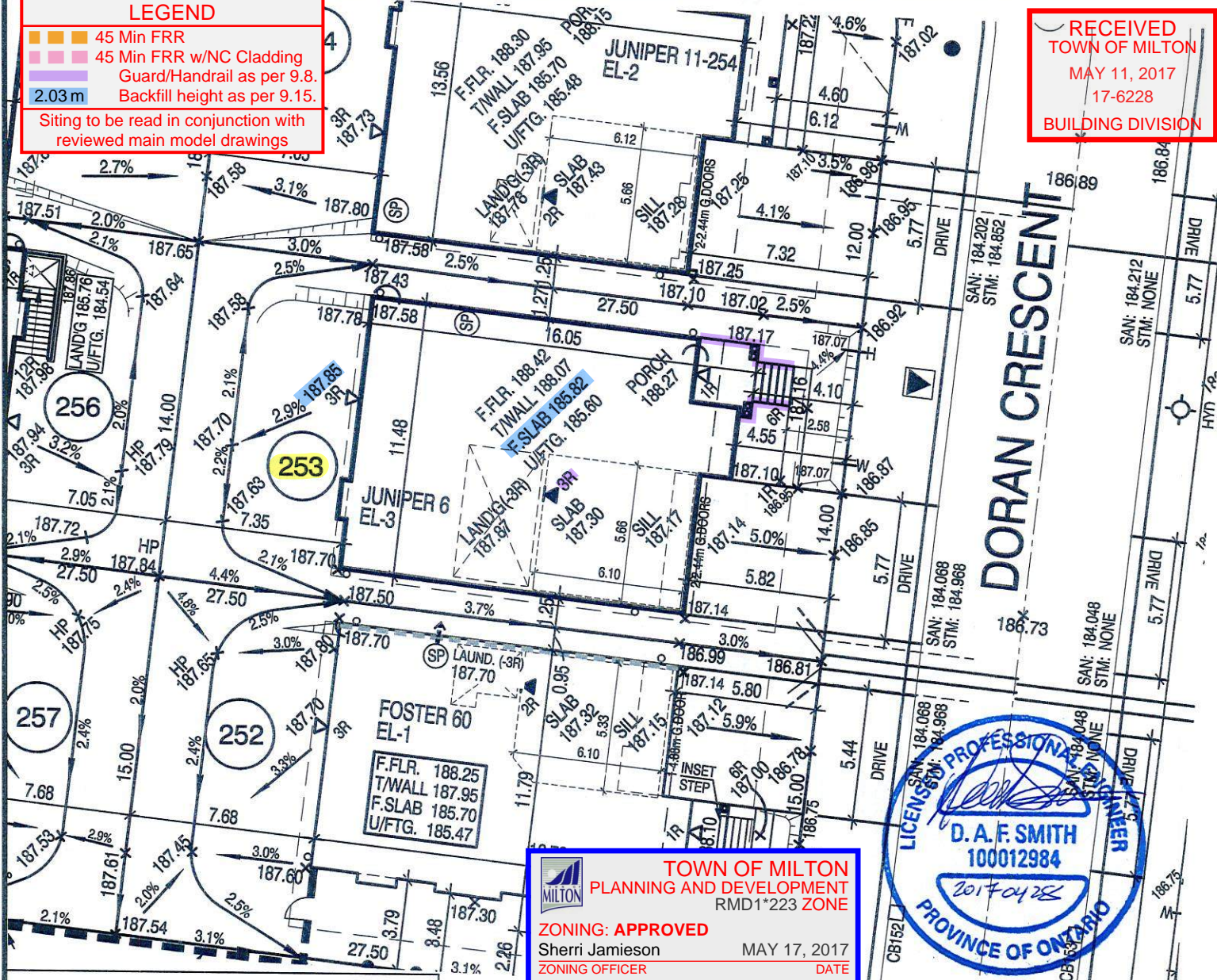
45 Min FRR w/NC Cladding

Guard/Handrail as per 9.8.

Backfill height as per 9.15.

Siting to be read in conjunction with reviewed main model drawings

RECEIVED  
TOWN OF MILTON  
MAY 11, 2017  
17-6228  
BUILDING DIVISION



**TOWN OF MILTON**  
PLANNING AND DEVELOPMENT  
RMD1\*223 ZONE

**ZONING: APPROVED**

Sherri Jamieson MAY 17, 2017  
ZONING OFFICER DATE

LICENSING PROFESSIONAL  
D.A.F. SMITH  
100012984  
2017-04-28  
PROVINCE OF ONTARIO

**The MUNICIPAL INFRASTRUCTURE Group Ltd.**

**LOT GRADING REVIEW**

WE CERTIFY THAT THE PROPOSED GRADES AT THE LOT CORNERS ARE CORRECT, AND THAT THE LOT GRADING OF THE SUBJECT LOT IS IN CONFORMITY TO THE APPROVED SUBDIVISION GRADING PLANS AND TOWN STANDARDS.

LOT/BLK. NO.(S) Lot 253

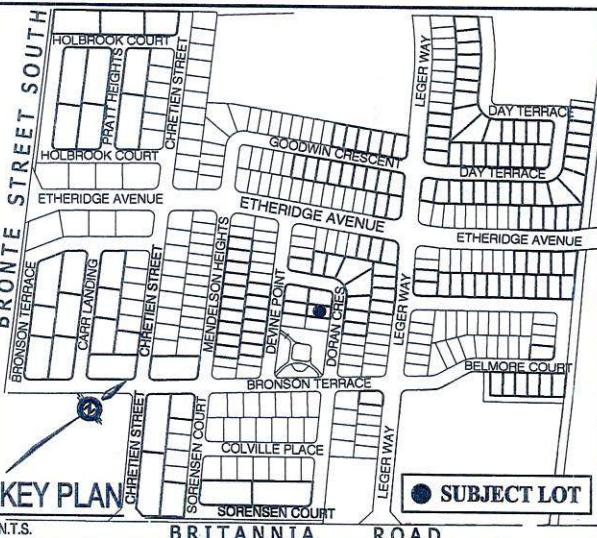
DATE: APR 28 2017

**SUMP PUMP TO BE CONNECTED TO STORM SEWER.**

45 MINUTE RATED WALL  
WITH SIDE YARD < 1.2m

5	
4	
3	
2	MAR. 30, 2017 REV. AS PER ENG. COMMENTS AND ISSUED FOR PERMIT.
1	FEB. 23, 2017 ISSUED FOR ENGINEERS GRADING REVIEW.

**REVISIONS:**



It is the builder's complete responsibility to ensure that all plans submitted for approval fully comply with the Architectural Guidelines and all applicable regulations and requirements including zoning provisions and any provisions in the subdivision agreement. The Control Architect is not responsible in any way for examining or approving site (lotting) plans or working drawings with respect to any zoning or building code or permit matter or that any house can be properly built or located on its lot.

This is to certify that these plans comply with the applicable Architectural Design Guidelines approved by the Town of MILTON.

ARCHITECTURAL REVIEW & APPROVAL  
APR 12 2017  
John G. Williams Limited, Architect

**Greenpark**



**LECCO RIDGE DEVELOPMENTS INC.**

PROJ. No. 16-12 MUNICIPAL ADDRESS

LOT No. 253

**BILD**

The undersigned has reviewed and takes responsibility for this design and has the qualifications and meets the requirements set out in the Ontario Building Code to be a designer

QUALIFICATION INFORMATION  
Required unless design is exempt under Division C, Subsection 3.2.5 of the building code

Walter Botter 21031  
NAME SIGNATURE BCIN

REGISTRATION INFORMATION  
Required unless design is exempt under Division C, Subsection 3.2.4 of the building code

jardin design group inc. 27763  
FIRM NAME BCIN

**jardin**  
DESIGN GROUP INC.

64 JARDIN DR. SUITE 3A  
VAUGHAN ONT. L4K 3P3  
TEL: 905 660-3377 FAX: 905 660-3713  
EMAIL: info@jardindesign.ca

REG. PLAN

PART OF LOT 6 CONCESSION 2, NEW SURVEY  
(GEOGRAPHIC TOWNSHIP OF TRAFALGAR)  
REGIONAL MUNICIPALITY OF HALTON  
20M-1184 TOWN OF MILTON

THE CONTRACTOR SHALL CHECK AND VERIFY ALL DIMENSIONS AND CONDITIONS ON SITE BEFORE PROCEEDING WITH CONSTRUCTION. ANY DISCREPANCIES SHALL BE REPORTED TO JARDIN DESIGN GROUP INC. PRIOR TO COMMENCEMENT OF WORK.

JARDIN DESIGN GROUP INC. IS NOT RESPONSIBLE FOR THE ACCURACY OF SURVEY, STRUCTURAL OR ENGINEERING INFORMATION SHOWN ON THESE DRAWINGS OR FOR CONSTRUCTION STARTED PRIOR TO THE ISSUANCE OF A BUILDING PERMIT. REFER TO THE APPROPRIATE ENGINEERING DRAWINGS BEFORE PROCEEDING WITH WORK.

AS CONSTRUCTED INVERTS MUST BE VERIFIED PRIOR TO POURING FOOTINGS.

JARDIN DESIGN GROUP INC. HAS NOT BEEN RETAINED TO CARRY OUT GENERAL REVIEW OF THE WORK AND ASSUMES NO RESPONSIBILITY FOR THE FAILURE OF THE CONTRACTOR OR SUB CONTRACTOR TO CARRY OUT THE WORK IN ACCORDANCE WITH THE CONTRACT DOCUMENTS.

THIS DRAWING IS AN INSTRUMENT OF SERVICE, IS PROVIDED BY AND IS THE PROPERTY OF JARDIN DESIGN GROUP INC. THIS DRAWING IS NOT TO BE SCALED.