

**EURO CHOICE  
KITCHENS INC.**

2 Watson Rd. S.  
Guelph, On. N1L 1E2  
Phone: 519-821-3670  
Fax: 519-821-3613

PAGE 1 OF 4

ORDER #

**CUSTOMER:**  
**ROLLINGWOODS (ESTATES) INC.**  
**(GOLDPARK HOMES)**  
MODEL: 3103 INT

**SHIPPING DIRECTIONS:**

**PV4 - 8-2**

**124 SOUTHSEA CRESCENT, VAUGHAN**

DATE ORDERED:

DATE REQUIRED:

## KITCHEN

DESIGN: SHAKER MDF  
STAIN: DECORATORS WHITE

## ISLAND

DESIGN: REGENCY SOFT EDGE MAPLE  
STAIN: MUSKET BROWN

**HDWE: NO HDWE - DO NOT DRILL**

CTOP:  $\frac{3}{4}$ " SLAB BY OTHERS

CROWN: 6"H SHAKER W/CLEAT (16"H TOTAL)

-14" FROM BACK OF CROWN TO WALL-

## DRAWER TRACKS: QUADRO ON MELAMINE

## SOFT CLOSE DOORS

CEILING HEIGHT: 120" -108" TO DROP @ SIDES  
(SEE ELEV)

CABINET HEIGHT: 48" UPPERS-HANG @104"

-TO CEILING W/CROWN-

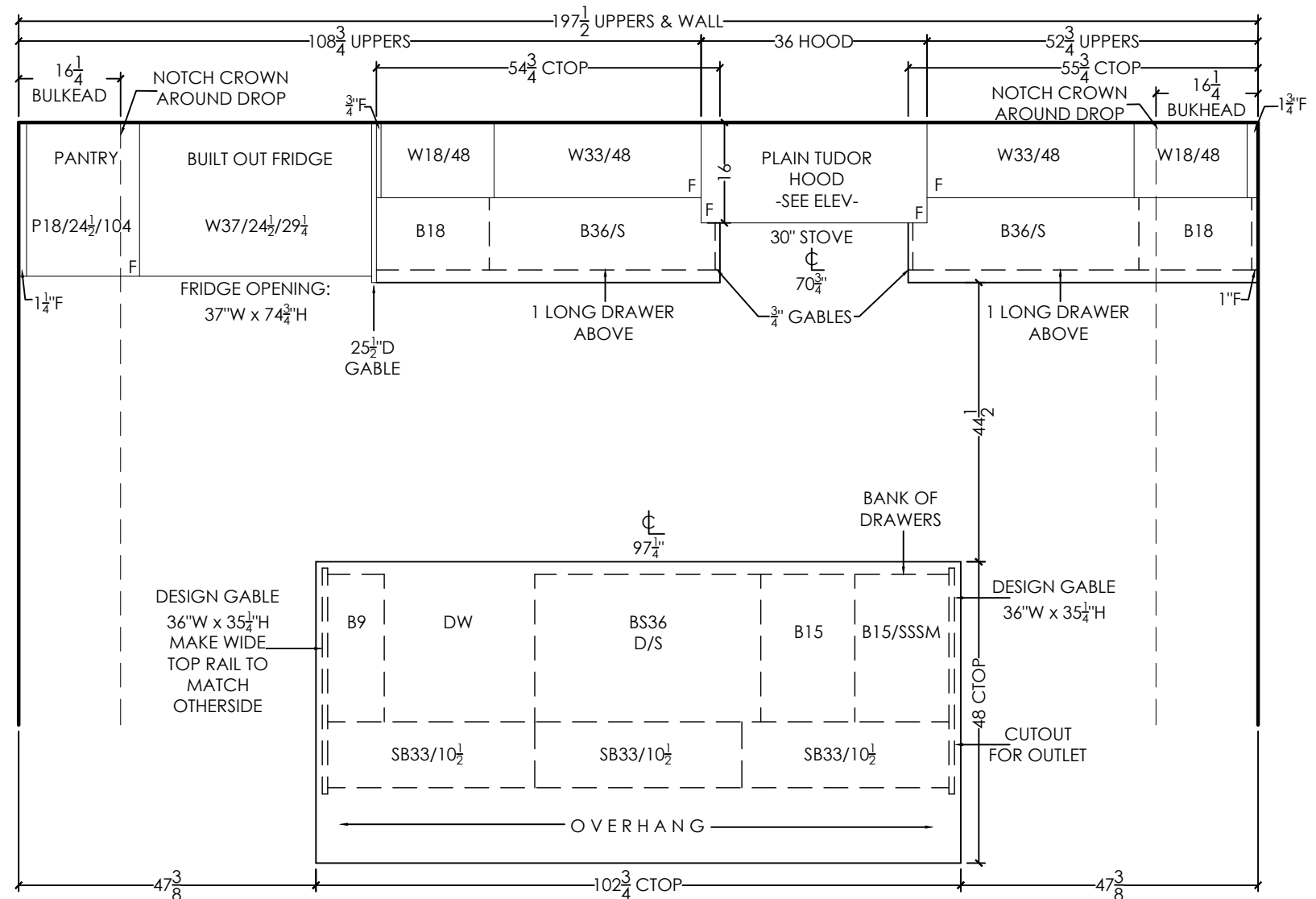
-NOTCH CROWN AROUND DROP-

THIS IS AN ARTIST'S RENDITION. THE  
DRAWINGS ARE FOR PRESENTATION  
PURPOSES ONLY, MAY NOT BE EXACTLY AS  
SHOWN.

DRAWN DATE: FEB 4/25

DESIGNER: CLARA

SALES REP:TOM



## FLUSH RETURN FILLERS

## SEND TOUCH-UP KIT

EURO CHOICE  
KITCHENS INC.

2 Watson Rd. S.  
Guelph, On. N1L 1E2  
Phone: 519-821-3670  
Fax: 519-821-3613

PAGE 2 OF 4

ORDER #

CUSTOMER:  
ROLLINGWOODS (ESTATES) INC.  
(GOLDPARK HOMES)  
MODEL: 3103 - INT

SHIPPING DIRECTIONS:  
PV4 - 8-2  
124 SOUTHSEA CRESCENT, VAUGHAN

DATE ORDERED:

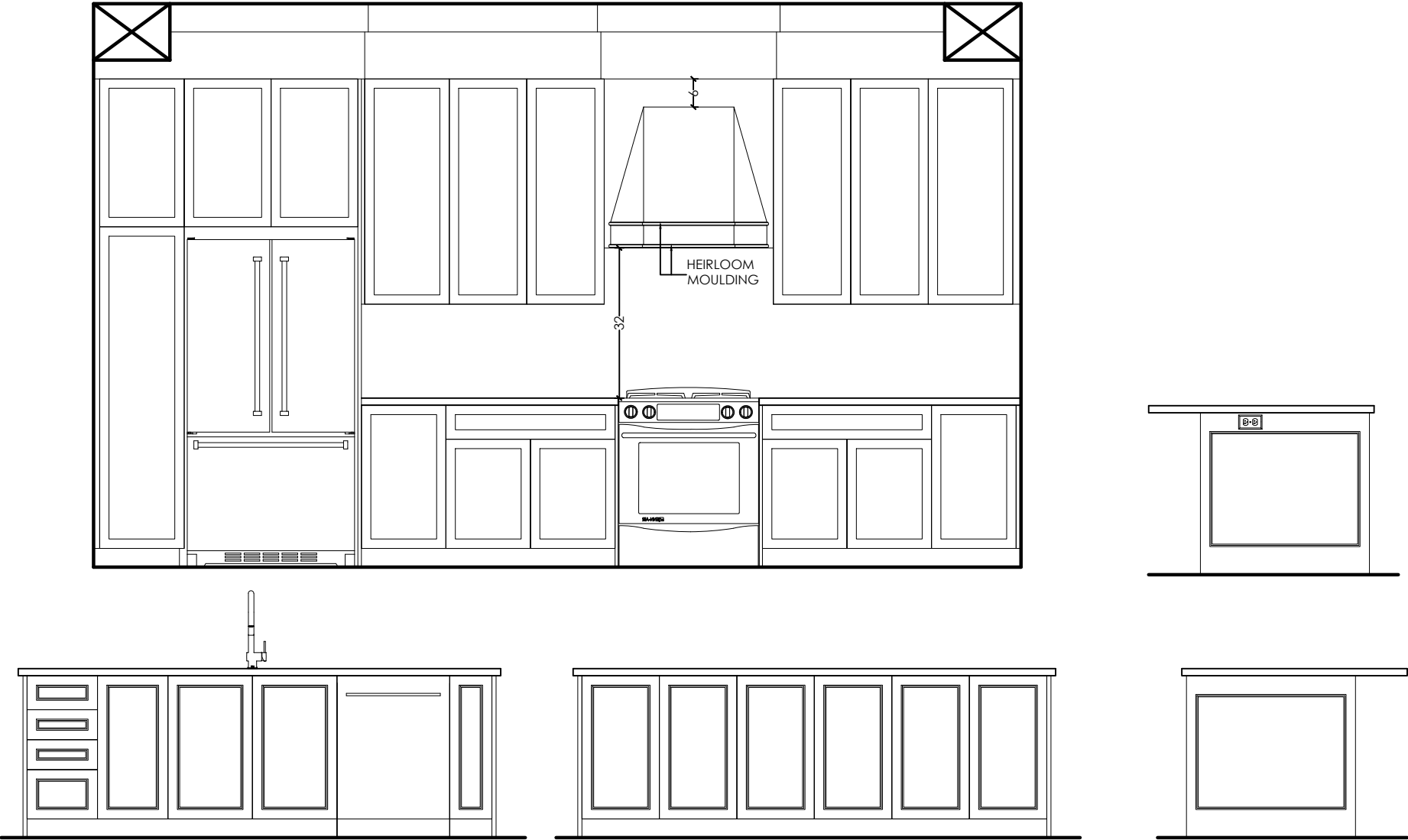
DATE REQUIRED:

THIS IS AN ARTIST'S RENDITION. THE  
DRAWINGS ARE FOR PRESENTATION  
PURPOSES ONLY, MAY NOT BE EXACTLY AS  
SHOWN.

DRAWN DATE: FEB 4/25

DESIGNER: CLARA

SALES REP:TOM



EURO CHOICE  
KITCHENS INC.

2 Watson Rd. S.  
Guelph, On. N1L 1E2  
Phone: 519-821-3670  
Fax: 519-821-3613

PAGE 3 OF 4

ORDER #

CUSTOMER:  
ROLLINGWOODS (ESTATES) INC.  
(GOLDPARK HOMES)  
MODEL: 3103 - INT

SHIPPING DIRECTIONS:

PV4 - 8-2  
124 SOUTHSEA CRESCENT, VAUGHAN

DATE ORDERED:

DATE REQUIRED:

FLUSH RETURN  
FILLERS

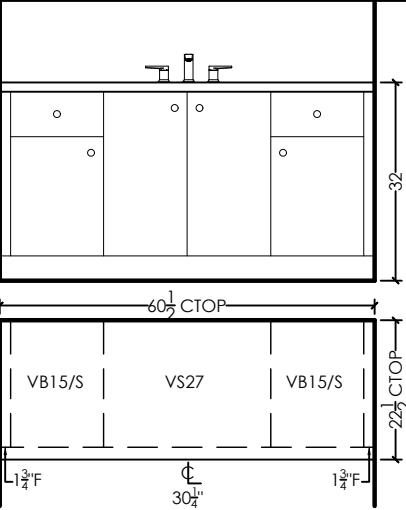
SEND TOUCH-UP  
KIT

THIS IS AN ARTIST'S RENDITION. THE  
DRAWINGS ARE FOR PRESENTATION  
PURPOSES ONLY, MAY NOT BE EXACTLY AS  
SHOWN.

DRAWN DATE: FEB 4/25

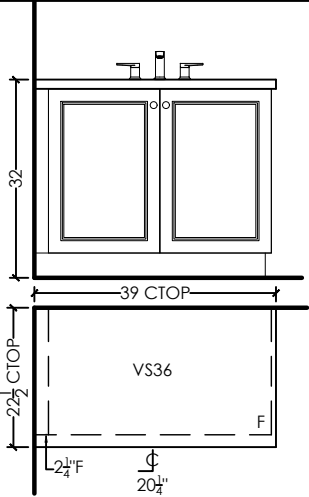
DESIGNER: CLARA

SALES REP:TOM



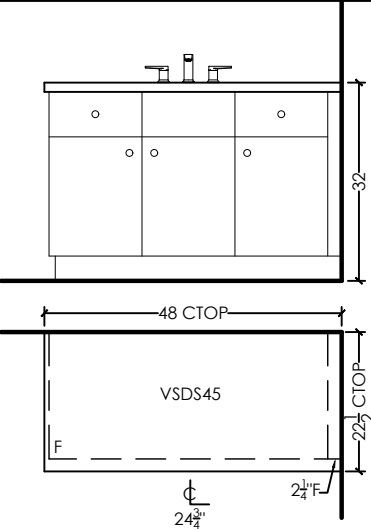
**BASEMENT BATH**  
DESIGN: SLAB MELAMINE  
STAIN: RU-05 LARICE BIANCO  
HDWE: 9431-1055-P  
CTOP: 3/4" SLAB BY OTHERS

DRAWER TRACKS: STANDARD  
CABINET HEIGHT: 32" HIGH



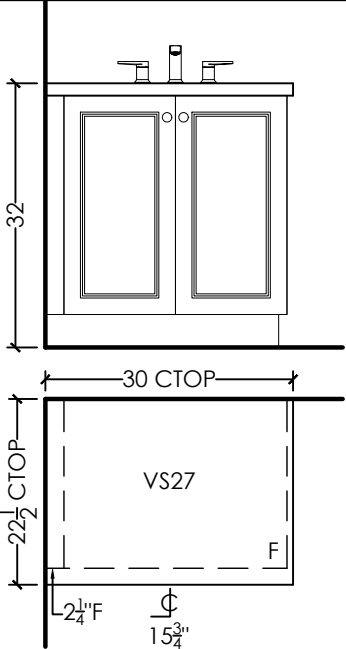
**POWDER ROOM**  
DESIGN: REGENCY SOFT EDGE MAPLE  
STAIN: GREYSTONE  
HDWE: 9431-1055-P  
CTOP: 3/4" SLAB BY OTHERS

CABINET HEIGHT: 32" HIGH



**SHARED**  
DESIGN: SLAB MELAMINE  
STAIN: RU-05 LARICE BIANCO  
HDWE: 9431-1055-P  
CTOP: 3/4" SLAB BY OTHERS

DRAWER TRACKS: STANDARD  
CABINET HEIGHT: 32" HIGH

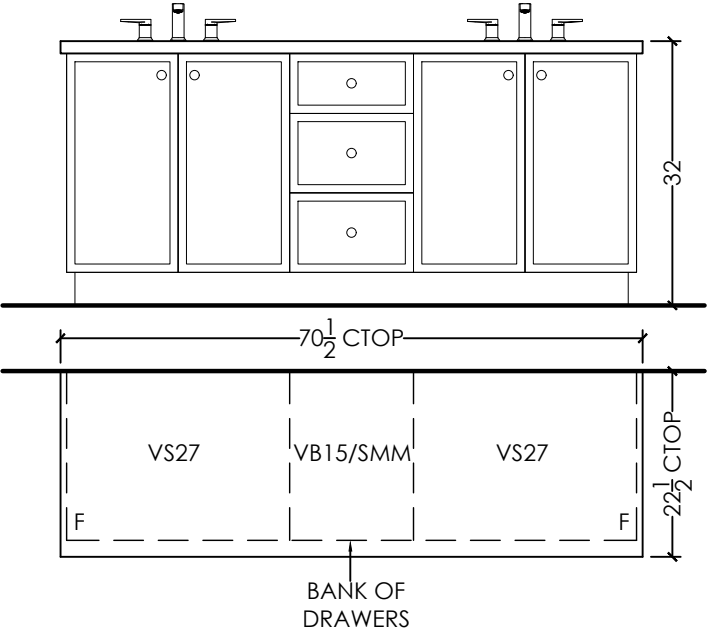


**ENSUITE 4**  
DESIGN: REGENCY SOFT EDGE MAPLE  
STAIN: GREYSTONE  
HDWE: 9431-1055-P  
CTOP: 3/4" SLAB BY OTHERS

CABINET HEIGHT: 32" HIGH

**ENSUITE**  
DESIGN: 3/4" FINA WHITE OAK  
STAIN: BOARDWALK  
HDWE: 9431-1055-P  
CTOP: 3/4" SLAB BY OTHERS

DRAWER TRACKS: STANDARD  
CABINET HEIGHT: 32" HIGH



BANK OF  
DRAWERS

EURO CHOICE  
KITCHENS INC.

2 Watson Rd. S.  
Guelph, On. N1L 1E2  
Phone: 519-821-3670  
Fax: 519-821-3613

PAGE 4 OF 4

ORDER #

CUSTOMER:  
ROLLINGWOODS (ESTATES) INC.  
(GOLDPARK HOMES)  
MODEL: 3103 - INT

SHIPPING DIRECTIONS:  
PV4 - 8-2  
124 SOUTHSEA CRESCENT, VAUGHAN

DATE ORDERED:

DATE REQUIRED:

LAUNDRY ROOM  
DESIGN: SLAB MELAMINE  
STAIN: 75V ROBLE AZABACHE  
HDWE: 9431-1055-P  
CTOP: 6698-46 PALOMA POLAR ETCHINGS  
EDGE: REGENCY BKSP: NO

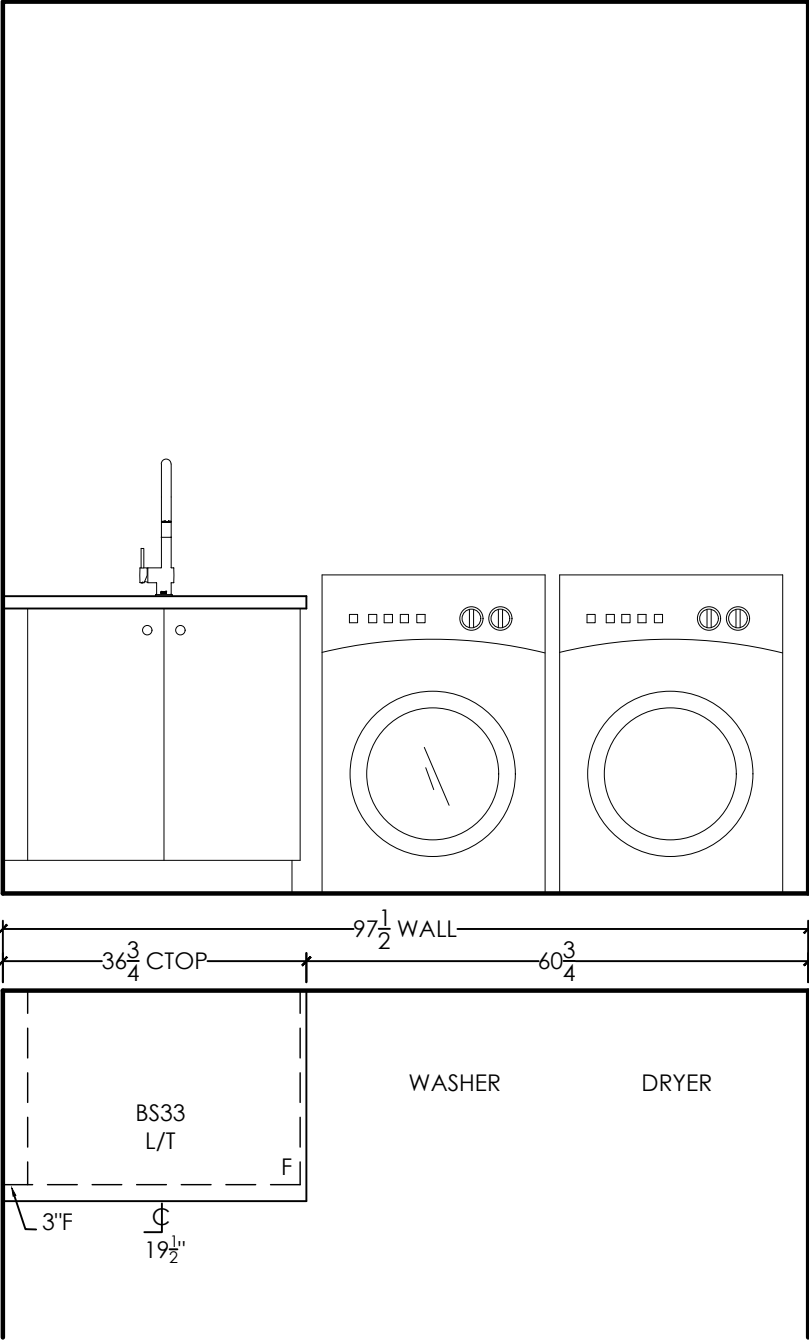
CEILING HEIGHT: 108"  
CABINET HEIGHT: 36" HIGH

THIS IS AN ARTIST'S RENDITION. THE  
DRAWINGS ARE FOR PRESENTATION  
PURPOSES ONLY, MAY NOT BE EXACTLY AS  
SHOWN.

DRAWN DATE: FEB 4/25

DESIGNER: CLARA

SALES REP:TOM



FLUSH RETURN FILLERS

SEND TOUCH-UP KIT