


FU2-10
JAN 14 2025

CIT367YGS
36-INCH LIBERTY® INDUCTION COOKTOP
MASTERPIECE® COLLECTION, TITANIUM GRAY GLASS WITH STAINLESS STEEL FRAME



ALSO AVAILABLE:

CIT367YG - Titanium Gray Glass, Frameless
CIT367YM - Silver Mirrored Finish, Frameless
CIT367YMS - Silver Mirrored Finish with Stainless Steel Frame

FEATURES & BENEFITS

- ★ - 3 extra-large Liberty® cooking zones allows more space and flexibility in placing larger cookware
- ★ - HeatShift® feature has three preset heat zones that allows you to change the power level by simply moving the pot across the cooking zone
- ★ - MoveMode® feature allows easy transfer of settings without having to reset power levels when moving a pot across the cooktop
- ★ - CookSmart® with 5 pre-set temperature levels to effortlessly pan fry a wide range of foods
- Home Connect® with Cooktop-Hood Sync can pair with a matching hood to synchronize and automatically turn on task lighting and ventilation when the cooktop is in use

GENERAL PROPERTIES

Controls	Touch Controls
Home Connect® (Wi-Fi Enabled)	Yes

ELEMENT PERFORMANCE

Power of Full Surface Heating Element	3,300 W
Power of Full Surface Heating Element (In Boost)	3,700 W
Power of Front Left Heating Element	2,200 W
Power of Front Left Heating Element (In Boost)	3,600 W
Power of Back Left Heating Element	2,200 W
Power of Back Left Heating Element (In Boost)	3,600 W
Power of Center Heating Element	3,300 W
Power of Center Heating Element (In Boost)	3,600 W
Power of Front Right Heating Element	2,200 W
Power of Front Right Heating Element (In Boost)	3,600 W
Power of Back Right Heating Element	2,200 W
Power of Back Right Heating Element (In Boost)	3,600 W
Burners With Booster	All 5

ELEMENT SIZE

Dimension of Front Left Heating Element	7 1/2" x 9"
Dimension of Back Left Heating Element	7 1/2" x 9"
Dimension of Center Heating Element	11 1/4" x 9 1/2"
Dimension of Back Right Heating Element	7 1/2" x 9"
Dimension of Front Right Heating Element	7 1/2" x 9"

TECHNICAL DETAILS

Watts (W)	10,800 W
Circuit Breaker (A)	50 A
Volts (V)	208 / 240 V
Frequency (Hz)	60 Hz
Plug Type	No Plug
Conduit	39" Flexible 3-Wire
Energy Source	Electric

DIMENSIONS & WEIGHT

Overall Appliance Dimensions (HxWxD) (in)	3/8"+3 7/8" x 37" x 21 1/4"
Required Cutout Size (HxWxD) (in)	3 7/8" x 34 3/4" x 19 7/8"
Minimum Distance From Counter Front (in)	2 1/2"
Minimum Distance From Rear Wall (in)	2 3/8"
Net Weight (lbs)	55 lbs

WARRANTY

Limited Warranty, Entire Appliance, Parts and Labor	2 Year
---	--------

†To be fully ADA compliant, these units must be installed according to ADA guidelines. Please check current ADA requirements for guidance on installation.

★ THERMADOR® EXCLUSIVE

CIT367YGS
36-INCH LIBERTY® INDUCTION COOKTOP
MASTERPIECE® COLLECTION, TITANIUM GRAY GLASS WITH STAINLESS STEEL FRAME

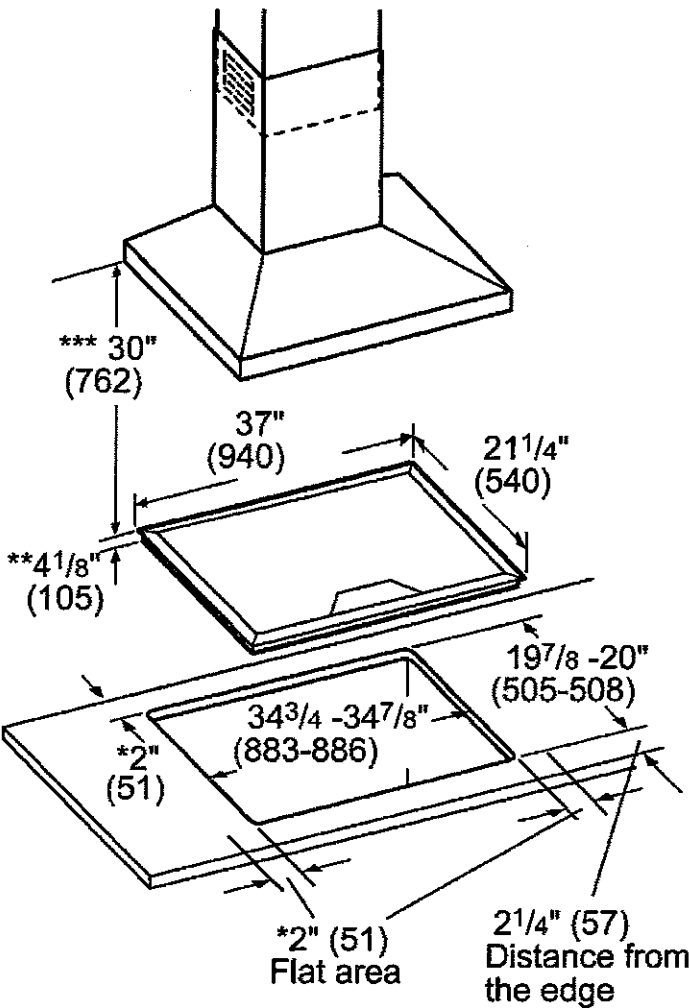


ACCESSORIES (OPTIONAL)



TGRILLPANX
Non-Stick Induction Grill
9" x 17"

36-INCH COOKTOP AND CUTOUT DIMENSIONS




NOTE: The work surface should be horizontal and level. The stability of the countertop should be confirmed even after making the cutout.

- * Minimum clearance from cutout to wall
- ** Installed depth includes a gap of 1" (26 mm) for ventilation
- *** Minimum clearance between the cooktop surface and lower edge of the exhaust hood.

measurements in inches (mm)

T30IR905SP
30-INCH BUILT-IN FRESH FOOD COLUMN
FREEDOM® COLLECTION, PANEL-READY



FEATURES & BENEFITS

- Full Stainless Steel Inner Liner
- Freedom® Hinge enables true flush design
- Auto Door Opening provides the opening of the door with just a slight push or pull
- ThermaFresh® System, Humidity and Temperature controlled drawers
- Soft Close Drawers for easy and controlled storage
- Sleek clean design for the perfect symmetry when paired with additional columns
- Touchscreen display panel controls settings, including individual temperature control and lighting

TEMPERATURE RANGES

Refrigerator	36°F (2°C) to 46°F (8°C)
Temperature Controlled Drawer	30°F (-1°C) to 38°F (3°C)
SuperCool	36°F (2°C) for approximately 6 hours
Energy Saving (Economy) Mode	43°F (6°C)

GENERAL PROPERTIES

Home Connect® (Wi-Fi Enabled)	Yes
Panel Ready	Yes
Reversible Door Swing	Yes
Soft Close Door	Yes
Soft Close Drawers	Yes
Carbon Air Filter	Yes
Lighting	LED Sidewall and Theater Lighting
Refrigerator Shelves	4
Adjustable Shelves	3
Shelf Material	Glass w/Aluminum Profile
Full Extension Drawers @ 115° Door Opening Angle	Yes
Full Extension Drawers @ 90° Door Opening Angle	Yes
General Use Drawer	1
Humidity Managed Drawer	1
Temperature Controlled Drawer	1
Door Bins	3
Gallon Door Bins	1
Door Open Alarm	Yes
Open Door Assist	Yes
Special Modes	Sabbath, Economy, Vacation

CAPACITY

Total Capacity (cu. ft.)	16.8 cu. ft.
--------------------------	--------------

PERFORMANCE

Dedicated Evaporator & Compressor System	Yes
Freeflow® Cold Air System	Yes
SuperCool	Yes

TECHNICAL DETAILS

Watts (W)	350 W
Current (A)	15 A
Volts (V)	110-120 V
Frequency (Hz)	60 Hz
Power Cord Length (in.)	118
Plug Type	120V-3 Prong

DIMENSIONS & WEIGHT

Appliance Dimensions (H x W x D) (in.)	83 3/4" x 29 3/4" x 24"
Required Cutout Size (H x W x D) (in.)	84" x 30" x 25"
Net / Gross Weight (lbs)	366 / 403 lbs

EFFICIENCY

ENERGY STAR® Certified	Yes
Annual Energy Consumption	279 kWh

*Height adjustable + / - 1/2" (+ / -13 mm)

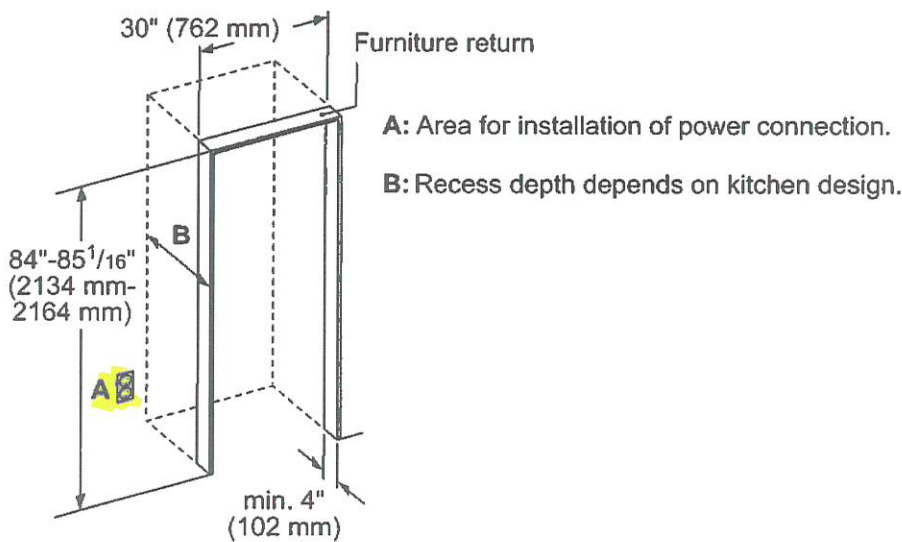
T30IR905SP
30-INCH BUILT-IN FRESH FOOD COLUMN
FREEDOM® COLLECTION, PANEL-READY



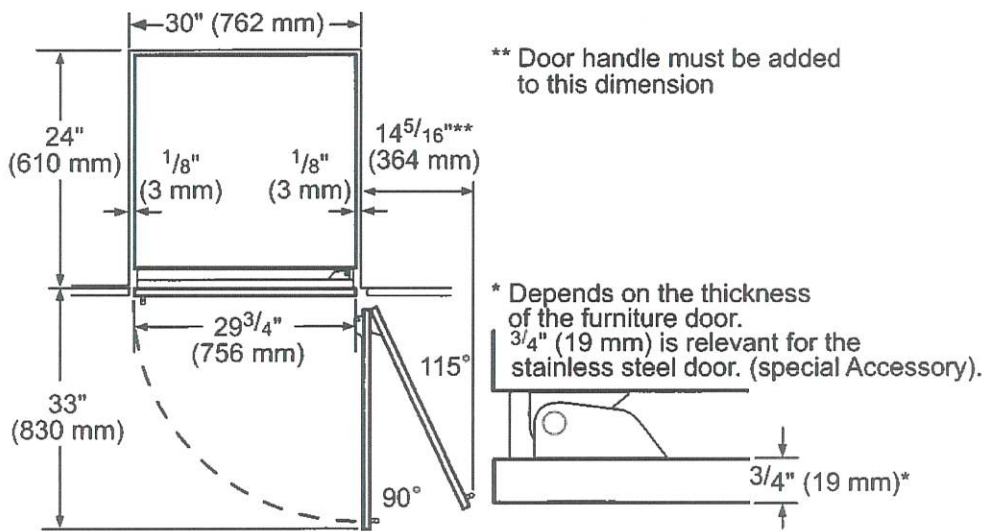
WARRANTY	
Limited, Entire Appliance, Parts and Labor on Any Part of the Refrigerator that Fails Because of a Manufacturing Defect	2 Year
Limited Warranty for Sealed Refrigeration System*; Parts and Labor	3rd to 6th Year
Limited Warranty for Sealed Refrigeration System*; Parts Only	7th to 12th Year
Limited Warranty for Stainless Steel Rust-Through	Lifetime

*Sealed refrigeration system includes compressor, evaporator, condenser, dryer / strainer and connection tubing

CUTOUT DIMENSIONS



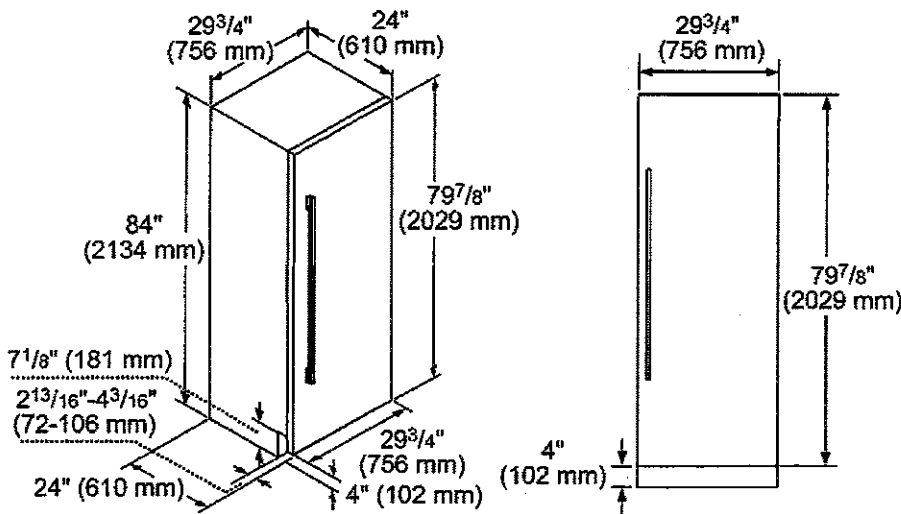
TOP VIEW CLEARANCE



T30IR905SP
30-INCH BUILT-IN FRESH FOOD COLUMN
FREEDOM® COLLECTION, PANEL-READY



PRODUCT AND PANEL DIMENSIONS





ACCESSORIES (OPTIONAL)





FLAT STAINLESS STEEL DOOR PANELS
30-Inch Flat Stainless Steel Door Panel

- 
- TFL30IR800
For use with Handle
 - TFL30IR905
Handleless

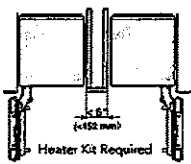
HANDLES
Choose between two options:

- 
- PR36HNDL20
36-Inch Professional Collection Handle
- or
- 
- MS36HNDL20
36-Inch Masterpiece® Collection Handle

STORAGE

- 
- SPRODBIN10
Small Produce Bin
- 
- LPRODBIN10
Large Produce Bin
- 
- 30PRODRAIL
30-Inch Produce Railing
- 
- 30HFGALBIN
30-Inch Half Gallon Bin

FRAMEKIT10
Freedom® Frame Kit
For any custom column installation in 24-inch deep cutouts. With two metal side trims whose placement between the interior cutout wall and the appliance helps overcome the challenge of unfinished cabinet returns.




HEATRKIT20 - 13W @ 120V
Freedom® Heater Kit
Low voltage heating element designed to guard against condensation build up. For use with non-traditional side-by-side installations (i.e. two wine columns) or instances where appliances are installed less than 6-inches (152 mm) apart from one another but not connected side-by-side. This kit is recommended for areas that are subject to high humidity or located next to an outside wall.

These warranties give you specific legal rights and you may have other rights that vary from state to state. Limited warranty from date of delivery. For complete warranty details, refer to your Use & Care manual or ask your dealer.

Specifications are for planning purposes only. Refer to installation instructions and consult your countertop supplier prior to making counter opening. Consult with a heating and ventilation engineer for your specific ventilation requirements. For the most detailed information, refer to installation instructions accompanying product or write to Thermador indicating the model number. Specifications are correct at time of printing. Thermador reserves the right to change product specifications or design without notice. Some models are certified for use in Canada. Thermador is not responsible for products that are transported from the U.S. for use in Canada.

T24IF905SP
24-INCH BUILT-IN FREEZER COLUMN WITH
INTERNAL ICE MAKER
FREEDOM® COLLECTION, PANEL-READY



FEATURES & BENEFITS

- Full Stainless Steel Inner Liner
- Freedom® Hinge enables true flush design
- Auto Door Opening provides the opening of the door with just a slight push or pull
- Energy Efficient Diamond Ice made with twist tray technology
- Smooth Filtered Lighting for clear and easy viewing of all product
- Soft Close Drawers for easy and controlled storage
- Sleek clean design for the perfect symmetry when paired with additional columns
- Touchscreen display panel controls settings, including individual temperature control and lighting

TEMPERATURE RANGES

Freezer	-11°F (-24°C) to 7°F (-14°C)
SuperFreeze®	-22°F (-30°C) for approximately 52 hours
Energy Saving (Economy) Mode	3°F (-16°C)

GENERAL PROPERTIES

Home Connect® (Wi-Fi Enabled)	Yes
Panel Ready	Yes
Reversible Door Swing	Yes
Soft Close Door	Yes
Soft Close Drawers	Yes
Lighting	LED Sidewall and Theater Lighting
Freezer Shelves	4
Adjustable Shelves	3
Shelf Material	Glass w/Aluminum Profile
Full Extension Drawers @ 115° Door Opening Angle	Yes
General Use Drawer	2
Door Bins	4
External LED Proximity Sensor	No
Oversized Dispenser Opening	No
Chilled Water, Crushed and Cubed Ice	No
Rapid Water Replenishment System	No
Ice Maker with Diamond Ice System	Yes
Door Open Alarm	Yes
Open Door Assist	Yes
Special Modes	Sabbath, Economy, Vacation

CAPACITY

Total Capacity (cu. ft.)	12.2 cu. ft.
--------------------------	--------------

PERFORMANCE

Dedicated Evaporator & Compressor System	Yes
SuperFreeze®	Yes
Defrost Process	Frost-Free

TECHNICAL DETAILS

Watts (W)	350 W
Current (A)	15 A
Volts (V)	110-120 V
Frequency (Hz)	60 Hz
Power Cord Length (in.)	118
Plug Type	120V-3 Prong

DIMENSIONS & WEIGHT

Appliance Dimensions (H x W x D) (in.)	84** x 23 3/4" x 24"
Required Cutout Size (H x W x D) (in.)	84" x 24" x 25"
Net / Gross Weight (lbs)	327 / 349 lbs

EFFICIENCY

ENERGY STAR® Certified	Yes
Annual Energy Consumption	435 kWh

*Height adjustable + / - 1/2" (+ / -13 mm)

T24IF905SP

24-INCH BUILT-IN FREEZER COLUMN WITH

INTERNAL ICE MAKER

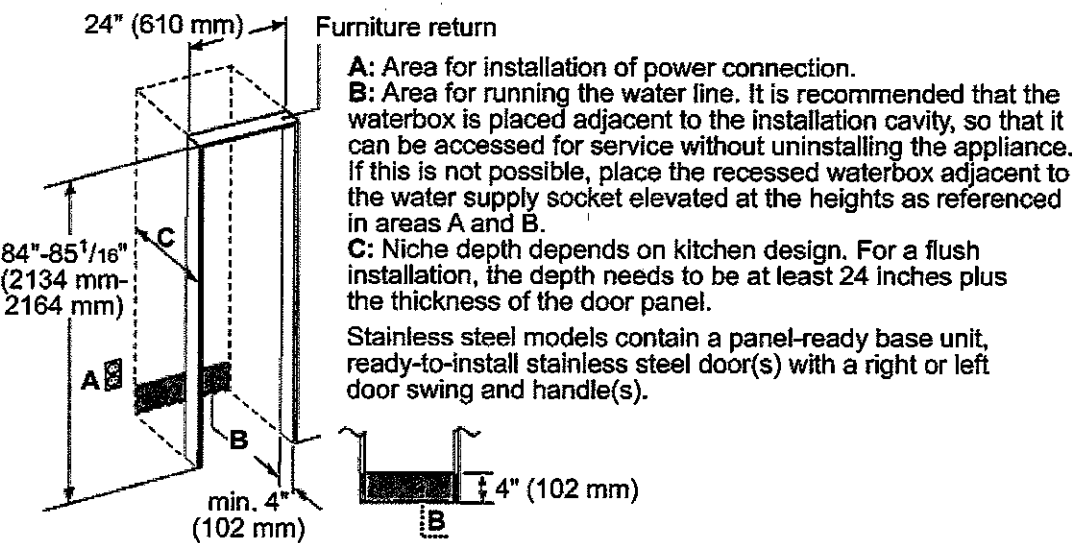
FREEDOM® COLLECTION, PANEL-READY



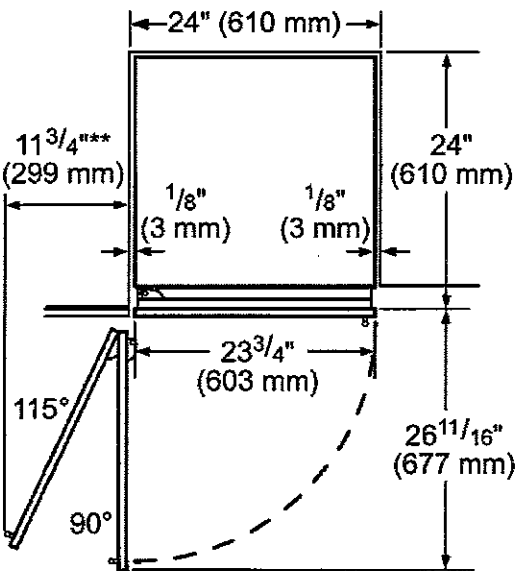
WARRANTY	
Limited, Entire Appliance, Parts and Labor on Any Part of the Refrigerator that Fails Because of a Manufacturing Defect	2 Year
Limited Warranty for Sealed Refrigeration System*; Parts and Labor	3rd to 6th Year
Limited Warranty for Sealed Refrigeration System*; Parts Only	7th to 12th Year
Limited Warranty for Stainless Steel Rust-Through	Lifetime

*Sealed refrigeration system includes compressor, evaporator, condenser, dryer / strainer and connection tubing

CUTOUT DIMENSIONS

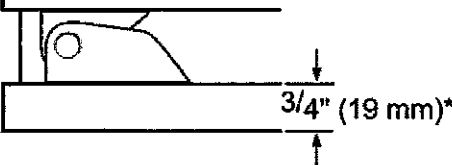


TOP VIEW CLEARANCE



** Door handle must be added to this dimension

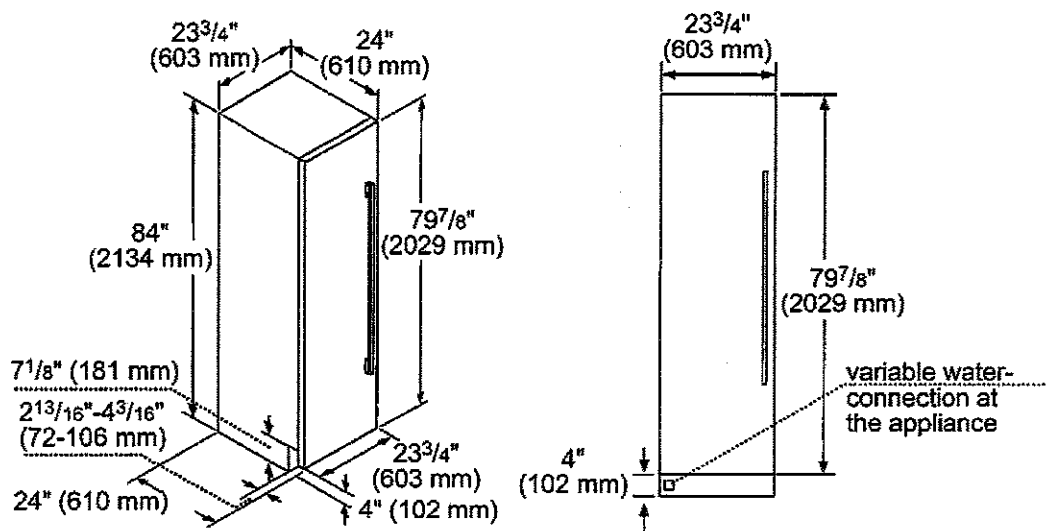
* Depends on the thickness of the furniture door. 3/4" (19 mm) is relevant for the stainless steel door. (special Accessory).



T24IF905SP
24-INCH BUILT-IN FREEZER COLUMN WITH
INTERNAL ICE MAKER
FREEDOM® COLLECTION, PANEL-READY



PRODUCT AND PANEL DIMENSIONS



ACCESSORIES (OPTIONAL)

FLAT STAINLESS STEEL DOOR PANELS
24-Inch Flat Stainless Steel Door Panel Without Dispenser

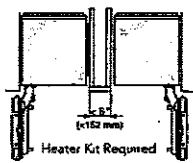
- TFL24IR800
For use with Handle
- TFL24IR905
Handleless

- STORAGE
- ICEBUCKETL
Large Ice Bucket

FRAMEKIT10
Freedom® Frame Kit
For any custom column installation in 24-inch deep cutouts. With two metal side trims whose placement between the interior cutout wall and the appliance helps overcome the challenge of unfinished cabinet returns.

- HANDLES
Choose between two options:
- PR36HNDL20
36-Inch Professional Collection Handle
 - or
 - MS36HNDL20
36-Inch Masterpiece® Collection Handle

- FILTERS
- REPLFLTR55
Freedom® Water Filter
Replacement water filter for use in all freezer and bottom freezer models



HEATRKIT20 – 13W @ 120V
Freedom® Heater Kit
Low voltage heating element designed to guard against condensation build up. For use with non-traditional side-by-side installations (i.e. two wine columns) or instances where appliances are installed less than 6-inches (152 mm) apart from one another but not connected side-by-side. This kit is recommended for areas that are subject to high humidity or located next to an outside wall.

These warranties give you specific legal rights and you may have other rights that vary from state to state. Limited warranty from date of delivery. For complete warranty details, refer to your Use & Care manual, or ask your dealer.

Specifications are for planning purposes only. Refer to installation instructions and consult your countertop supplier prior to making counter opening. Consult with a heating and ventilation engineer for your specific ventilation requirements. For the most detailed information, refer to installation instructions accompanying product or write to Thermador indicating the model number. Specifications are correct at time of printing. Thermador reserves the right to change product specifications or design without notice. Some models are certified for use in Canada. Thermador is not responsible for products that are transported from the U.S. for use in Canada.

1 800 735 4328 | USA THERMADOR.COM | CANADA THERMADOR.CA | ©2024 BSH HOME APPLIANCES CORPORATION. ALL RIGHTS RESERVED.

MEM301WS
30-INCH DOUBLE COMBINATION BUILT-IN OVEN
WITH MICROWAVE
MASTERPIECE® COLLECTION



FEATURES & BENEFITS

- Specially crafted gray glass on stainless steel for a luxurious look and finish
- Designed for flexibility—standard or flush installation into kitchen cabinets
- 950 watts microwave power and 10 microwave power level
- SoftClose® door ensures ultra smooth closing of the oven door
- Fast 2-hour self clean mode

ACCESSORIES (INCLUDED)

Upper Cavity: Glass turntable; Lower Cavity: 1 Telescopic and 2 Standard Oven Racks, Meat Probe, Broil Pan

WARRANTY

Limited Warranty Parts and Labor	2 Year
----------------------------------	--------

GENERAL PROPERTIES

Heating Modes – Upper Cavity	
(9) Baked Potato, Sweet Potato, Fresh Vegetable, Frozen Vegetable, Ground Meat, Fish / Seafood, Brown Rice, White Rice, Frozen Entrées	
Heating Modes – Lower Cavity	
(13) Bake, Broil, Roast, Convection Bake, Convection Broil, Convection Roast, Proof, Warm, Pizza, True Convection, Dehydrate, Speed Convection, Slow Roast	
Sabbath	Yes
Cleaning Type – Lower Cavity	Easy Clean and Self Clean
Telescopic Rack(s)	1
Illumination Type	Upper Cavity LED Lower Cavity Halogen
Interior Lights	Upper Cavity 1 Lower Cavity 2
Home Connect® (Wi-Fi Enabled)	Yes, Lower Oven Only

OVEN PERFORMANCE

Microwave Power	950 W
Bake / Broil Element – Lower Cavity	2,400 W / 3,800 W
Convection Element – Lower Cavity	2,000 W

TECHNICAL DETAILS

Watts	10,200 W
Circuit Breaker	50 A
Volts; Frequency	240 / 208 V; 60 Hz
Plug Type	Fixed Connection, No Plug
Conduit	60" 4-Wire
Energy Source	Electric

DIMENSIONS & WEIGHT

Overall Appliance Dimensions (HxWxD)	49" x 29 3/4" x 24 1/2"
Trim Overlaps (Top – Sides – Bottom)	1/2" – 9/16" – 0"
Required Cutout Size (HxWxD) – Standard	48 1/2" x 28 1/2" x 23 1/2"
Required Cutout Size (HxWxD) – Flush	49 1/8" x 30" x 24 1/2"
Microwave Capacity	1.6 cu. ft.
Oven Capacity	4.5 cu. ft.
Overall Lower Oven Interior Dimensions (HxWxD)	17 3/4" x 24" x 17 7/8"
Usable Lower Oven Interior Dimensions (HxWxD)	13 1/2" x 21 5/8" x 16 1/4"
Net Weight	267 lbs

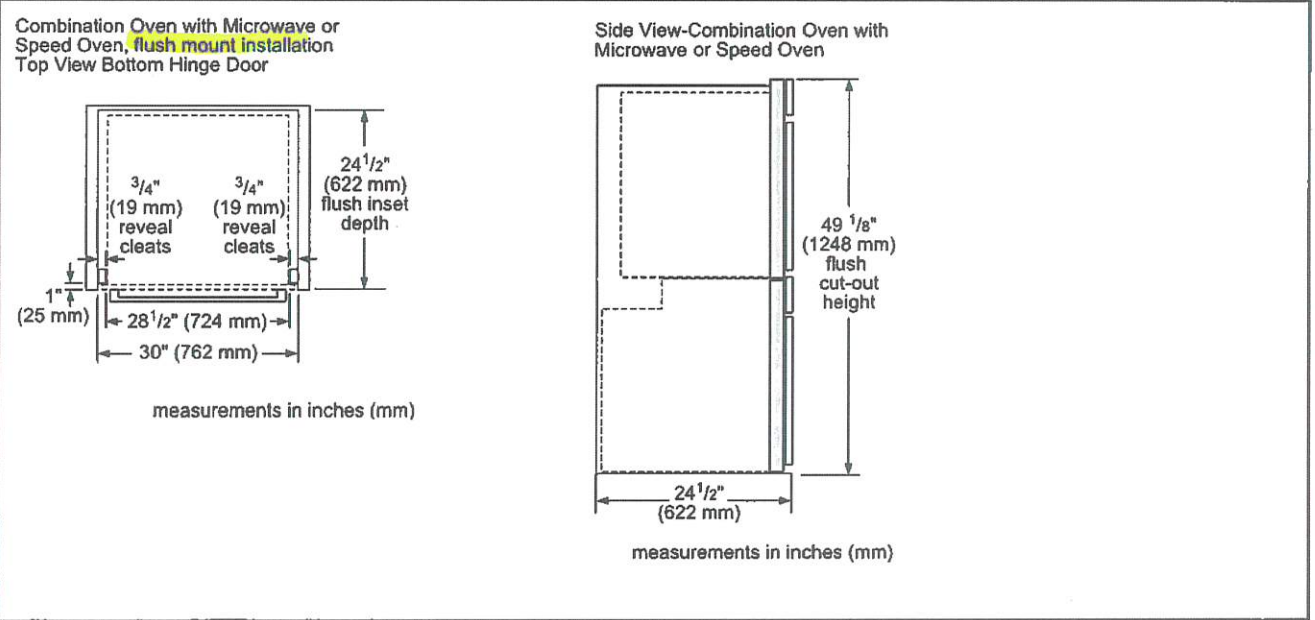
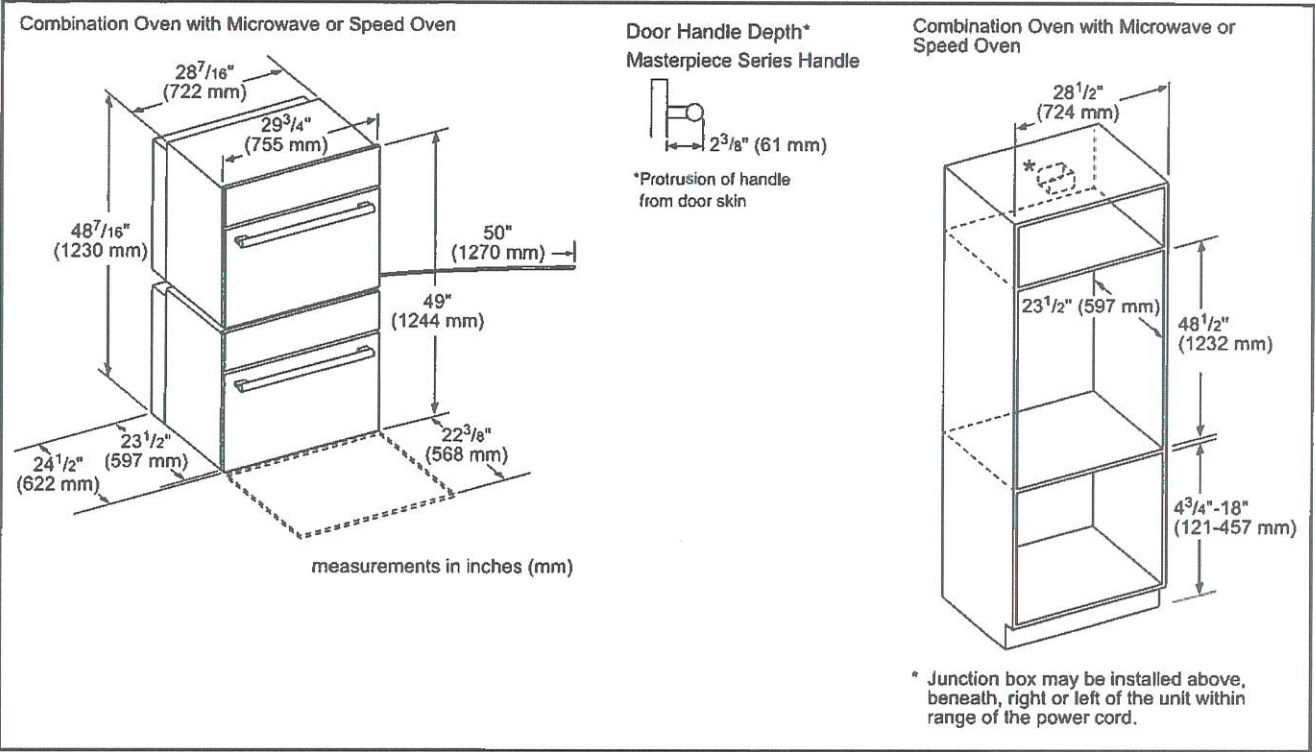
MEM301WS

30-INCH DOUBLE COMBINATION BUILT-IN OVEN WITH MICROWAVE

MASTERPIECE® COLLECTION



30-INCH DOUBLE COMBINATION OVEN WITH MICROWAVE



MEM301WS
30-INCH DOUBLE COMBINATION BUILT-IN OVEN
WITH MICROWAVE
MASTERPIECE® COLLECTION



INSTALLATION DETAILS

Standard installation
Single oven, double oven or combo oven over warming or storage drawer

* Wall oven junction box may be located above or to the right or left of the unit within reach of the power cable.

** Electrical hook-up may be located below (depending on space) or next to the drawer within reach of the power cable.

Minimum 3/4" (18 mm) required between cut-outs.

measurements in inches (mm)

Flush installation
Double or combo oven over storage or warming drawer

*IMPORTANT: Base has to be able to support the weight of the oven. Please check oven manual for minimum weight requirements.

minimum 1/2" (13 mm) required between cut-out*
Warming drawer

** For WD30W, the installed dimension may differ. This is based on 3/4" (19 mm) thick custom panel.


measurements in inches (mm)

These warranties give you specific legal rights and you may have other rights that vary from state to state. Limited warranty from date of delivery. For complete warranty details, refer to your Use & Care manual, or ask your dealer.

Specifications are for planning purposes only. Refer to installation instructions and consult your countertop supplier prior to making counter opening. Consult with a heating and ventilation engineer for your specific ventilation requirements. For the most detailed information, refer to installation instructions accompanying product or write to Thermador indicating the model number. Specifications are correct at time of printing. Thermador reserves the right to change product specifications or design without notice. Some models are certified for use in Canada. Thermador is not responsible for products that are transported from the U.S. for use in Canada.

1 800 735 4328 | USA THERMADOR.COM | CANADA THERMADOR.CA | ©2024 BSH HOME APPLIANCES CORPORATION ALL RIGHTS RESERVED.

DWHD661EFM
STAR SAPPHIRE® 6-PROGRAM DISHWASHER
MASTERPIECE® COLLECTION HANDLE



Also Available:
DWHD661EFP – Flat Stainless Steel Panel with Professional Collection Handle
DWHD661EPR – Custom Panel

FEATURES & BENEFITS

- ★ StarDry™ — No one dries better. Star Dry with Zeolite: the ultra-powerful program that dries dishes better so place settings, glassware, and even sturdy plastics and containers with hard-to-reach crevices are ready for use immediately after each cycle
- ★ Multi-Color Star Glow light illuminates your dishwasher with any color you choose via the Home Connect® app.
 - Adjustable Chef's Tool Drawer® delivers added loading capacity as well as flexibility to accommodate larger or smaller items, wider ends and utensil handles
 - The Zone Control™ Spray Arm amplifies the exceptional PowerWash™ performance by letting you customize the cleaning power to deep clean even the most challenging dishes, in the lower rack.
 - Time Remaining PowerBeam® shines the actual remaining time of the cycle on the floor
 - Smooth-glide ball bearing wheels on lower, upper, and third rack
 - 18 Wine Glass Capacity — No need to clean your glassware in two cycles; wash them all at once so you can get back to your guests
 - Use the exclusive Home Connect® app to refine your cleanup routine with remote control and receive timely notifications that keep track of every dish tab so you never run out

GENERAL PROPERTIES	
Number of Wash Cycles	6+3 Additional in Home Connect®
Number of Options	6+1 Additional in Home Connect®
Additional Wash Cycles and Options available in Home Connect®	Cycles: Machine Care, Rinse, Glass Options: Save Time
NSF®-Certified* Sanitize Option	Yes
dBA	42 dBA
Third Rack	Adjustable Chef's Tool Drawer®
Rack Adjustability	Rackmatic 3-Stage
Tub Material	Stainless Steel
Control Type	Touch Control
Concealed Water Heating Element	Yes
Leak Protection System	24/7 AquaStop®
Water Softener	Yes
Five-Level Wash	Yes
Childlock	No
Home Connect® (Wi-Fi Enabled)	Yes

EFFICIENCY	
Water Usage Per Cycle	3.2 g
Energy Efficiency Class	Tier 1
ENERGY STAR® Certified	Yes
Total Annual Energy Consumption	240 kWh
Total Annual Water Consumption	623.5 g

CAPACITY	
Number of Place Settings	16

TECHNICAL DETAILS	
Watts	1440 W
Current	12 A
Volts	120 V
Frequency	60 Hz
Power Cord Length	67"
Power Cord Install Length from Corner of Unit when Facing the Door	Left - 45" Right - 56"
Minimum Water Pressure	14 (lb/sin)
Max. Temperature for Water Intake	140° F
Length Inlet Hose	N/A
Length Outlet Hose	90.5"

DIMENSIONS & WEIGHT	
Overall Appliance Dimensions (HxWxD)	33 7/8" x 23 9/16" x 23 3/4"
Required Cutout Size (HxWxD)	33 7/8" Min. x 23 5/8" Min. x 24"
Adjustable Feet	Yes
Net Weight	101 lbs.

*Certification to NSF/ANSI Standard 184 for residential dishwashers

DWHD661EFM
STAR SAPPHIRE® 6-PROGRAM DISHWASHER
MASTERPIECE® COLLECTION HANDLE



WARRANTY	
Limited Warranty, Entire Appliance, Parts and Labor	2 Year
Limited Warranty for Microprocessor or Printed Circuit Board; Parts Only	3rd to 5th Year
Limited Warranty for Racks (Does Not Include Rack Components); Parts Only	3rd to 5th Year
Limited Warranty for Rust-through On Inner Tub Liner; Parts Only	Lifetime

ACCESSORIES (OPTIONAL)	
Dishwasher Installation Kit (Junction Box, 90° Elbow and Water Supply Hose)	SMZ3IN1UC
Dishwasher Supply and Drainage Hose Extension 76 3/4"	SGZ1010UC
Junction Box	SMZPCJB1UC
Cabinet Protector with Power Cord Clip	SMZEPCC1UC
Water Supply Hose	SMZSH1ABUC
Dishwasher Accessory Kit**	SMZ5000
Duo Silverware Basket	SMZ4000UC
Fine Silverware Carafe	SMZ5002UC



**Accessory Kit includes Extra-Tall-Item Sprinkler, Vase / Bottle Holder, 3 Plastic Item Clips and Small Item Basket

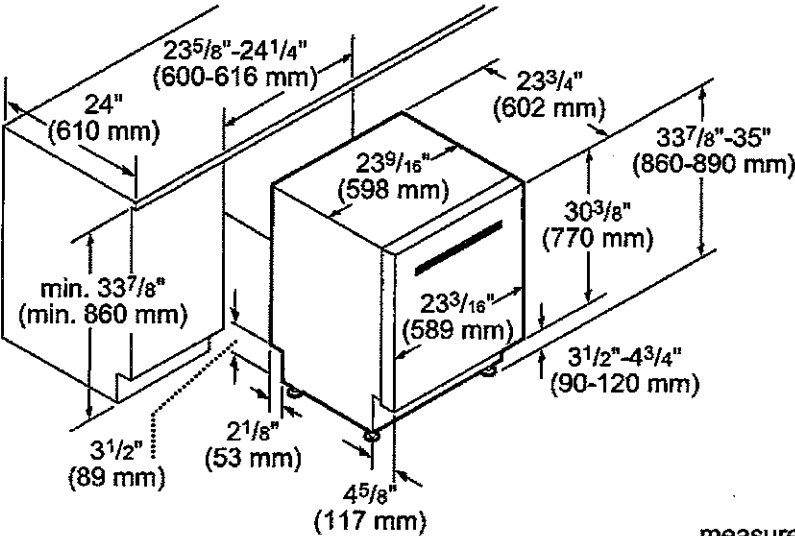


Duo Silverware Basket



Fine Silverware Carafe

DISHWASHER & CUTOUT DIMENSIONS



measurements in inches and mm

These warranties give you specific legal rights and you may have other rights that vary from state to state. Limited warranty from date of delivery. For complete warranty details, refer to your Use & Care manual, or ask your dealer.

Specifications are for planning purposes only. Refer to installation instructions and consult your countertop supplier prior to making counter opening. Consult with a heating and ventilation engineer for your specific ventilation requirements. For the most detailed information, refer to installation instructions accompanying product or write to Thermador indicating the model number. Specifications are correct at time of printing. Thermador reserves the right to change product specifications or design without notice. Some models are certified for use in Canada. Thermador is not responsible for products that are transported from the U.S. for use in Canada.

1 800 735 4328 | USA THERMADOR.COM | CANADA THERMADOR.CA | ©2024 BSH HOME APPLIANCES CORPORATION. ALL RIGHTS RESERVED.

HOME APPLIANCES

LG LAUNDRY

WM6700HBA


5.8 cu. ft. Mega Capacity Smart Front Load Washer with TurboWash™ 360° and AI Built-in intelligence

- 5.8 cu. ft. Mega Capacity
- LCD Display and Dial-A Cycle™ Knob with Touch Buttons
- ezDispense™ Automatic Dispenser
- TurboWash™ 360° Technology
- AI Fabric & Soil Level Sensors & Smart Pairing™
- LG ThinQ® Technology with ThinQ Care
- AAFA Certified with Allergiene™ Cycle
- ColdWash™ Technology
- NeveRust™ Stainless Steel Drum
- ENERGY STAR® Certified
- Direct Drive Motor 10-Year Limited Warranty

AVAILABLE COLORS



BLACK STEEL



Proactive Smart Alerts to Keep Your Appliances Running Smoothly

ThinQ Care

- Preventative Alerts help you stay a step ahead of potential issues to find proactive solutions before problems arise.
- Avoid preventable repairs and service calls with real-time diagnostics for a hassle-free experience.
- Integrated within LG's ThinQ app—a smart home hub for managing your smart devices and appliances.

SUMMARY

Type	Front Load Washer
Capacity (cu. ft.)	5.0 cu. ft.
Matching Electric Dryer	DLEX6700B
Matching Gas Dryer	DLGX6701B
Color	Black Steel (B)
APPEARANCE	
LCD Display	Yes
Touch Buttons	Yes
Dial-A-Cycle™	Yes
ENERGY	
ENERGY STAR® Most Efficient	Yes
ENERGY STAR® Certified	Yes
CEE Tier	Advanced
IMEF	3.1
IWF	2.9
WASH PROGRAMS	
No. of Programs	25
Wash Programs	Normal, AI Wash, Bedding, Delicates, Towels, Quick Wash, Heavy Duty, Allergiene™, Perm. Press, Tub Clean, Bright Whites™, Sanitary, Rinse + Spin, Spin Only, Hand/Wool, Active Wear, Swimwear, Kids Wear, Jeans, Dresses, Color Care, Sweat Stains, Small Load, Large Load, X Large Load
WASH OPTIONS	
No. of Options	19
Options	TurboWash™, Steam, Fresh Care, Pre-Wash, Remote Start, Delay Wash, Wi-Fi, Add Item, Extra Rinse, Control Lock, Drum Light, ColdWash, Spin Only, Detergent Level, Softener Level, Signal, Cycle List Edit, Cycle Optimization, Softener Tank Use

WASH DETAILS

No. of Wash/Rinse Temps	5
Wash/Rinse Temps	Extra Hot, Hot, Warm, Cold, Tap Cold
No. of Spin Speeds	5
Spin Speeds	Extra High, High, Medium, Low, No Spin
Max RPM	1300
Water Levels	Load Sensing
No. of Soil Levels	5
FABRIC CARE FEATURES	
AI DD™	Yes
TurboWash™ 360° Technology	Yes
Steam Technology	Yes
Allergiene™ Cycle	Yes
Sanitary Cycle	Yes
ColdWash™ Option	Yes
Soil Level Sensor	Yes
CONVENIENCE FEATURES	
Vibration sensing (Cabinet Vibration Sensor)	Yes
TrueBalance™ Anti-Vibration System	Yes
4 Tray Dispenser	ezDispense Cartridge (Detergent, Softener), Main Wash, Bleach (Cup)
End of Cycle Signal	Yes
LoadSense	Yes
Control Lock	Yes
Auto Suds Removal	Yes
Leveling Legs	Yes
Drumlight	4 Adjustable Legs
ThinQ™ TECHNOLOGY	
ThinQ Care	Yes
SmartDiagnosis™ (v3.0)	Yes
Wi-Fi	Yes
Energy Monitoring	Yes
Tub Clean Coach	Yes

MOTOR AND AGITATOR

Motor Type	Inverter Direct Drive Motor
Axis	Horizontal
MATERIALS AND FINISHES	
NeveRust™ Stainless Steel Drum	Yes
Cabinet	Painted Steel
Control Panel	Painted Steel
Top Plate	Painted Steel
Door / Rim	Glass / Chrome
Door Cover	Tempered Glass Door
All Available Colors	Black Steel (B)
CERTIFICATION	
AAFA	Yes
POWER SOURCE	
Rating	UL Listed
Electrical Requirements	120V, 10 Amps
Type	Electric
OPTIONS/ACCESSORIES	
Pedestal	WDP6B
Pedestal (WxHxD)	27" x 13 5/8" x 28" (43 7/8" D with door open)
LG Sidekick™ Pedestal Washer	WD300CB
LG Sidekick™ Pedestal Washer (WxHxD)	27" x 14 1/8" x 30 3/4" (50 1/2" D with drawer open)
Stacking Kit	KSTK1
DIMENSIONS	
Product (WxHxD)	27" x 39" x 33 1/4"
Depth with Door Open	(55" D with door open)
Carton (WxHxD)	29 3/4" x 43 1/8" x 33 7/8"
Weight (Product/Carton)	209.5 / 222.7 lbs.
LIMITED WARRANTY	
Parts and Labor	1 Year
Direct Drive Motor	10 Years
Drum	3 Years
UPC CODES	
WM6700HBA (Black Steel)	195174037058

HOME APPLIANCES

LG LAUNDRY

DLEX6700B / DLGX6701B

7.4 cu. ft. Ultra Large Capacity Smart Front Load
Dryer with TurboSteam™ and AI Sensor Dry™




- 7.4 cu. ft. Ultra Large Capacity
- LCD Display and Dial-A Cycle™ Knob with Touch Buttons
- TurboSteam™ Technology
- AI Fabric Sensor & Smart Pairing™
- LG ThinQ® Technology with ThinQ Care
- Wrinkle Care Option
- Reversible Door
- Sensor Dry System
- FlowSense™ Duct Clogging Indicator
- NeveRust™ Stainless Steel Drum
- Tempered Glass Door
- ENERGY STAR® Certified

AVAILABLE COLORS



BLACK STEEL



Proactive Smart Alerts to Keep
Your Appliances Running Smoothly

ThinQ Care

- Preventative Alerts help you stay a step ahead of potential issues to find proactive solutions before problems arise.
- Avoid preventable repairs and service calls with real-time diagnostics for a hassle-free experience.
- Integrated within LG's ThinQ app—a smart home hub for managing your smart devices and appliances.

SUMMARY		FABRIC CARE FEATURES		POWER SOURCE	
Type	Front Load Dryer	AI Sensor Dry™	Yes	Ratings	CSA Listed
Vent Type	Vented	Sensor Dry	Yes	Electrical Requirements	Electric: 240V, 30 Amps / Gas: 120V, 15 Amps
Dryer Type	Electric : DLEX6700B Gas: DLGX6701B	Precise Temperature Control with Variable Heater	Yes	Type	Electric, Gas
Capacity	7.4 cu. ft.	Steam	TurboSteam™	BTU Rating	Gas: 20,000
Matching Washer	WM5700HBA	CONVENIENCE FEATURES		OPTIONS	
Sensor Dry	Yes	3 Minute Installation Check	Yes	LP Conversion Kit	383EEL3002D
Steam	Yes	End of Cycle Signal	Yes	Side Venting Kit	3911EZ9131X
Color	Black Steel (8)	Drum Light (Door Open)	Yes	Drying Rack	3750EL1001A
APPEARANCE		Reversible Door	Yes	Pedestal	WDP68
LCD Display	Yes	FlowSense™ Duct Clogging Indicator	Yes	Pedestal (WxHxD)	27" x 13 5/8" x 28" (43 7/8" D with door open)
Touch Buttons	Yes	Wrinkle Care Option	Yes	DIMENSIONS	
Dial-A-Cycle™	Yes	Control Lock	Yes	Product (WxHxD)	27" x 39" x 30 1/8"
DRYER PROGRAMS		Venting Option	Electric: 4 Way Venting / Gas: 3 Way Venting	Depth with Door Open	51 3/8"
No. of Programs	23	4 Adjustable Legs	Yes	Carton (WxHxD)	29 5/8" x 43 5/16" x 31 9/16"
	Normal, AI Dry, Bedding, Delicates, Towels, Quick Dry, Timed Dry, Antibacterial, Perm. Press, SteamFresh™, Heavy Duty, Air Dry, Steam Sanitary™, Super Dry, Active Wear, Jeans, Blanket Refresh, Low Temp Dry, Overnight Dry, Easy Ironing, Small Load, Large Load Dry, X Large Load Dry	Remaining Time Display / Status Indicator(s)	Yes	Product Weight (lbs.)	Electric: 123.7 lbs. / Gas: 134 lbs.
Programs (Sensor Dry)		ThinQ™ TECHNOLOGY		Carton Weight (lbs.)	Electric: 135.1 lbs. / Gas: 145.7 lbs.
		ThinQ Care	Yes	LIMITED WARRANTY	
		SmartDiagnosis™ (v3.0)	Yes	Parts & Labor	1 Year
No. of Options	11	Wi-Fi	Yes	Drum	3 Years
	Cycle Optimization, Damp Dry Signal, Wrinkle Care, Control Lock, Wi-Fi, Energy Saver, TurboSteam™, Reduce Static, Remote Start, Drum Light, Signal	Remote Start and Cycle Monitor	Yes	UPC CODES	
Options		Energy Monitoring	Yes	DLEX6700B (Black Steel)	195174036976
		ENERGY		DLGX6701B (Black Steel)	195174036983
		ENERGY STAR® Certified	Yes		
Temperature Settings	High, Med, High, Medium, Low, Ultra Low	CEF	Electric: 3.94 / Gas: 3.49		
		MATERIALS AND FINISHES			
Drying Levels	Very Dry, More Dry, Normal Dry, Less Dry, Damp Dry	NeveRust® Stainless Steel Drum	Yes		
Manual Dry Times	10 min - 100 min (Every 10 min)	Cabinet	Painted Steel		
		Door	Tempered Glass Door		
		All Available Colors	Black Steel (8)		

© 2022 LG Electronics USA, Inc. All rights reserved. "LG Life's Good" is a registered trademark of LG Corp. All other product and brand names are trademarks or registered trademarks of their respective owners. Design, features and specifications are subject to change without notice. Non-metric weights and measurements are approximate. Some features may require internet access. Content and services may vary by product and are subject to change without notice. 8/31/22