



Reza

Prepared by
Ravneet Raghav
APPLIANCE CANADA LTD
ravneet_raghav@hotmail.com
(905) 660-2424 815

Whirlpool
CANADA
APR 23 2024 PV2-14 AB






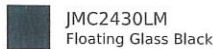
Jennair® NOIR™ 30 Built-In Microwave Oven with Speed-Cook

JMC2430LM

Let your appetite run wild with microwave and convection energy. With curated recipes and full-color doneness images, an intelligent culinary experience awaits your touch.



Available Finishes/Colours



Manuals & Literature:

- [Dimension Guide](#)
- [Installation Instructions](#)
- [Use and Care](#)
- [Warranty](#)

Top Features

Speed-Cook

Renounce accepted limitations of the microwave. Three potent methods converge to deliver convection's steady heat, microwave speed and broiled caramelization in each oven-caliber bite.

4.3-Inch Full Color LCD Display

A highly interactive, full-color LCD touchscreen is packed with dynamic features that allow you to navigate effortlessly through settings and cooking options including temperature and cooking mode.

Stainless Steel Microwave Interior

Wrapped in luminous steel, intrinsic beauty is reflected in every corner.

Sensor Cooking

This intuitive sensor detects humidity released by food as it cooks, determining the precise cooking time and power level for optimal doneness of each dish.

Dimensions

Depth	24.75
Height	19.88
Width	29.75

Microwave Details

Cooking Power Watts	900
Cavity Finish	Stainless
Convection	Yes
Convection Power Watts	1,200
Grill	Yes
Grill Power Watts	1,600
Number Or Racks	1
Turntable	Stoppable
Turntable Diameter Size In	14.13

Compatibility

Works With

Controls

Control Location	Top
Control Type	Electronic Touch
Display Color	Colored

Specifications

Country Of Origin	USA
Extended Service Plan Parent	EW09IW2Y
Add 30 Seconds	Yes
Control Lock	Yes
Soften Melt	Yes
Convection	Yes
Grill	Yes
Popcorn	Yes
Defrost	Yes
Keep Warm	Yes
Steam Cook	Yes

Electrical

Amps	20
Volts	240/208
Hz	60

APPLIANCE CANADA LTD
Ravneet Raghav
ravneet_raghav@hotmail.com

91 Caldari Road
Concord, ON L4K 3Z9
(905) 660-2424 x 815

Page 4 of 8

Appliance Canada
For Your Home. For Your Life.

Because Whirlpool Corporation policy includes a continuous commitment to improve our products, we reserve the right to change materials and specifications without notice. Dimensions are for planning purposes only. For complete details, see Installation Instructions packed with product. Specifications subject to change without notice.

APR 23 2024

AB

KY


PV2-14



Jennair® NOIR™ 30 Single Wall Oven

JJW2430LM

The oven's single-fan MultiMode® Convection system transforms prepped food and ingredients into delicious dinners. Use My Creations mode to curate your own recipe presets on the full-color display for an intuitive, guided culinary experience that's quieter than the leading luxury wall oven brand.* *Among 30, non-steam, single wall ovens.



Available Finishes/Colours

JJW2430LM
Floating Glass Black

Manuals & Literature:

- [Dimension Guide](#)
- [Installation Instructions](#)
- [Use and Care](#)
- [Warranty](#)

Top Features

MultiMode® Convection System

Steady heat is circulated by whirling metal blades, weaving around every flat tine. Weld your cooking prowess from marbled meats to succulent roasts.

4.3-Inch Full colour LCD Display

A highly interactive, full-colour LCD touchscreen is packed with dynamic features that allow you to navigate effortlessly through settings and cooking options including temperature and cooking mode.

Quieter Than the Leading Luxury Wall Oven Brand

Quieter Than the Leading Luxury Wall Oven Brand

Glide Rack

Smooth moves. Glides in and out fluidly and quietly, even when fully loaded.

Dimensions		Electrical	
Depth	23.25	Volts	240/208
Height	29.88	Hz	60
Width	30.0		
Controls		Exterior	
Control Type	Manual	Handle Color	Stainless Steel
Display Color	Full Color	Handle Material	Stainless Steel
Specifications		Features	
Country Of Origin	USA	Power On Indicator Light	Yes
Optional Accessories	W11256305	Language Conversion	English/French
Extended Service Plan Parent	EW10IW1Y	Configuration and Overview	
Sabbath Mode	Yes	Fuel Type	Electric
Electrical		Configuration	
Amps	20	Oven Configuration	Single Oven
Power Cord Included	No	Details	
		Bake Element Power	2800W/2427W
		Broiler Element Power	4000W
		Convection Element Power Watts	3,200



Panel Ready Fully Integrated Dishwasher with 3rd Level Rack with Wash

JDAF5924RX

JennAir® Panel Ready Fully Integrated Dishwasher with 3rd Level Rack with Wash

Available Finishes/Colours



JDAF5924RX
Panel Ready

panel

Manuals & Literature:



[Dimension Guide](#)



[Energy Guide](#)



[Use and Care](#)



[Warranty](#)

Top Features

Dimensions

Depth	21.63
Height	32.31
Width	23.56

Compatibility

Connectivity

Works With

Controls

Automatic Temperature Controls	Yes
Control Location	Top
Control Type	Electronic
End Of Cycle Signal	Yes

Specifications

Country Of Origin	Poland
-------------------	--------

Cycles and Options

Dishwasher Cycle Selections	Cookware; Crystal; Normal; Refresh; Sensor
-----------------------------	--

Cycles

Number Of Wash Cycles	6
-----------------------	---

Details

Drying System Type	Open Door System
Hoses Included	Drain Hose
Interior Light	Yes
Number Of Racks	3
Number Of Washarms	3
Rack Material	Nylon
Tub Material	Stainless Steel
Tub Style	Built-in Tall Tub 24in.
Wash System	Filter
Wash System Type	Removable Filter
Water Filtration	Yes

APPLIANCE CANADA LTD
Ravneet Raghav
ravneet_raghav@hotmail.com

91 Caldari Road
Concord, ON L4K 3Z9
(905) 660-2424 x 815

Page 5 of 8

Appliance Canada
For Your Home. For Your Life.

Because Whirlpool Corporation policy includes a continuous commitment to improve our products, we reserve the right to change materials and specifications without notice. Dimensions are for planning purposes only. For complete details, see Installation Instructions packed with product. Specifications subject to change without notice.

APR 23 2024

AS Ry PV2-14



Jennair® NOIR™ 24 Built-In Undercounter Beverage Center, Right Swing

JUBFR242HM



All access. Thick glass shelves with daring Obsidian interiors bring cool where you need it, whether in the undercounter space of a butler's pantry, prep area, bar or entertainment room. Set independent temperature zones with presets curated to your lifestyle and your space.

Top Features

Daring Obsidian Interior

Inspired by volcanic glass, this dark finish erupts with reflective, high-contrast style. Let the object of your desire emerge like vibrant art, begging to be consumed.

Emotive Controls

Hold sway over every zone. Let your light-guided touch coax out the flavors of beverages, spirits and beyond.

Glass Shelves

Gaze through platforms of glass wrapped in unyielding shelf frames.

UV-Resistant Low-E Thermal Glass

Sustain what satiates. Double-paned glass helps filter out ultraviolet light and helps reject temperature swings to reserve the finest tastes for your discerning palate.

Available Finishes/Colours

JUBFR242HM
Stainless Steel

Manuals & Literature:

 [Dimension Guide](#)

 [Energy Guide](#)

 [Use and Care](#)

 [Warranty](#)

no panel

Dimensions

Depth	23.94
Height	34.13
Width	23.88

Controls

Control Location	Interior
Control Type	Electronic
Control Lockout	No
Door Ajar Open Alarm	Yes
Max Cool Fast Cool	Yes
Sabbath Mode	Yes
Auto Defrost	Yes
Cooling On Off	Yes
Number Of Temperature Controlled Zones	2

Details

Interior Light	Yes
Number Of Racks	2
Liner Finish	Plastic
Number Of Shelves	2
Rack Front Material	Wood
Zone 1 Temperature Range	33F to 40F
Zone 2 Capacity	13 Bottles
Zone 2 Temperature Range	42F to 64F

Electrical

Amps	20
Volts	115

Exterior

Handle Material	Metal
Handle Type	Reach Through Handle
Window	Yes
Cabinet Color	Black
Cabinet Finish	Textured

APPLIANCE CANADA LTD
Ravneet Raghav
ravneet_raghav@hotmail.com

91 Caldari Road
Concord, ON L4K 3Z9
(905) 660-2424 x 815

Page 6 of 8

Appliance Canada
For Your Home. For Your Life.

Because Whirlpool Corporation policy includes a continuous commitment to improve our products, we reserve the right to change materials and specifications without notice. Dimensions are for planning purposes only. For complete details, see Installation Instructions packed with product. Specifications subject to change without notice.

APR 23 2024

AB

Ry

PV2-14



Jennair® 42 Panel-Ready Built-In French Door Refrigerator

JF42NFXDE

Featuring the exclusive Jenn-Air® Obsidian interior, this bottom-freezer refrigerator offers a fully flush, fully integrated design, distinct fresh- and frozen-food climates, and Produce Preserver to help keep fruits and vegetables at optimum freshness.



Available Finishes/Colours

JF42NFXDE
Panel Ready

panels-

Manuals & Literature:

- [CAD Image](#)
- [Energy Guide](#)
- [Use and Care](#)
- [Warranty](#)
- [Dimension Guide](#)
- [Installation Instructions](#)
- [Google Sketch](#)

Top Features

Daring Obsidian Interior

Inspired by volcanic glass, this industry-exclusive dark finish draws attention with high-contrast style. Fine foods and fresh produce emerge like vibrant art, with LED lighting showcasing your ingredients against the alluring interior.

Multi-Point Cinematic Lighting

Illuminate food items against the Daring Obsidian Interior. Breathtaking Multi-Point Cinematic Lighting ramps up in intensity as you open the door, acting as a lightbox to increase visibility and highlight your ingredients.

Fully Flush, Fully Integrated Design

This integrated built-in refrigerator fits beautifully into any decor, blending into custom cabinetry with a truly seamless appearance, reflecting your appreciation for the fine details of design. Must be installed in a 25" deep cabinet to achieve the fully flush look.

Dimensions

Depth	24.0
Height	84.0
Width	41.75

Controls

Control Location	Interior Up Front
Control Type	Electronic
Control Lockout	N/A
Door Ajar Open Alarm	Yes
Max Cool Fast Cool	Yes
Sabbath Mode	Yes
Water Filter Indicator Reset	Yes

Specifications

Country Of Origin	USA
-------------------	-----

Specifications

Optional Accessories	W11194769, W11296021, W10663564, EDR3RXD1B, W10311524, JBFFS42NHL, JBFFS42NHM
----------------------	---

Required Accessories	JBFFS42NHL, JBFFS42NHM, W11194769, W11296021
----------------------	---

Extended Service Plan Parent	EW13IW2Y
Fingerprint Resistant	No

Electrical

Amps	20
Volts	115

AHAM Volumes And Shelf Area

Freezer Volume Cu Ft	6.42
Refrigerator Volume Cu Ft	17.75
Total Volume Cu Ft	24.2

Configuration

Installation Configuration	Built-in
----------------------------	----------

APPLIANCE CANADA LTD
Ravneet Raghav
ravneet_raghav@hotmail.com

91 Caldari Road
Concord, ON L4K 3Z9
(905) 660-2424 x 815

Page 2 of 8

Appliance Canada
For Your Home, For Your Life

Because Whirlpool Corporation policy includes a continuous commitment to improve our products, we reserve the right to change materials and specifications without notice. Dimensions are for planning purposes only. For complete details, see Installation Instructions packed with product. Specifications subject to change without notice.

APR 23 2024

APV2-14

42 Refrigerator Armoire Style Door Panel Kit, Obsidian

W10663564

This Armoire-Style Refrigerator Door Panel is a 42 obsidian/black replacement part for your fully integrated built-in refrigerator. Easy to install, aesthetically pleasing, and built to last, this is an accessory that can be used across several Jenn-Air models; check to see if your model number is compatible. Installing this accessory will require basic hand tools and novice installation experience. Remember to unplug the appliance or shut off the house circuit breaker before installing this part..

Available Finishes/Colours



W10663564
Other

Manuals & Literature:



[Dimension Guide](#)



[Installation Instructions](#)



[Use and Care](#)

Top Features

This product is a Factory Certified Accessory. These three words represent quality parts and accessories designed specifically for your appliance. Time tested engineering that meets our strict quality specifications

These three words represent quality parts and accessories designed specifically for your appliance. Time tested engineering that meets our strict quality specifications

Package contains (1) 42" Refrigerator Door Panel Kit, Obsidian

Package contains (1) 42" Refrigerator Door Panel Kit, Obsidian

Tools Needed: Multi screwdriver

Tools Needed: Multi screwdriver

30-Day Return Policy

30-Day Return Policy

Specifications

Country Of Origin

USA

APPLIANCE CANADA LTD
Ravneet Raghav
ravneet_raghav@hotmail.com

91 Caldari Road
Concord, ON L4K 3Z9
(905) 660-2424 x 815

Page 7 of 8

Appliance Canada
For Your Home. For Your Life.

Because Whirlpool Corporation policy includes a continuous commitment to improve our products, we reserve the right to change materials and specifications without notice. Dimensions are for planning purposes only. For complete details, see Installation Instructions packed with product. Specifications subject to change without notice.

APR 23 2024

AB

Ry

PV2-14

Steam Dryer Hose Kit

W10044609A

This Steam Dryer Hose Kit includes the hoses and adapters needed to replace your existing steam hose assembly. This kit includes (1) brass adapter, (1) 3' hose, (1) 5' hose and (4) o-rings. This is a universal accessory that can be used across several brands; check to see if your model number is compatible. Replacing this accessory will require basic hand tools, some disassembly of the appliance and novice repair experience.



Top Features

This product is a Factory Certified Accessory. These three words represent quality parts and accessories designed specifically for your appliance. Time tested engineering that meets our strict quality specifications
These three words represent quality parts and accessories designed specifically for your appliance. Time tested engineering that meets our strict quality specifications

Whirlpool Genuine OEM Parts & Accessories are designed specifically for your appliance, meet tested engineering standards, and are crafted to ensure the quality of your appliance.

Whirlpool Genuine OEM Parts & Accessories are designed specifically for your appliance, meet tested engineering standards, and are crafted to ensure the quality of your appliance.

Package contains (1) Steam Dryer Hose Kit

Package contains (1) Steam Dryer Hose Kit

Accessory W10044609A replaces 211053, 3389955, 4319131, 4392905, 4392905R, 661592, 687104, 694044, 694045, PS407504 and W10830966
Accessory W10044609A replaces 211053, 3389955, 4319131, 4392905, 4392905R, 661592, 687104, 694044, 694045, PS407504 and W10830966

Specifications

Country Of Origin

USA

Part Replacement

This Part Is A Replacement For The Following Part Numbers
W10434773, W10362238, W10206708, W10044609, W10473735, W10676169

Available Finishes/Colours



W10044609A
Other

Manuals & Literature:

[Warranty](#)

APPLIANCE CANADA LTD
Ravneet Raghav
ravneet_raghav@hotmail.com

91 Caldari Road
Concord, ON L4K 3Z9
(905) 660-2424 x 815

Page 8 of 8

Appliance Canada
For Your Home. For Your Life.

Because Whirlpool Corporation policy includes a continuous commitment to improve our products, we reserve the right to change materials and specifications without notice. Dimensions are for planning purposes only. For complete details, see Installation Instructions packed with product. Specifications subject to change without notice.

APR 23 2024

AB RY

PV2-14

SRT366



FEATURES

- Rigorously tested for decades of use
- Exceptional support from our Customer Care team in Madison
- Signature red infinite control knobs
- Dual-stacked burners go from 20,000 Btu down to a mere breath of flame
- Heavy-gauge stainless steel
- Spark ignition system re-ignites if flame goes out
- Continuous cast-iron grates for easy movement of pots and pans
- 6 dual-stacked, seamless burners

ACCESSORIES

- 2-Burner Wok Grate
- Filler Trim
- S-Grates
- Stainless steel, brass or chrome bezels
- High altitude conversion kit
- 5" and 10" stainless steel risers, and 20" riser with shelf
- Signature red, black or stainless steel control knobs

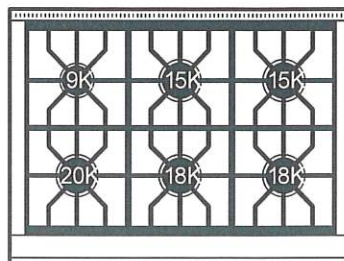
Accessories available through an authorized dealer.
For local dealer information, visit subzero-wolf.com/locator.



KNOB OPTIONS



TOP CONFIGURATION



RANGETOP SPECIFICATIONS

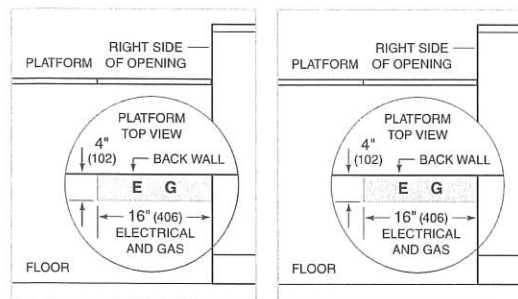
- 1 - 9,200 Btu Burner
- 2 - 15,000 Btu Burners
- 2 - 18,000 Btu Burners
- 1 - 20,000 Btu Burner

PRODUCT SPECIFICATIONS

Model	SRT366
Dimensions	35 7/8"W x 8 1/2"H x 28 1/2"D
Weight	220 lbs
Electrical Supply	110/120 VAC, 60 Hz
Electrical Service	15 amp dedicated circuit
Gas Supply	3/4" ID line
Gas Inlet	1/2" NPT female
Receptacle	3-prong grounding-type

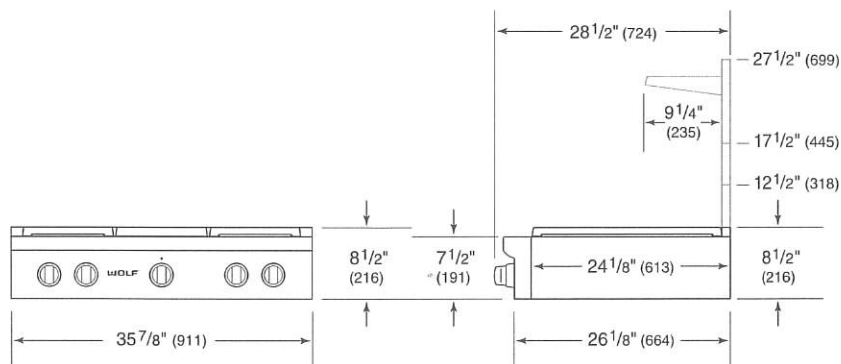
ELECTRICAL

GAS

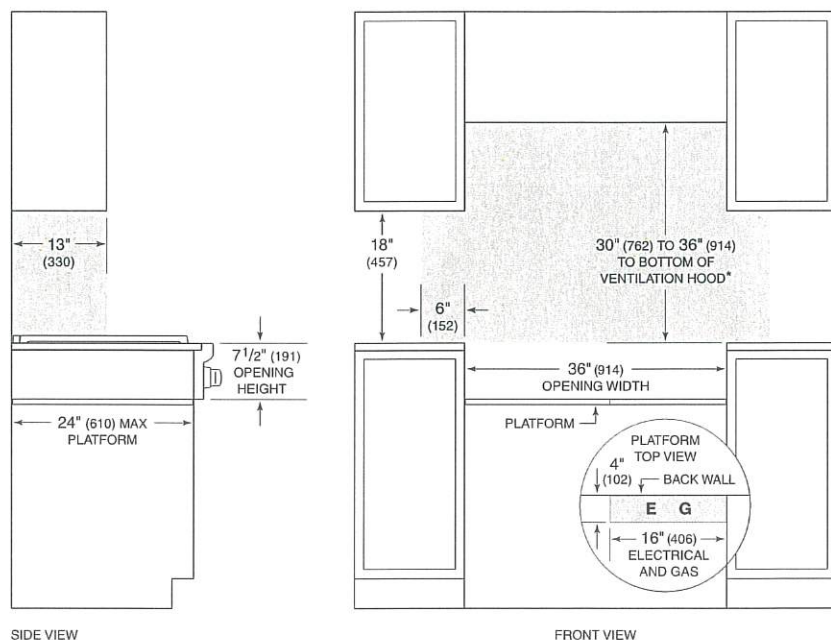


NOTE: Dimensions in parenthesis are in millimeters unless otherwise specified

DIMENSIONS



STANDARD INSTALLATION




*Without ventilation hood, 36\" (914) minimum clearance countertop to combustible materials, 44\" (118) for charbroiler.

NOTE: Shaded area above countertop indicates minimum clearance to combustible surfaces, combustible materials cannot be located within this area.

Electrical and gas supply located through bottom of platform.


For island installation, 12\" (305) minimum clearance back of range to combustible rear wall above countertop.



SU901

SU901

- Dual Motor (1100 CFM) - EBM
- Pressure: 800 Pa
- Noise level: 66 dBA/5.1 sones

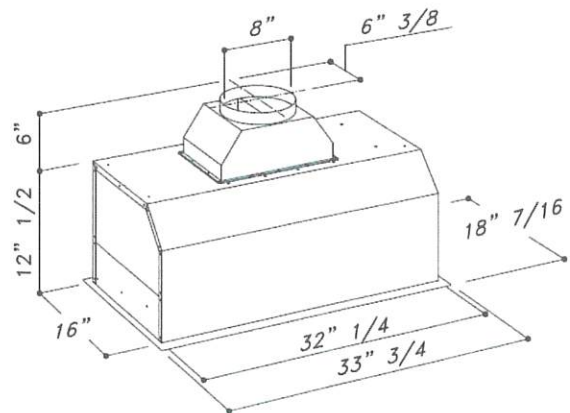


- Lighting: 2x20W Dichroic lamps



- Control panel: 4 speed push-button + timer delay off timer + light switch

- grease filter: commercial style baffle filters
- Cut Out: 32" 13/32 x 16" 3/16



Sirius

APR 23 2024

APB

Ry

PV2-14

LG LAUNDRY

WM6700HBA

5.8 cu.ft. Front Load Washer
with AI DD™ 2.0 and LCD Knob

LCD Knob with Sleek & Modern Design

AI DD™ 2.0 with fabric and soil level sensors

ezDispense™ Automatic Dispenser

TurboWash™ 360

Steam Technology (Asthma Canada Certified)


ThinQ® Technology

Energy Star® Certified

AVAILABLE COLOURS



BLACK STEEL



LG ThinQ™

Enjoy new ways to control your
home with LG smart appliances

- Start the laundry while you're out shopping
- Get alerts when the cycle is finished
- Works with the LG ThinQ® app



SUMMARY

Type	Front Load Washer
Capacity (cu. ft.)	5.8
Matching Electric Dryer	DLEX6700B
Color	Black Steel (B)
APPEARANCE	
LCD Display	Yes
Touch Buttons	Yes
Dial-A-Cycle™	Yes
ENERGY	
ENERGY STAR® Most Efficient	Yes
ENERGY STAR® Certified	Yes
CEE Tier	Advanced
IMEF	3.1
IWF	2.9
WASH PROGRAMS	
No. of Programs	25
Wash Programs	Normal, AI Wash, Bedding, Delicates, Towels, Quick Wash, Heavy Duty, Allergiene™, Perm. Press, Tub Clean, Bright Whites™, Sanitary, Rinse + Spin, Spin Only, Hand/Wool, Active Wear, Swimwear, Kids Wear, Jeans, Dresses, Color Care, Sweat Stains, Small Load, Large Load, X Large Load
WASH OPTIONS	
No. of Options	19
Options	TurboWash™, Steam, Fresh Care, Pre-Wash, Remote Start, Delay Wash, Wi-Fi, Add Item, Extra Rinse, Control Lock, Drum Light, ColdWash, Spin Only, Detergent Level, Softener Level, Signal, Cycle List Edit, Cycle Optimization, Softener Tank Use
WASH DETAILS	
No. of Wash/Rinse Temps	5
Wash/Rinse Temps	Extra Hot, Hot, Warm, Cold, Tap Cold

No. of Spin Speeds	5
Spin Speeds	Extra High, High, Medium, Low, No Spin
Max RPM	1300
Water Levels	Load Sensing
No. of Soil Levels	5
FABRIC CARE FEATURES	
AI DD™	Yes
TurboWash™ 360 Technology	Yes
Steam Technology	Yes
Allergiene™ Cycle	Yes
Sanitary Cycle	Yes
ColdWash™ Option	Yes
Soil Level Sensor	Yes
CONVENIENCE FEATURES	
Vibration sensing (Cabinet Vibration Sensor)	Yes
TrueBalance™ Anti-Vibration System	Yes
4 Tray Dispenser	ezDispense Cartridge (Detergent, Softener), Main Wash, Bleach (Cup)
End of Cycle Signal	Yes
LoadSense	Yes
Control Lock	Yes
Auto Suds Removal	Yes
Leveling Legs	4 Adjustable Legs
Drumlight	Yes
ThinQ® SMART FEATURES	
SmartDiagnosis™ (v3.0)	Yes
Wi-Fi	Yes
Remote Start and Cycle Monitor	Yes
Energy Monitoring	Yes
Tub Clean Coach	Yes
MOTOR AND AGITATOR	
Motor Type	Inverter Direct Drive Motor

Axis	Horizontal
MATERIALS AND FINISHES	
NeveRust™ Stainless Steel Drum	Yes
Cabinet	Painted Steel
Control Panel	Painted Steel
Top Plate	Painted Steel
Door / Rim	Glass / Chrome
Door Cover	Tempered Glass Door
All Available Colors	Black Steel (B)
CERTIFICATION	
Asthma Canada	Yes
POWER SOURCE	
Ratings	UL Listed
Electrical Requirements	120V, 10 Amps
Type	Electric
OPTIONS/ACCESSORIES	
Pedestal	WDP6B
Pedestal (WxHxD)	27" x 13 5/8" x 28" (43 7/8" D with door open)
LG Sidekick™ Pedestal Washer	WD300CB
LG Sidekick™ Pedestal Washer (WxHxD)	27" x 14 1/8" x 30 3/4" (50 1/2" D with drawer open)
Stacking Kit	KSTK4
DIMENSIONS	
Product (WxHxD)	27" x 39" x 33 1/4"
Depth with Door Open	(55" D with door open)
Carton (WxHxD)	29 3/4" x 43 1/8" x 33 7/8"
Weight (Product/Carton)	209.5 / 222.7 lbs.
LIMITED WARRANTY	
Parts and Labor	1 Year
Direct Drive Motor	10 Years
Drum	3 Years
UPC CODES	
WM6700HBA (Black Steel)	195174037058

APR 23 2024

APB

RV

PV2-14

LG LAUNDRY

DLEX6700B / DLGX6701B

7.4 cu. ft. Ultra Large Capacity Smart Front Load
 Dryer with TurboSteam™ and AI Sensor Dry™

7.4 cu. ft. Ultra Large Capacity
 LCD Display and Dial-A Cycle™ Knob with Touch Buttons
 TurboSteam™ Technology
 AI Fabric Sensor & Smart Pairing™
 LG ThinQ® Technology with ThinQ Care
 Wrinkle Care Option
 Reversible Door
 Sensor Dry System
 FlowSense™ Duct Clogging Indicator
 NeveRust™ Stainless Steel Drum
 Tempered Glass Door
 ENERGY STAR® Certified

AVAILABLE COLORS




BLACK STEEL

Proactive Smart Alerts to Keep Your Appliances Running Smoothly

ThinQ Care

- Preventative Alerts help you stay a step ahead of potential issues to find proactive solutions before problems arise.
- Avoid preventable repairs and service calls with real-time diagnostics for a hassle-free experience.
- Integrated within LG's ThinQ app—a smart home hub for managing your smart devices and appliances.



SUMMARY

Type	Front Load Dryer
Vent Type	Vented
Dryer Type	Electric: DLEX6700B Gas: DLGX6701B
Capacity	7.4 cu. ft.
Matching Washer	WM6700HBA
Sensor Dry	Yes
Steam	Yes
Color	Black Steel (B)
APPEARANCE	
LCD Display	Yes
Touch Buttons	Yes
Dial-A-Cycle™	Yes
DRYER PROGRAMS	
No. of Programs	23
	Normal, AI Dry, Bedding, Delicates, Towels, Quick Dry, Timed Dry, Antibacterial, Perm. Press, SteamFresh™, Heavy Duty, Air Dry, Steam Sanitary™, Super Dry, Active Wear, Jeans, Blanket Refresh, Low Temp Dry, Overnight Dry, Easy Ironing, Small Load, Large Load Dry, X Large Load Dry
Programs (Sensor Dry)	
No. of Options	11
	Cycle Optimization, Damp Dry Signal, Wrinkle Care, Control Lock, Wi-Fi, Energy Saver, TurboSteam™, Reduce Static, Remote Start, Drum Light, Signal
Options	
Temperature Settings	High, Med. High, Medium, Low, Ultra Low
Drying Levels	Very Dry, More Dry, Normal Dry, Less Dry, Damp Dry
Manual Dry Times	10 min ~ 100 min (Every 10 min)

FABRIC CARE FEATURES

AI Sensor Dry™	Yes
Sensor Dry	Yes
Precise Temperature Control with Variable Heater	Yes
Steam	TurboSteam™
CONVENIENCE FEATURES	
3 Minute Installation Check	Yes
End of Cycle Signal	Yes
Drum Light (Door Open)	Yes
Reversible Door	Yes
FlowSense™ Duct Clogging Indicator	Yes
Wrinkle Care Option	Yes
Control Lock	Yes
Venting Option	Electric: 4 Way Venting / Gas: 3 Way Venting
4 Adjustable Legs	Yes
Remaining Time Display / Status Indicator(s)	Yes
ThinQ® TECHNOLOGY	
ThinQ Care	Yes
SmartDiagnosis™ (v3.0)	Yes
Wi-Fi	Yes
Remote Start and Cycle Monitor	Yes
Energy Monitoring	Yes
ENERGY	
ENERGY STAR® Certified	Yes
CEF	Electric: 3.94 / Gas: 3.49
MATERIALS AND FINISHES	
NeveRust® Stainless Steel Drum	Yes
Cabinet	Painted Steel
Door	Tempered Glass Door
All Available Colors	Black Steel (B)

POWER SOURCE

Ratings	CSA Listed
Electrical Requirements	Electric: 240V, 30 Amps / Gas: 120V, 15 Amps
Type	Electric, Gas
BTU Rating	Gas: 20,000
OPTIONS	
LP Conversion Kit	383EEL3002D
Side Venting Kit	3911EZ9131X
Drying Rack	3750EL1001A
Pedestal	WDP6B
Pedestal (WxHxD)	27" x 13 5/8" x 28" (43 7/8" D with door open)
DIMENSIONS	
Product (WxHxD)	27" x 39" x 30 1/8"
Depth with Door Open	51 3/8"
Carton (WxHxD)	29 5/8" x 43 5/16" x 31 9/16"
Product Weight (lbs.)	Electric: 123.7 lbs. / Gas: 134 lbs.
Carton Weight (lbs.)	Electric: 135.1 lbs. / Gas: 145.7 lbs.
LIMITED WARRANTY	
Parts & Labor	1 Year
Drum	3 Years
UPC CODES	
DLEX6700B (Black Steel)	195174036976
DLGX6701B (Black Steel)	195174036983

APR 23 2024



PV2-14