



CONSTRUCTION SUMMARY

Lot: 120
Model: 40.02 B VALLEYVIEW
Project/Phase: Pine Valley Forevergreen / 1

APPLIANCES

Invoice	Qty.	Description
2432 17Sep20 NoCat	1	Appliance specifications as attached - signed

CERAMIC

Invoice	Qty.	Description
2432 17Sep20 NoCat	1	.MASTER ENSUITE: REPOSITION TUB - SEE PLAN
2432 17Sep20 NoCat	1	.MASTER ENSUITE: RELOCATE TOILET - SEE PLAN

CONCRETE AND DRAIN

Invoice	Qty.	Description
2225 23Jul20 NoCat	1	.BACK-FLOW PREVENTER VALVE

CROWN MOULDING

Invoice	Qty.	Description
2376 23Jul20 NoCat	1	.MASTER BEDROOM - OPT. 10 FOOT TRAY CEILING AS PER PLAN

DRYWALL

Invoice	Qty.	Description
2376 23Jul20 NoCat	1	.MASTER BEDROOM - OPT. 10 FOOT TRAY CEILING AS PER PLAN
2432 17Sep20 NoCat	1	.KITCHEN: DELETE NIBB WALL AT FRIDGE, RELOCATE ARCH. SEE PLAN FOR LOCATION [FRIDGE GABLE TO BE PURCHASED AT COLOUR APPOINTMENT]



CONSTRUCTION SUMMARY

Lot: 120
Model: 40.02 B VALLEYVIEW
Project/Phase: Pine Valley Forevergreen / 1

ELECTRICAL

Invoice	Qty.	Description
2295 72,307 23Jul20	1	.KITCHEN: FIXTURE: RELOCATE STANDARD CEILING MOUNT FIXTURE TO ABOVE ISLAND - SEE PLAN FOR LOCATION
2295 72,289 23Jul20	6	.KITCHEN: MAIN FLOOR: 4" E/S LED INTERIOR POT LIGHT - GROUND FLOOR - EACH (INCLUDES 1 SWITCH) INCLUDED IN APS
2432 17Sep20 NoCat	1	.MASTER ENSUITE: RELOCATE VANITY TO OUTSIDE WALL - SEE PLAN FOR LOCATION

EXTERIOR COLOURS

Invoice	Qty.	Description
2376 23Jul20 NoCat	1	EXTERIOR COLOUR PACKAGE # BR.1

FORMING

Invoice	Qty.	Description
2225 23Jul20 NoCat	1	.OPTIONAL BASEMENT SERVICE STAIR
2225 23Jul20 NoCat	1	.BASEMENT WINDOWS - EGRESS BASEMENT WINDOW 47 " X 35" - 8" FRAME



CONSTRUCTION SUMMARY

Lot: 120
Model: 40.02 B VALLEYVIEW
Project/Phase: Pine Valley Forevergreen / 1

FRAMING

Invoice	Qty.	Description
2225 23Jul20 NoCat	1	.OPTIONAL BASEMENT SERVICE STAIR
2225 23Jul20 NoCat	1	.BASEMENT WINDOWS - EGRESS BASEMENT WINDOW 47 " X 35" - 8" FRAME
2376 72,403 23Jul20	1	.MASTER BEDROOM - OPT. 10 FOOT TRAY CEILING AS PER PLAN
2432 17Sep20 NoCat	1	.KITCHEN: DELETE NIBB WALL AT FRIDGE, RELOCATE ARCH. SEE PLAN FOR LOCATION [FRIDGE GABLE TO BE PURCHASED AT COLOUR APPOINTMENT]
2432 17Sep20 NoCat	1	.MASTER ENSUITE: REPOSITION TUB - SEE PLAN
2432 17Sep20 NoCat	1	.MASTER ENSUITE: RELOCATE VANITY TO OUTSIDE WALL - SEE PLAN FOR LOCATION
2432 17Sep20 NoCat	1	.MASTER ENSUITE: RELOCATE TOILET - SEE PLAN

INTERIOR TRIM AND DOORS

Invoice	Qty.	Description
2376 23Jul20 NoCat	1	.MASTER BEDROOM - OPT. 10 FOOT TRAY CEILING AS PER PLAN
2432 17Sep20 NoCat	1	.KITCHEN: DELETE NIBB WALL AT FRIDGE, RELOCATE ARCH. SEE PLAN FOR LOCATION [FRIDGE GABLE TO BE PURCHASED AT COLOUR APPOINTMENT]

KITCHEN AND BATH CABINETRY

Invoice	Qty.	Description
2432 17Sep20 NoCat	1	.MASTER ENSUITE: RELOCATE VANITY TO OUTSIDE WALL - SEE PLAN FOR LOCATION

MISC.

Invoice	Qty.	Description
2432 17Sep20 NoCat	1	ADMIN FEE TO RE-OPEN FILE



CONSTRUCTION SUMMARY

Lot: 120
Model: 40.02 B VALLEYVIEW
Project/Phase: Pine Valley Forevergreen / 1

NETWORK AND WIRING

Invoice	Qty.	Description
2295 72,260 23Jul20	1	CONDUIT PIPE - FROM ATTIC TO BASEMENT - FROM ELECTRICAL PANEL IN BASEMENT TO APPROX. CENTER OF ATTIC

PAINT

Invoice	Qty.	Description
2376 23Jul20 NoCat	1	.MASTER BEDROOM - OPT. 10 FOOT TRAY CEILING AS PER PLAN

PLUMBING

Invoice	Qty.	Description
2225 23Jul20 NoCat	1	.BACK-FLOW PREVENTER VALVE
2432 17Sep20 NoCat	1	.MASTER ENSUITE: REPOSITION TUB - SEE PLAN
2432 17Sep20 NoCat	1	.MASTER ENSUITE: RELOCATE VANITY TO OUTSIDE WALL - SEE PLAN FOR LOCATION
2432 17Sep20 NoCat	1	.MASTER ENSUITE: RELOCATE TOILET - SEE PLAN

STAIRS AND RAILINGS

Invoice	Qty.	Description
2225 23Jul20 NoCat	1	.OPTIONAL BASEMENT SERVICE STAIR

WINDOWS - BASEMENT

Invoice	Qty.	Description
2225 72,672 23Jul20	1	.BASEMENT WINDOWS - EGRESS BASEMENT WINDOW 47 " X 35" - 8" FRAME

WINDOWS AND DOORS

Invoice	Qty.	Description
2295 23Jul20 NoCat	1	THRU OUT: UPGRADE WINDOWS TO BLACK INTERIOR



RISE™ 36" DUAL-FUEL PROFESSIONAL RANGE

STOVE



PV-120
Sept. 15, 2020

[Handwritten signature]

Signature Features

34 RANGE CONFIGURATIONS

With 34 total range configurations, it's up to you. Infused with chrome, our griddle cleans up well after heavy usage. Fire up the grill for indoor entertainment on your terms.

DUAL-STACKED POWERBURNERS

Two stacked, symmetrical flames bloom and retreat at your inclination, offering total control over heat levels. High-heat searing and wok cooking. Low, slow simmer and melt. Infinite intermediate settings satisfy every appetite.

GLIDE RACKS

Smooth moves. Each rack glides in and out fluidly and quietly, featuring flat tines for peak aesthetics.

FLAT TINE RACKS

Each rack features dramatic, unexpected flat tines, delivering increased contact with cookware for exceptional heat transfer.

JENNAIR® CULINARY CENTER

With step-by-step support, savor the full culinary experience backed by customized algorithms, featuring full-color food photography, doneness levels, pan types and menu-specific tips. ¹ Appliance must be set to Remote Enable. WiFi & App required. Features subject to change. For details and privacy info, visit jennair.com/connect.

CAST IRON GRATES

Robust geometric grates form one graceful surface, crafted to withstand heavy woks and cookware.

REMOTE ACCESS²

Preheat. Check cooking status. Personalize settings. Connect to WiFi for real-time notifications and control your appliance from anywhere. Tap and swipe on both iOS and Android devices. ³ Appliance must be set to remote enable. WiFi & App required. Features subject to change. For details and privacy info, visit jennair.com/connect. ² Appliance must be set to remote enable. WiFi & App required. Features subject to change. For details and privacy info, visit jennair.com/connect.

HALO-EFFECT KNOBS

A halo of luminary LEDs glows softly when the burner is lit or the oven is on.

CINEMATIC LIGHTING

Lights, camera, cook. Halogen lighting increases to full intensity, minimizing shadows and dramatically showcasing food.

JDRP436HL



Dimensions

Capacity: 5-1/10

Depth Closed Excluding Handles: 27-11/16 in

Depth Closed Including Handles: 29-13/16 in

Depth With Door Open 90 Degree: 46-1/2 in

Depth: 29-13/16 in

Height: 36.0 in

Width: 35-7/8 in

Electrical

Hz: 60

Power Cord Included: Yes

Design Type

Design Expression: RISE™

Technical Specifications

Configuration and Overview

Size: 36 in

Fuel Type: Dual Fuel

Range Type: Freestanding

LP Convertible: Yes - Kit Included

UL: UL

ADA Compliant: No

Oven Details

Door Removable: Yes

Power On Indicator Light: Yes

Automatic Convection Conversion Temperature Adjust: Yes

Automatic Shut-Off: No

Oven Cooking System: True Convection

Interior Color: Black

Oven Control Location: Front

Oven Control Type: Knobs

Cooktop Details

Cooktop Element Style: Sealed Burner

Cooktop Surface Material: Porcelain Coated Steel

Ignition Type: Flame-Sensing™ Re-ignition

Number of Cooking Element-Burners: 6

Number of Grates: 6

Auto Re-ignition: Yes

Cooktop Control Knob Type: Metal

Cooktop Control Location: Front

Grate Details:

- Dishwasher Safe
- Matte Finish
- Porcelain Coated Cast Grates
- Individual

Cooktop Control Type: Knobs

Center Front Element-Burner Power: 20,000 BTU

Center Rear Element-Burner Power: 9000BTU

Left Front Element-Burner Type: Dual

Left Rear Element-Burner Power: 18,000 BTU



RISE™ 36" DUAL-FUEL PROFESSIONAL RANGE



PV-120

Sept. 15, 2020

Bake Element Power: 3000W

Hidden Bake Element: Yes

Broiler Location: Top of Oven

Convection Element Type: Dual-Fan

Convection Functions:

- Bake
- Broil
- Roast

Number of Oven Lights: 3

Oven Light Switch Location: Oven Control

Oven Light Type: Halogen

Oven Interior Width: 29-9/10 in

Oven Interior Depth: 16-3/10 in

Oven Interior Height: 14-3/10 in

Number of Oven Racks: 3

Number of Rack Guides: 5

Oven Rack Type: Gliding Roll-Out

Appearance

Door Type: Metal & Glass

Handle Material: Metal

Handle Color: Stainless Steel

Handle Type: Towel Bar

Cooktop Details

Heating Element On Indicator Light: No

Hot Surface Indicator Light: No

Power Outage Compatible: No

Left Rear Element-Burner Type: Dual

Right Front Element-Burner Power: 20,000 BTU

Right Front Element-Burner Type: Dual-Stacked Burner

Right Rear Element-Burner Power: 18,000 BTU

Certifications

ADA Compliant: No

Prop 65: Standard

Features

Griddle: NA

Details

Oven Cleaning Type: Self-Cleaning

Compatibility

Connectivity:

- Amazon Alexa
- Android
- Google Assistant
- iOS
- Nest

Works With:

- App
- WiFi
- Remote Access
- Voice Controlled

Certification

Star K Compliant: Yes

FRIDGE



30" BUILT-IN REFRIGERATOR COLUMN (LEFT-HAND DOOR SWING)

PV-120
SEPT. 15 2020

Signature Features

OVER 250 CONFIGURATIONS

Freezer or refrigerator. Left-hand or right-hand swing. One, two, three columns in a row. Four different widths. With 12 one-unit options, 75 two-unit combinations and over 250 three-unit combinations, configuration is where bespoke begins.

ECLIPTIC LIGHTING

Live beyond the shadow. Abandoning the dark spots cast by dated puck lighting, over 650 LEDs frame and fill your column, coming alive at a touch of the controls. Each zone awakens and pulses as you mold your column to your desires.

EMOTIVE CONTROLS

At waist-level, this panel invites touch, challenging the idea that controls should be out of sight and out of reach. Control every zone and choose presets to coax out the flavors of your produce, meat, beverages, spirits and beyond—and dominate your domain according to your desires.

TRINITY COOLING

Revel in the trinity of food preservation: three zones, three precision sensors, calibrated every second. Fortified by an exposed air tower, you can conquer humidity levels and customize the temperature of each zone to your deepest desires.

DARING OBSIDIAN INTERIOR

Inspired by the beauty of volcanic glass, this industry-exclusive dark finish erupts with reflective, high-contrast style. Stop the whitewashing. Reject the unfeeling, lifeless vessel of harsh steel. Let fine foods and beverages emerge from the interior of your columns like vibrant art, begging to be devoured.

HUSHED ACOUSTICS

Unheard of. We're decibel for decibel one of the quietest leading luxury built-in columns out there. Casting off abrupt start and stop cycles, our columns ditch swings in temperature and humidity, running unobtrusively in the background. Brilliance doesn't have to announce itself; it just is.

REMOTE ACCESS

Open door. Power outages. Filter changes. Connect to WiFi for real-time notifications and control your columns from anywhere. Tap and swipe on both iOS and Android devices. ¹Appliance must be set to remote enable. WiFi & app required. Features subject to change. For details and privacy statement, visit jennair.com/connect.

SOLID GLASS AND METAL

All-metal bin and shelf frames. Thick, naturally odor-resistant solid glass. A forcefield at the edge that prevents spills. To hell with cheap plastic in luxury door bins, shelves and liners.

SHAPESHIFTER DRAWERS (REFRIGERATOR)

From craft beer to the farmer's market. Whether you're marinating a steak or storing a charcuterie tray, every drawer has presets to meet your desires.

JBRFL30IGX



Dimensions

Refrigerator Volume: 17.00 cu. ft.

Capacity: 17.00

Total Volume: 17.0 cu. ft.

Cabinet Width: 30.0 in

Depth Closed Excluding Handles: 24-1/2 in

Depth Closed Including Handles: 27-1/8 in

Depth Excluding Doors: 23-11/16 in

Depth With Door Open 90 Degree: 56-3/8 in

Depth: 27-1/8 in

Height To Top Of Cabinet: 84.0 in

Height: 79-7/8 in

Width: 29-3/4 in

Controls

Control Lockout: Yes

Door Ajar/Open Alarm: Yes

Air Filter Indicator/Reset: No

Automatic Defrost: Yes

Technical Specifications

Configuration and Overview

Advance Foam Insulation: 99.9% lower Global Warming Potential and Better Energy Performance

Counter Depth: Yes

Number of Doors: 1

ADA Compliant: ADA Height and Operation Compliant

CEE Tier: Not Rated

Installation Option: Built-In

UL: UL

Prop 65: Standard

Appearance

Door Finish: Textured

Handle Color: Stainless Steel

Hidden Hinge: Yes

Handle Material: Metal

Refrigerator Details

Pantry Drawer: No

Deli Drawer: 1 Flexi-Slide Bin

Supplementary Containers: Herb Tender™ Container

Lighting: Strip and Tower LED Lighting

Dispenser Details

Dispenser Type: Interior Water Only

Dispenser Options: Filtered Water

Certifications

ADA Compliant: ADA Height and Operation Compliant

Kosher Consumer Friendly: Yes

Energy Star® Qualified: ENERGY STAR® Certified

Exterior



30" BUILT-IN REFRIGERATOR COLUMN (LEFT-HAND DOOR SWING)

*PV-120
Sept. 15, 2020.*

Handle Type: Reach-Through Handle

LCD Touch Screen: No

Door Style: Flat

Reversible Door: No

Cabinet Finish: Smooth

Filter Details

Water Filter Indicator/Reset: Yes

Water Filter Location: Interior

Fresh Flow Air Filter: Yes

Produce Preserver: Yes

Refrigerator Details

Number of Interior Shelves: 3

Handle Color: Stainless Steel

Compatibility

Connectivity:

- Android
- iOS

Works With:

- WiFi
- App
- Remote Access

Description

Type of Refrigerator: Column Refrigerator

Configuration

Installation Configuration: Built-In

Electrical

Hz: 60

Design Type

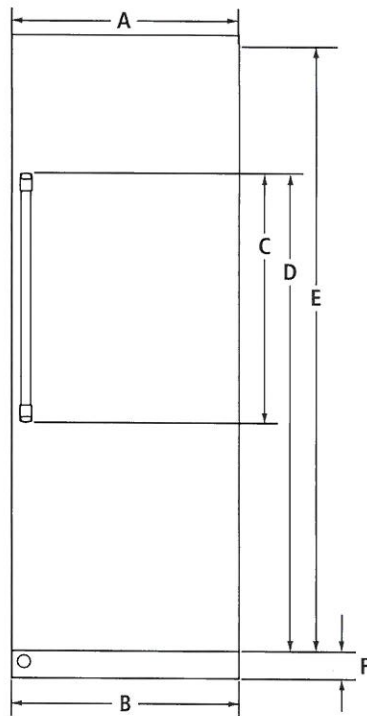
Design Expression: Panel-Ready

30" COLUMN REFRIGERATOR

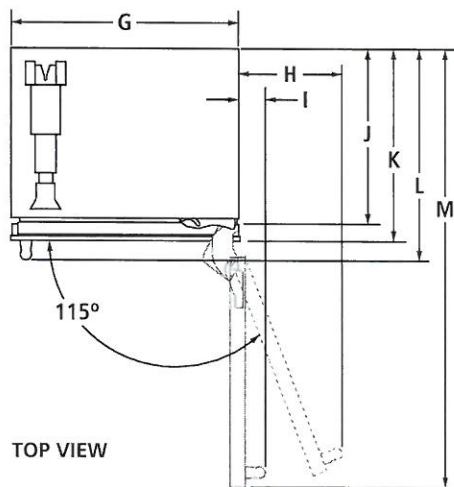
(BASE UNIT REQUIRES SUITE-COORDINATING PANEL KIT OR CUSTOM PANELS AND HANDLES)

JBRFR30IGX, JBRFL30IGX – 29⁷/₈" x 83⁷/₁₆" x 23⁴³/₆₄" (without door/handles)

PRODUCT DIMENSIONS



FRONT VIEW



TOP VIEW

MODEL #		JBRFR30IGX JBRFL30IGX	
		in	cm
A	Width of door	29 ³ / ₄	75.6
B	Overall width	29 ⁷ / ₈	75.9
C	Height of door handle		
	Pro-Style® Stainless	45 ³⁵ / ₆₄	115.7
	Euro-Style Stainless	50 ¹ / ₆₄	127.1
	Custom panel (3/4"/1.9 cm)*	**	**
D	Height to top of door handle		
	Pro-Style® Stainless	66 ¹ / ₆₄	167.7
	Euro-Style Stainless	68 ¹⁷ / ₆₄	173.4
	Custom panel (3/4"/1.9 cm)*	**	**
E	Height of door	79 ⁷ / ₈	202.9
F	Height of bottom grille	3 ³⁵ / ₆₄	9.0
G	Width of recessed refrigerator	29 ⁷ / ₁₆	75.1
H	Width from side of refrigerator to handle – door fully open 115°		
	Pro-Style® Stainless	15 ¹¹ / ₁₆	39.9
	Euro-Style Stainless	15 ¹⁵ / ₆₄	38.7
	Custom panel (3/4"/1.9 cm)*	**	**
I	Width from side of refrigerator to handle – door open 90°		
	Pro-Style® Stainless	4 ¹ / ₃₂	10.2
	Custom panel (3/4"/1.9 cm)*	**	**
J	Depth without door panel kit	23 ⁴³ / ₆₄	60.1
K	Depth with door		
	Pro-Style® Stainless	24 ¹ / ₂	62.2
	Euro-Style Stainless	24 ¹ / ₂	62.2
	Custom panel (3/4"/1.9 cm)*	24 ¹ / ₂	62.2
L	Depth with handle		
	Pro-Style® Stainless	27 ¹ / ₈	68.9
	Euro-Style Stainless	26 ¹⁷ / ₃₂	67.4
	Custom panel (3/4"/1.9 cm)*	**	**
M	Depth with door open 90°	56 ³ / ₈	143.2

*Custom panels should not exceed 3/4" (1.9 cm) thickness.

**For custom panel models, this depends on handle chosen.

IMPORTANT: Dimensional specifications are provided for planning purposes only.

Do not make any cutouts based on this information. Refer to the Installation or Use & Care Guide before selecting cabinetry, verifying electrical/gas connections, making cutouts or beginning installation.

All Jenn-Air® appliances are appropriately UL, CUL or CSA approved.

JENN-AIR® DETAILED PLANNING DIMENSIONS

2 of 3

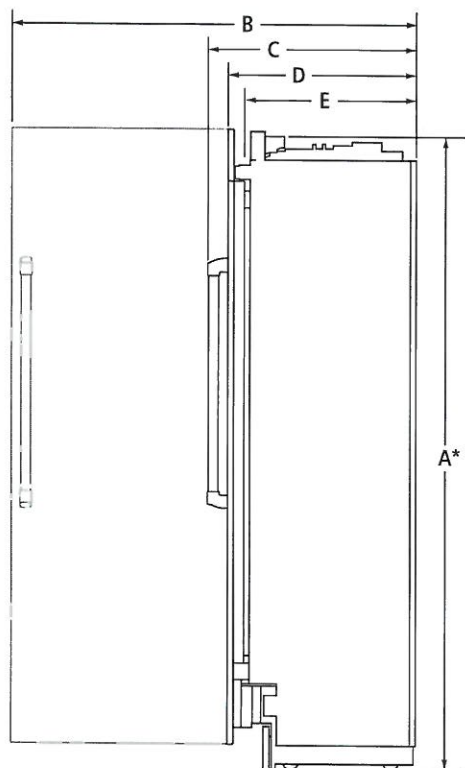
30" COLUMN REFRIGERATOR

(BASE UNIT REQUIRES SUITE-COORDINATING PANEL KIT OR CUSTOM PANELS AND HANDLES)

JBRFR30IGX, JBRFL30IGX – 29 $\frac{7}{8}$ " x 83 $\frac{7}{16}$ " x 23 $\frac{43}{64}$ " (without door/handles)

RY-120
Sept. 15, 2020

DIMENSIONS AS INSTALLED



SIDE VIEW

MODEL #	JBRFR30IGX JBRFL30IGX	
	in	cm
A* Height of recessed refrigerator	83 $\frac{19}{64}$	211.6
B Depth with door open 90° (min.)	56 $\frac{3}{8}$	143.2
C	Depth with handle (min.) Pro-Style® Stainless	27 $\frac{1}{8}$ 68.9
	Euro-Style Stainless	26 $\frac{17}{32}$ 67.4
	Custom panel ($\frac{3}{4}$ "/1.9 cm)**	† †
D	Depth with door (min.) Pro-Style® Stainless	24 $\frac{1}{2}$ 62.2
	Euro-Style Stainless	24 $\frac{1}{2}$ 62.2
	Custom panel ($\frac{3}{4}$ "/1.9 cm)**	24 $\frac{1}{2}$ 62.2
E	Depth without door panel kit (min.)	23 $\frac{43}{64}$ 60.1

*Add 1" (2.5 cm) to the height dimension when leveling legs are fully extended.

**Custom panels should not exceed $\frac{3}{4}$ " (1.9 cm) thickness.

†For custom panel models, this depends on handle chosen.

IMPORTANT: Dimensional specifications are provided for planning purposes only.

Do not make any cutouts based on this information. Refer to the Installation or Use & Care Guide before selecting cabinetry, verifying electrical/gas connections, making cutouts or beginning installation.

All Jenn-Air® appliances are appropriately UL, CUL or CSA approved.

JENN-AIR®

9003AdZw817

JENN-AIR® DETAILED PLANNING DIMENSIONS

3 of 3

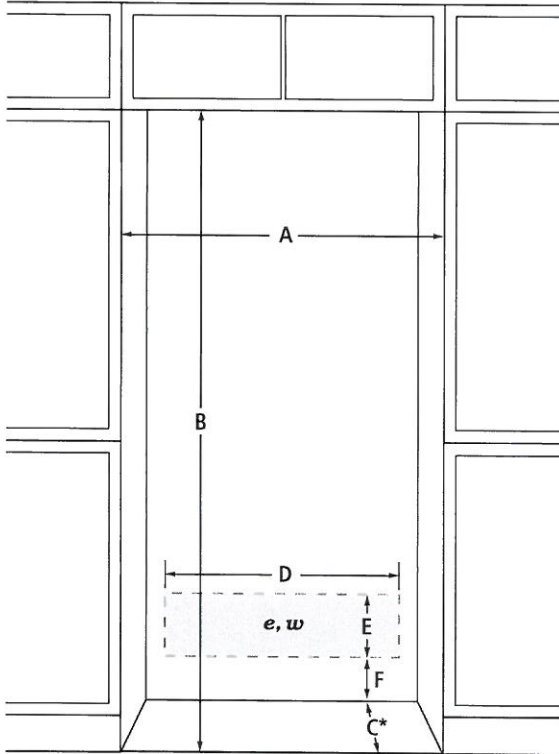
30" COLUMN REFRIGERATOR

(BASE UNIT REQUIRES SUITE-COORDINATING PANEL KIT OR CUSTOM PANELS AND HANDLES)


JBRFR30IGX, JBRFL30IGX – 29⁷/₈" x 83⁷/₁₆" x 23⁴³/₆₄" (without door/handles)

*PV-120
Sept 15, 2020*

OPENING/CLEARANCE DIMENSIONS



FRONT VIEW



BACK VIEW

MODEL #	JBRFR30IGX JBRFL30IGX	
	in	cm
A Width (min.)	30	76.2
B Height (min.)	84	213.4
C* Depth (min.)	25	63.5
D Width of recommended electrical location	26	66.0
E Height of recommended electrical location	6 ¹ / ₂	16.5
F Height to recommended electrical location	4 ¹ / ₂	11.4
e Recommended electrical connection location		
w Recommended water connection location		

*A minimum 8" (20.3 cm) furniture return must extend behind the face of the cabinet on all sides.

ELECTRICAL REQUIREMENTS

115 volt, 60 Hz, AC only, 15- or 20-amp fused, grounded circuit is required. A dedicated circuit is recommended. Use an outlet that cannot be turned off by a switch. Do not use an extension cord.

WATER PRESSURE REQUIREMENTS

A cold water supply with water pressure between 40 and 120 psi (207 and 827 kPa) is required to operate the ice maker. Call a licensed, qualified plumber with any questions about the water pressure.

Reverse Osmosis Water Supply

A reverse osmosis system may be used provided that the water pressure from the filtration system meets the required water pressure requirements.

Jenn-Air® Columns feature an auto-bypass water filtration system. To use your product with a reverse osmosis water filtration system, simply remove the water filter from the product.

LOCATION REQUIREMENTS

Floor must be able to support the product's total weight of more than 600 lb (272 kg), including the door panels and contents of the product. Flooring under product must be at the same level as the room. Face of cabinetry must be plumb.

IMPORTANT: Dimensional specifications are provided for planning purposes only.

Do not make any cutouts based on this information. Refer to the Installation or Use & Care Guide before selecting cabinetry, verifying electrical/gas connections, making cutouts or beginning installation.

All Jenn-Air® appliances are appropriately UL, CUL or CSA approved.



9003AdZw817



30" BUILT-IN FREEZER COLUMN (RIGHT-HAND DOOR SWING)

Freezer
JBZFR30IGX

PV-120
Sept. 15, 2020.

Signature Features

OVER 250 CONFIGURATIONS

Freezer or refrigerator. Left-hand or right-hand swing. One, two, three columns in a row. Four different widths. With 12 one-unit options, 75 two-unit combinations and over 250 three-unit combinations, configuration is where bespoke begins.

ECLIPTIC LIGHTING

Live beyond the shadow. Abandoning the dark spots cast by dated puck lighting, over 650 LEDs frame and fill your column, coming alive at a touch of the controls. Each zone awakens and pulses as you mold your column to your desires.

EMOTIVE CONTROLS

At waist-level, this panel invites touch, challenging the idea that controls should be out of sight and out of reach. Control every zone and choose presets to coax out the flavors of your produce, meat, beverages, spirits and beyond—and dominate your domain according to your desires.

DIVINITY FREEZING

One provocative air tower. Two precision sensors. Calibrated every second. United, they keep freezer temperatures from swinging and spirits impeccably chilled.

DARING OBSIDIAN INTERIOR

Inspired by the beauty of volcanic glass, this industry-exclusive dark finish erupts with reflective, high-contrast style. Stop the whitewashing. Reject the unfeeling, lifeless vessel of harsh steel. Let fine foods and beverages emerge from the interior of your columns like vibrant art, begging to be devoured.

HUSHED ACOUSTICS

Unheard of. We're decibel for decibel one of the quietest leading luxury built-in columns out there. Casting off abrupt start and stop cycles, our columns ditch swings in temperature and humidity, running unobtrusively in the background. Brilliance doesn't have to announce itself; it just is.

REMOTE ACCESS

Open door. Power outages. Filter changes. Connect to WiFi for real-time notifications and control your columns from anywhere. Tap and swipe on both iOS and Android devices. ¹Appliance must be set to remote enable. WiFi & app required. Features subject to change. For details and privacy statement, visit jennair.com/connect.

SOLID GLASS AND METAL

All-metal bin and shelf frames. Thick, naturally odor-resistant solid glass. A forcefield at the edge that prevents spillovers. To hell with cheap plastic in luxury door bins, shelves and liners.

SHAPESHIFTER DRAWERS (FREEZER)

Devote a drawer to gelato. Or cookie dough. Or vodka. Use all of our presets to customize these drawers to ever-shifting indulgences.

Technical Specifications

Configuration and Overview

Advance Foam Insulation: 99.9% lower Global Warming Potential and Better Energy Performance

Counter Depth: Yes

Number of Doors: 1

ADA Compliant: ADA Height and Operation Compliant

Installation Option: Built-In

UL: UL

Prop 65: Standard

Appearance

Door Finish: Textured

Handle Color: Stainless Steel

Hidden Hinge: Yes

Handle Material: Metal

Handle Type: Reach-Through Handle

LCD Touch Screen: No

Freezer Details

Door Type: Swing

Freezer Number of Shelves: 3

Dispenser Details

Types of Ice: Cubed

Icemaker Details

Icemaker Location: Freezer

Certifications

ADA Compliant: ADA Height and Operation Compliant

Kosher Consumer Friendly: Yes

Energy Star® Qualified: ENERGY STAR® Certified

Exterior

Handle Color: Stainless Steel

Compatibility

JBZFR30IGX



Dimensions

Freezer Volume: 17.00 cu. ft.

Capacity: 17.00

Total Volume: 17.0 cu. ft.

Cabinet Width: 30.0 in

Depth Closed Excluding Handles: 24-1/2 in

Depth Closed Including Handles: 27-1/8 in

Depth Excluding Doors: 23-11/16 in

Depth With Door Open 90 Degree: 56-3/8 in

Depth: 27-1/8 in

Height To Top Of Cabinet: 84.0 in

Height: 84.0 in

Width: 29-3/4 in

Controls

Control Lockout: Yes

Door Ajar/Open Alarm: Yes

Air Filter Indicator/Reset: No

Automatic Defrost: Yes



30" BUILT-IN FREEZER COLUMN (RIGHT-HAND DOOR SWING)



PV-120
Sept. 15, 2020

Door Style: Flat

Reversible Door: No

Cabinet Finish: Smooth

Filter Details

Water Filter Indicator/Reset: Yes

Water Filter Location: Interior

Fresh Flow Air Filter: Yes

Produce Preserver: No

Connectivity:

- Android
- iOS

Works With:

- WiFi
- App
- Remote Access

Description

Type of Refrigerator: Column Freezer

Configuration

Installation Configuration: Built-In

Electrical

Hz: 60

Design Type

Design Expression: Panel-Ready

JENN-AIR® DETAILED PLANNING DIMENSIONS

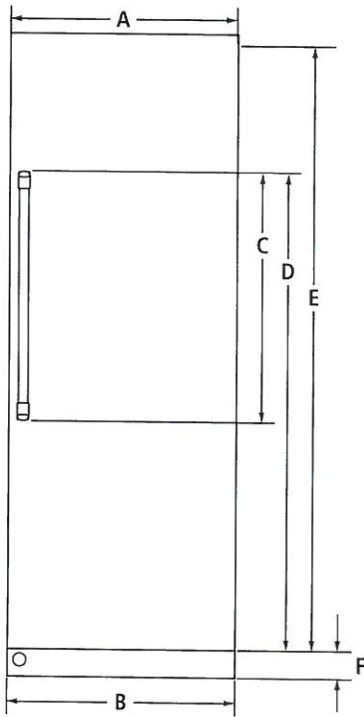
1 of 3

30" COLUMN FREEZER

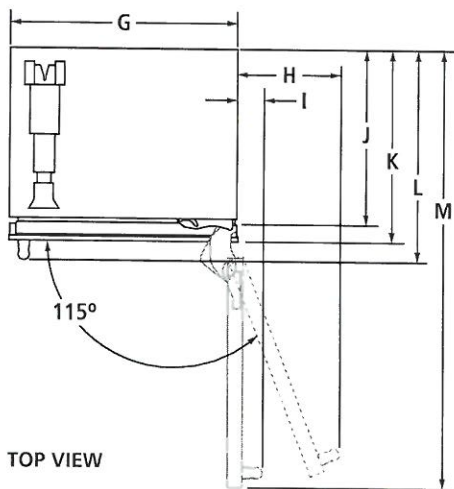
(BASE UNIT REQUIRES SUITE-COORDINATING PANEL KIT OR CUSTOM PANELS AND HANDLES)

JBZFR30IGX, JBZFL30IGX – 29⁷/₈" x 83⁷/₁₆" x 23⁴³/₆₄" (without door/handles)

PRODUCT DIMENSIONS



FRONT VIEW



TOP VIEW

MODEL #		JBZFR30IGX JBZFL30IGX	
		in	cm
A	Width of door	29 ³ / ₄	75.6
B	Overall width	29 ⁷ / ₈	75.9
C	Height of door handle Pro-Style® Stainless	45 ³⁵ / ₆₄	115.7
	Euro-Style Stainless	50 ¹ / ₄	127.1
	Custom panel (3/4"/1.9 cm)*	**	**
D	Height to top of door handle Pro-Style® Stainless	66 ¹ / ₆₄	167.7
	Euro-Style Stainless	68 ¹⁷ / ₆₄	173.4
	Custom panel (3/4"/1.9 cm)*	**	**
E	Height of door	79 ⁷ / ₈	202.9
F	Height of bottom grille	3 ³ / ₆₄	9
G	Width of recessed freezer	29 ⁹ / ₁₆	75.1
H	Width from side of freezer to handle – door fully open 115° Pro-Style® Stainless	15 ¹¹ / ₁₆	39.9
	Euro-Style Stainless	15 ¹⁵ / ₆₄	38.7
	Custom panel (3/4"/1.9 cm)*	**	**
I	Width from side of freezer to handle – door open 90° Pro-Style® Stainless	4 ¹ / ₃₂	10.2
	Euro-Style Stainless	3 ⁷ / ₁₆	8.7
	Custom panel (3/4"/1.9 cm)*	**	**
J	Depth without door panel kit	23 ⁴³ / ₆₄	60.1
K	Depth with door Pro-Style® Stainless	24 ¹ / ₂	62.2
	Euro-Style Stainless	24 ¹ / ₂	62.2
	Custom panel (3/4"/1.9 cm)*	24 ¹ / ₂	62.2
L	Depth with handle Pro-Style® Stainless	27 ¹ / ₈	68.9
	Euro-Style Stainless	26 ¹⁷ / ₃₂	67.4
	Custom panel (3/4"/1.9 cm)*	**	**
M	Depth with door open 90°	56 ³ / ₈	143.2

*Custom panels should not exceed 3/4" (1.9 cm) thickness.

**For custom panel models, this depends on handle chosen.

IMPORTANT: Dimensional specifications are provided for planning purposes only.

Do not make any cutouts based on this information. Refer to the Installation or Use & Care Guide before selecting cabinetry, verifying electrical/gas connections, making cutouts or beginning installation.

All Jenn-Air® appliances are appropriately UL, CUL or CSA approved.



9007AdZw817

JENN-AIR® DETAILED PLANNING DIMENSIONS

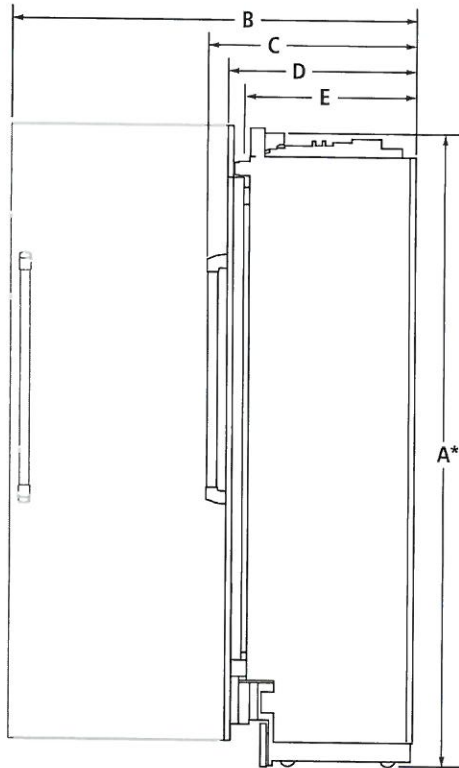
2 of 3

30" COLUMN FREEZER

(BASE UNIT REQUIRES SUITE-COORDINATING PANEL KIT OR CUSTOM PANELS AND HANDLES)

JBZFR30IGX, JBZFL30IGX – 29⁷/₈" x 83⁷/₁₆" x 23⁴³/₆₄" (without door/handles)

DIMENSIONS AS INSTALLED



SIDE VIEW

PTV-120
Sept. 15, 2020

MODEL #	JBZFR30IGX JBZFL30IGX	
	in	cm
A* Height of recessed freezer	83 ¹⁹ / ₆₄	211.6
B Depth with door open 90° (min.)	56 ³ / ₈	143.2
C	Depth with handle (min.) Pro-Style® Stainless	27 ¹ / ₈ 68.9
	Euro-Style Stainless	26 ¹⁷ / ₃₂ 67.4
	Custom panel (3/4"/1.9 cm)**	† †
D	Depth with door (min.) Pro-Style® Stainless	24 ¹ / ₂ 62.2
	Euro-Style Stainless	24 ¹ / ₂ 62.2
	Custom panel (3/4"/1.9 cm)**	24 ¹ / ₂ 62.2
E	Depth without door panel kit (min.)	23 ⁴³ / ₆₄ 60.1

*Add 1" (2.5 cm) to the height dimension when leveling legs are fully extended.

**Custom panels should not exceed 3/4" (1.9 cm) thickness.

†For custom panel models, this depends on handle chosen.

IMPORTANT: Dimensional specifications are provided for planning purposes only.

Do not make any cutouts based on this information. Refer to the Installation or Use & Care Guide before selecting cabinetry, verifying electrical/gas connections, making cutouts or beginning installation. All Jenn-Air® appliances are appropriately UL, CUL or CSA approved.



9007AdZw817

JENN-AIR® DETAILED PLANNING DIMENSIONS

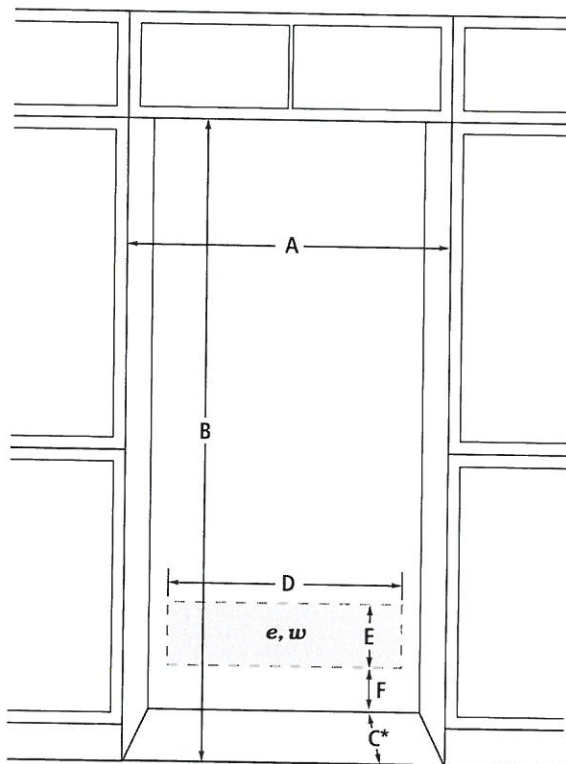
3 of 3

30" COLUMN FREEZER


(BASE UNIT REQUIRES SUITE-COORDINATING PANEL KIT OR CUSTOM PANELS AND HANDLES)

JBZFR30IGX, JBZFL30IGX – 29⁷/₈" x 83⁷/₁₆" x 23⁴³/₆₄" (without door/handles)

OPENING/CLEARANCE DIMENSIONS



FRONT VIEW



BACK VIEW

MODEL #	JBZFR30IGX JBZFL30IGX	
	in	cm
A Width (min.)	30	76.2
B Height (min.)	84	213.4
C* Depth (min.)	25	63.5
D Width of recommended electrical location	26	66.0
E Height of recommended electrical location	6 ¹ / ₂	16.5
F Height to recommended electrical location	4 ¹ / ₂	11.4
e Recommended electrical connection location		
w Recommended water connection location		

*A minimum 8" (20.3 cm) furniture return must extend behind the face of the cabinet on all sides.

ELECTRICAL REQUIREMENTS

115 volt, 60 Hz, AC only, 15- or 20-amp fused, grounded circuit is required. A dedicated circuit is recommended. Use an outlet that cannot be turned off by a switch. Do not use an extension cord.

WATER PRESSURE REQUIREMENTS

A cold water supply with water pressure between 40 and 120 psi (207 and 827 kPa) is required to operate the ice maker. Call a licensed, qualified plumber with any questions about the water pressure.

Reverse Osmosis Water Supply

A reverse osmosis system may be used provided that the water pressure from the filtration system meets the required water pressure requirements.

Jenn-Air® Columns feature an auto-bypass water filtration system. To use your product with a reverse osmosis water filtration system, simply remove the water filter from the product.

LOCATION REQUIREMENTS

Floor must be able to support the product's total weight of more than 600 lb (272 kg), including the door panels and contents of the product. Flooring under product must be at the same level as the room. Face of cabinetry must be plumb.

IMPORTANT: Dimensional specifications are provided for planning purposes only.

Do not make any cutouts based on this information. Refer to the Installation or Use & Care Guide before selecting cabinetry, verifying electrical/gas connections, making cutouts or beginning installation. All Jenn-Air® appliances are appropriately UL, CUL or CSA approved.

JENN-AIR®

9007AdZw817



PANEL-READY 24" BUILT-IN TRIFECTA™ DISHWASHER, 38DBA

Dish
PV-120 OPTION 1
Sept. 15, 2020

Signature Features

38 DBA TRANQUILITY¹

Listen to the hush. At 38 dBA, JennAir is the quietest luxury dishwasher brand, all without sacrificing performance. ¹ Based on normal cycle.

SUPERIORGLIDE UPPER RACK

Strong and stable. The upper rack glides smoothly and quietly, even when fully loaded. Each rail features 52 ball bearings for quiet operation.

ELEVATION RACK ADJUSTERS

Take customization to the next level. Easily raise or lower the upper rack with your thumbs and forefingers.

TRIFECTA™ WASH SYSTEM

No need to choose between brilliant cleaning, energy efficiency or quiet operation because our dishwashers deliver all three. Three-stage filtration, pressurized wash arms and alternating wash action in two zones work together to wash dishes with clean water.

FOLD-AWAY™ TINES

Hinged tines allow space reconfiguration to handle uncommon cookware on special occasions or adapt to the every day.

CONCEALED CONTROLS

Hidden, touch-activated controls sit flush on the door's top for a seamless expression that blends with your kitchen.

DARING OBSIDIAN RACKS

A JennAir® signature, this dramatic, industry-exclusive black finish is inspired by the beauty of volcanic glass—showcasing clean dishes in striking contrast.

FLEXIBLE CAPACITY

Intimate affairs. Wild soirees. Enough capacity for a service of 14 means there's always room for one more.

3-STAGE FILTRATION

A coarse filter, large filter screen and bottomless fine filter cup keep oversized and fine food particles out of the pump and prevent them from being recirculated onto dishware.

JDTSS243GX



Dimensions

Depth Closed Excluding Handles: 24-1/2 in

Depth With Door Open 90 Degree: 49-1/2 in

Depth: 24-1/2 in

Height: 34-1/2 in

Maximum Height: 34-1/2 in

Minimum Height: 33-1/2 in

Width: 23-7/8 in

Number of Place Settings: 14

Controls

Automatic Temperature Controls: Yes

Last Cycle Recall: Yes

Sensor: Yes

Location of Controls:

- Top
- Hidden

Design Type

Design Expression: Panel-Ready

Technical Specifications

Appearance

Door Style: Flat

Handle Material: Metal

Window: No

Details

True Hold Door: No

Dispenser: Detergent and Rinse Aid

Number of Wash Levels: 5.0

Rinse Aid Dispenser Level Indicator: Yes

Number of Racks: 2

Built-In Water Softener: No

Interior Light: No

Number of Washarms: 2

Tub Material: Stainless Steel

Tub Style: Built-in Tall Tub 24"

Water Filtration: No

Cycles and Options

Number of Wash Cycles: 6

Lower Rack

Cushion-Tip Tines: Yes

Fold-Down Tines: 1 Row - 3 Position

Style: Extended

Utility Basket: No

Silverware Basket

Location: Bottom Rack

Culinary Basket: No

Covers: Yes


Certifications

Energy Star® Qualified: ENERGY STAR® Certified

NSF® Certified: Yes

Compatibility

RV-120
Sept. 15, 2020.



Rack Material: Nylon

Configuration and Overview

Decibel Level dBA: 38

Connectivity: No

Works With: No

Features

Sound Package: Yes

© 2020 JennAir. All rights reserved. Specifications subject to change without notice.