


# 36" Counter-Depth 4-Door Refrigerator

800 Series – Stainless Steel B36CL80ENS



See attach. BE2-132  
July 24, 2020.



**B36CL80ENS**  
Stainless Steel w/  
Recessed Handles

Introducing the revolutionary, new FarmFresh System™, with four freshness technologies designed to work together to keep your food fresher, longer. Enjoy less food waste, new innovative features and more thoughtful design.

Features & Benefits
VitaFreshPro™ provides pre-programmed freshness settings to optimize temperature and humidity to keep meat, fish, and produce fresher, longer.
Interior Water Dispenser is thoughtfully placed inside for refreshing water at the touch of a button or a push of a nozzle.
FlexBar™ utilizes typically unused space in the upper refrigerator cavity.
Recessed handle provides flush design to match any sleek kitchen.

General Properties	
Full 72" height and true counter depth for built-in appearance	Yes
Lighting	Recessed LED light bars
Number of compressors/evaporators	2 / 2
Defrost process refrigerator section	Frost-free
Number of shelves – refrigerator	5
Adjustable shelves – refrigerator	4 half-width
Shelf material – refrigerator	Tempered glass
Type of shelves – refrigerator	Frameless split shelves with metal trim
Flexible storage bar	FlexBar™
Gallon storage bins	3
Humidity control compartments	2
Full width temp. & humidity controlled drawer	VitaFreshPro™
Ice maker	Yes
Water filter	UltraClarityPro™
Internal water dispenser	Yes
Touch control panel	Yes
AirFresh® filter	Yes
FreshProtect™ ethylene filter	Yes
MultiAirFlow™	Yes
Stainless steel back wall	Yes
Defrost process freezer section	Automatic
Number of drawers – freezer	3
Wi-Fi enabled	Yes, Home Connect™ app

Capacity	
Total capacity (cu. ft.)	20.5
Refrigerator capacity (cu. ft.)	14.5
Freezer capacity (cu. ft.)	6
Technical Details	
Current (A)	15 A
Volts (V)	115 V
Frequency (Hz)	60 Hz
Power cord length (in.)	91
Plug type	120V-3 prong
Dimensions & Weight	
Appliance dimensions with hinges and doors (H x W x D) (in.)	72"* x 35 5/8" x 28 3/4"
Appliance dimensions without hinges and doors (H x W x D) (in.)	71 1/2" x 35 5/8" x 24"***
Required cutout size (H x W x D) (in.)	72" x 36" x 25"
Net weight (lbs)	350 lbs
Efficiency	
Energy consumption (kWh/yr)	568
ENERGY STAR® qualified	Yes – Tier 1
Accessories	
UltraClarityPro™ Water Filter: BORPLFTR50 FreshProtect™ Ethylene Filter Kit: BOETHSCV10 FreshProtect™ Ethylene Filter Refill: BOFRSRF FlexBar™ Bottle Holder: BOFLEXBOTL FlexBar™ Deep Shelf: BOFLEXLGSH FlexBar™ Shallow Shelf: BOFLEXSMSh FlexBar™ Egg Tray: BOFLEXEGG	



\*When leveling legs are fully extended, add 5/8" to overall height, total 72 5/8".  
\*\*The cutout depth of 25" includes the required 1" airflow. The electrical covers on the back of unit do not require additional depth.

**Accessories:** To purchase Bosch accessories, cleaners & parts please visit [www.bosch-home.com/us/store](http://www.bosch-home.com/us/store) or call 1-800-944-2904 (Mon to Fri 5 am to 6 pm PST, Sat 6 am to 3 pm PST).  
**Notes:** All height, width and depth dimensions are shown in inches. BSH reserves the absolute and unrestricted right to change product materials and specifications, at any time, without notice. Consult the product's installation instructions for final dimensional data and other details prior to making cutout.  
**Warranties:** Please see Use & Care manual or Bosch website for statement of limited warranty.  
For more information on our entire line of products, go to [www.bosch-home.com/us](http://www.bosch-home.com/us) or call 1-800-944-2904  
© BSH Home Appliances Corporation. All rights reserved. Bosch is a registered trademark of Robert Bosch GmbH.

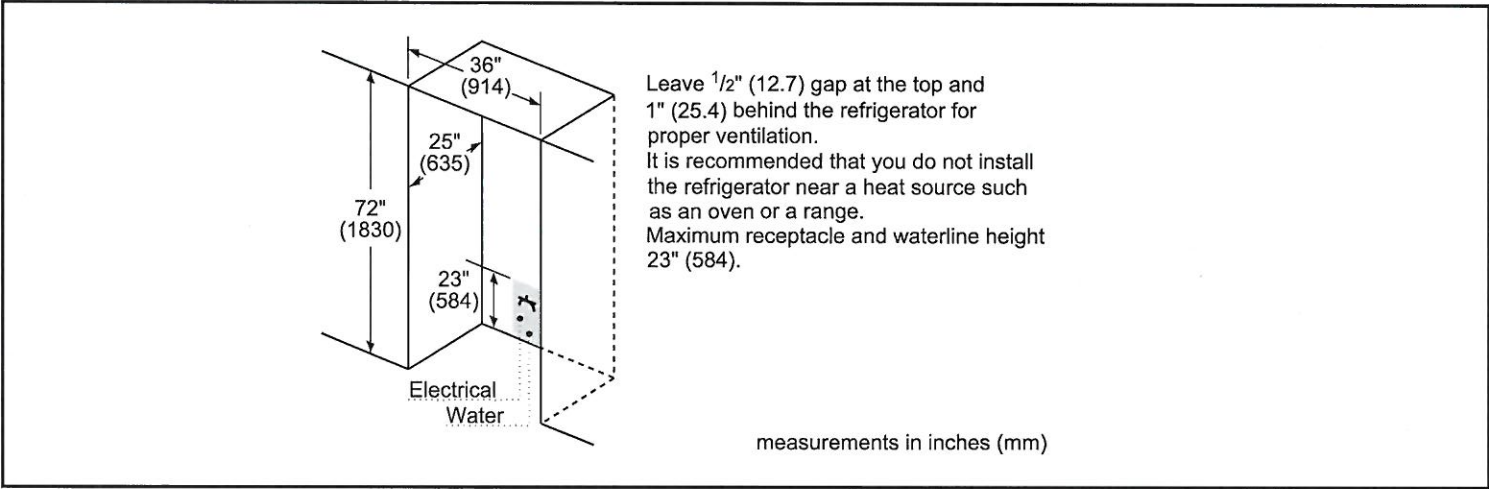
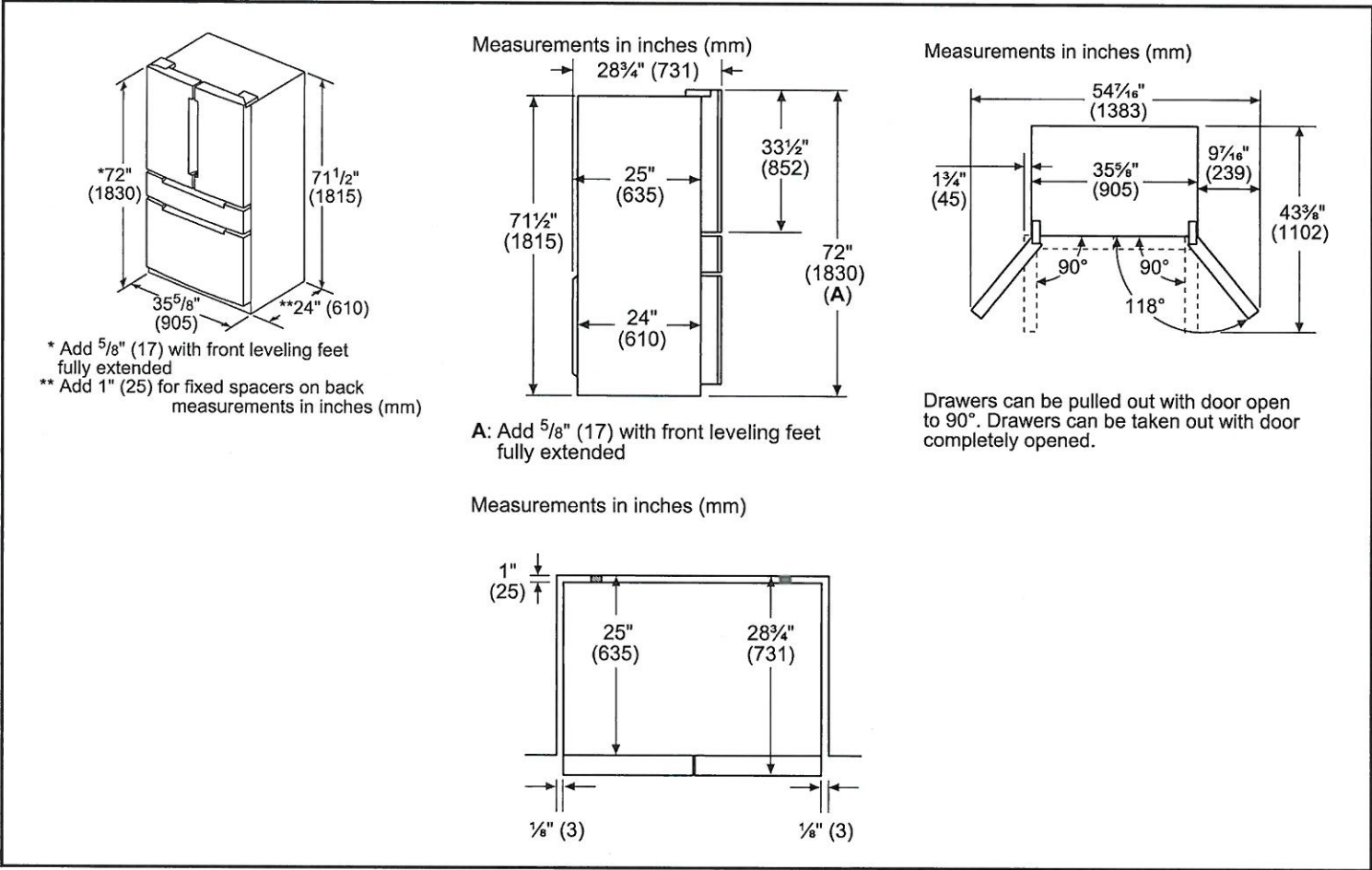
# 36" Counter-Depth 4-Door Refrigerator

800 Series – Stainless Steel B36CL80ENS



## Installation Details

See attach BE2-132  
July 24, 2020



**Accessories:** To purchase Bosch accessories, cleaners & parts please visit [www.bosch-home.com/us/store](http://www.bosch-home.com/us/store) or call 1-800-944-2904 (Mon to Fri 5 am to 6 pm PST, Sat 6 am to 3 pm PST).

**Notes:** All height, width and depth dimensions are shown in inches. BSH reserves the absolute and unrestricted right to change product materials and specifications, at any time, without notice. Consult the product's installation instructions for final dimensional data and other details prior to making cutout.

**Warranties:** Please see Use & Care manual or Bosch website for statement of limited warranty.

**For more information on our entire line of products, go to [www.bosch-home.com/us](http://www.bosch-home.com/us) or call 1-800-944-2904**

© BSH Home Appliances Corporation. All rights reserved. Bosch is a registered trademark of Robert Bosch GmbH.




# 30" Built-In Microwave Oven

500 Series – Stainless Steel HMB50152UC



See  
attach. BE2-132  
July 24, 2020



**HMB50152UC**  
Stainless Steel

Also available in:  
Black HMB50162UC

**Built-in microwave design  
matched for use in  
combination with Bosch  
wall oven.**

**Features & Benefits**

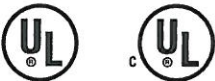
Large cooking interior gives you more flexibility in what types of dishes you can cook.

Built for speed and convenience with 950 watts of microwave cooking power.

Convenient automatic sensor programs simplify cooking for great results every time.

General Properties	
Cavity color	Stainless Steel
Max. microwave power (W)	950 W
Capacity	
Cavity capacity (cu. ft.)	1.6 cu. ft.
Turntable diameter (in.)	14 1/8"
Technical Details	
Watts (W)	1,650 W
Circuit breaker (A)	15 A
Volts (V)	120 V
Frequency (Hz)	60 Hz
Power cord length (in)	43"
Plug type	NEMA 5-15 – 3 prong plug

Dimensions & Weight	
Overall appliance dimensions (HxWxD) (in)	19 5/8" x 29 3/4" x 19 5/8"
Required cutout size – Standard (HxWxD) (in)	19 1/4" x 28 1/2" x 19 1/4"
Required cutout size – Flush (HxWxD) (in)	20 1/4" x 30" x 20 3/4"
Oven overall interior dimensions (HxWxD) (in.)	9 7/8" x 16 1/2" x 16 1/2"
Net weight (lbs)	75 lbs
Accessories-Included	
Included	Glass turntable



**Accessories:** To purchase Bosch accessories, cleaners & parts please visit [www.bosch-home.com/us/store](http://www.bosch-home.com/us/store) or call 1-800-944-2904 (Mon to Fri 5 am to 6 pm PST, Sat 6 am to 3 pm PST).

**Notes:** All height, width and depth dimensions are shown in inches. BSH reserves the absolute and unrestricted right to change product materials and specifications, at any time, without notice. Consult the product's installation instructions for final dimensional data and other details prior to making cutout.

**Warranties:** Please see Use & Care manual or Bosch website for statement of limited warranty.

**For more information on our entire line of products, go to [www.bosch-home.com/us](http://www.bosch-home.com/us) or call 1-800-944-2904**

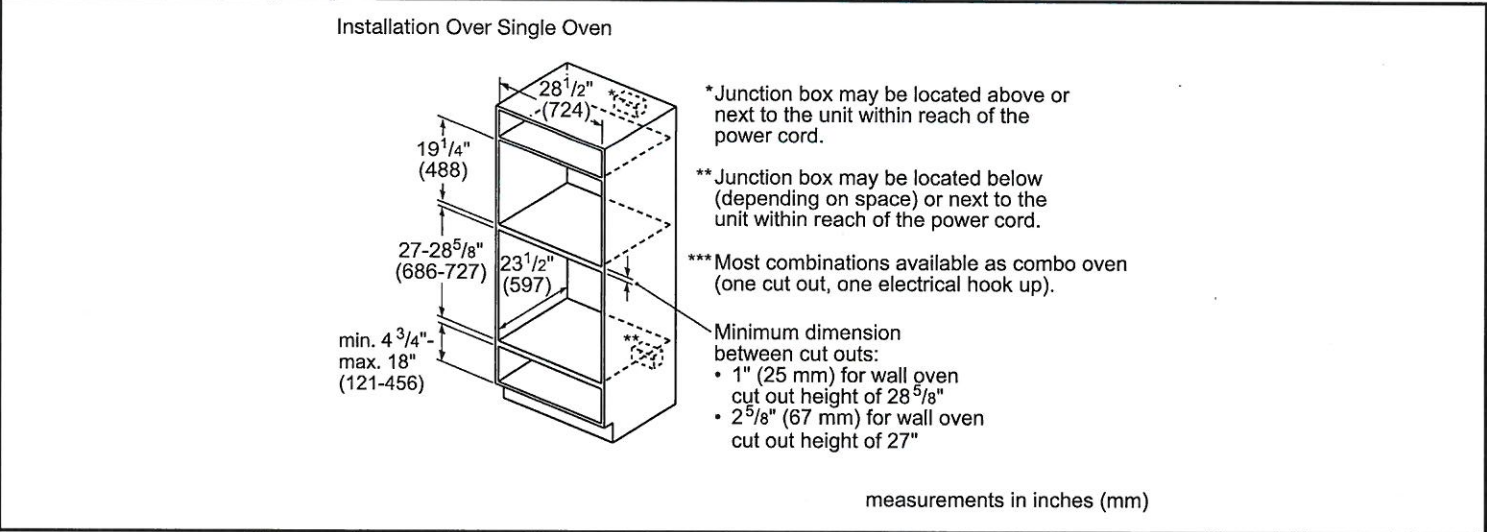
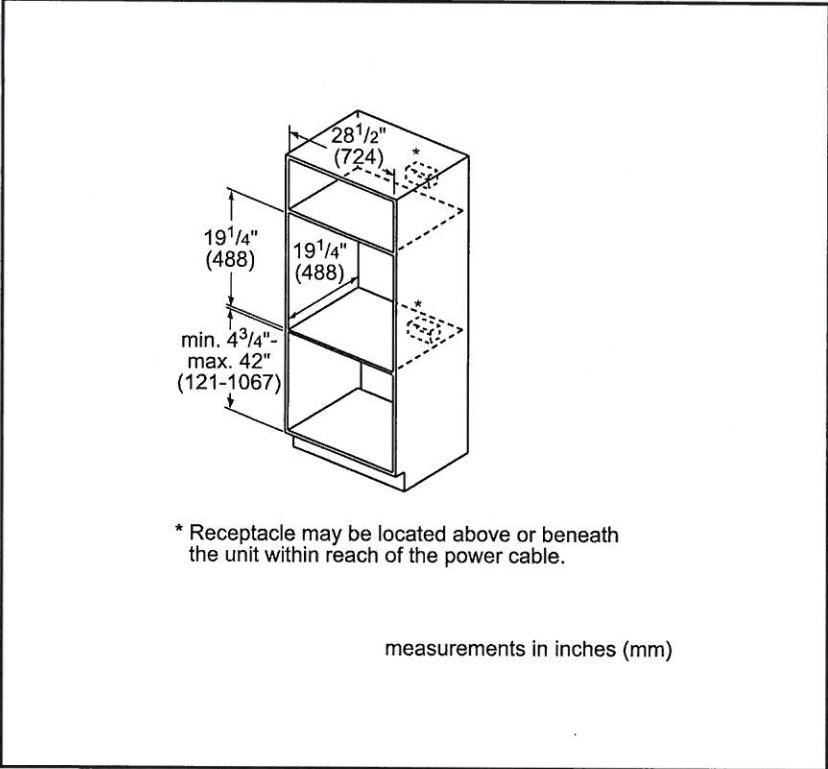
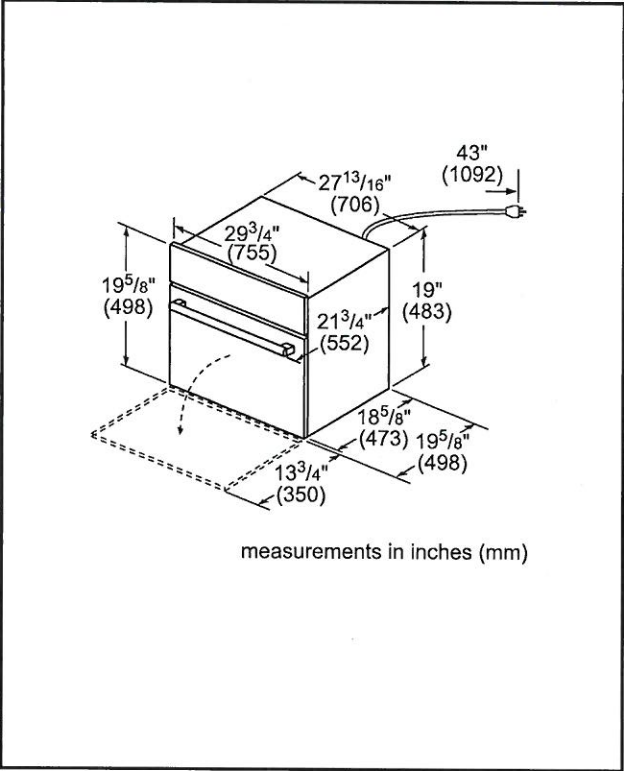
© BSH Home Appliances Corporation. All rights reserved. Bosch is a registered trademark of Robert Bosch GmbH.

# 30" Built-In Microwave Oven

500 Series – Stainless Steel HMB50152UC

*see  
attach* B62-132  
July 24, 2020

## Installation Details



**Accessories:** To purchase Bosch accessories, cleaners & parts please visit [www.bosch-home.com/us/store](http://www.bosch-home.com/us/store) or call 1-800-944-2904 (Mon to Fri 5 am to 6 pm PST, Sat 6 am to 3 pm PST).

**Notes:** All height, width and depth dimensions are shown in inches. BSH reserves the absolute and unrestricted right to change product materials and specifications, at any time, without notice. Consult the product's installation instructions for final dimensional data and other details prior to making cutout.

**Warranties:** Please see Use & Care manual or Bosch website for statement of limited warranty.

**For more information on our entire line of products, go to [www.bosch-home.com/us](http://www.bosch-home.com/us) or call 1-800-944-2904**

© BSH Home Appliances Corporation. All rights reserved. Bosch is a registered trademark of Robert Bosch GmbH.



# 30" Built-In Microwave Oven

500 Series – Stainless Steel HMB50152UC



See  
attach  
BE2-132  
July 24, 2020.

## Installation Details

Under-counter Installation

measurements in inches (mm)

Flush Installation

Top view

Side view

\* Flush installation requires a 5/16" (8 mm) high x 28 1/2" (724 mm) wide x 19 3/4" (500 mm) deep base plate underneath the unit body.

measurements in inches (mm)

Flush Installation Over Single Oven

Side View

Speed Oven or Microwave

\*\*\*Flush installation requires a base plate underneath the body: 30" Products – Dimensions: H 5/16" (8) x W 28 1/2" (724) x D 22 1/2" (571)

minimum 1/2" (13) required between cutouts\*

Wall Oven

\*IMPORTANT: Base has to be able to support oven weight. Please check oven manual for minimum weight requirements.

\*\*Most combinations available as combo oven (one cut out, one electrical hook up).

measurements in inches (mm)

**Accessories:** To purchase Bosch accessories, cleaners & parts please visit [www.bosch-home.com/us/store](http://www.bosch-home.com/us/store) or call 1-800-944-2904 (Mon to Fri 5 am to 6 pm PST, Sat 6 am to 3 pm PST).

**Notes:** All height, width and depth dimensions are shown in inches. BSH reserves the absolute and unrestricted right to change product materials and specifications, at any time, without notice. Consult the product's installation instructions for final dimensional data and other details prior to making cutout.

**Warranties:** Please see Use & Care manual or Bosch website for statement of limited warranty.

For more information on our entire line of products, go to [www.bosch-home.com/us](http://www.bosch-home.com/us) or call 1-800-944-2904

© BSH Home Appliances Corporation. All rights reserved. Bosch is a registered trademark of Robert Bosch GmbH.

07/18

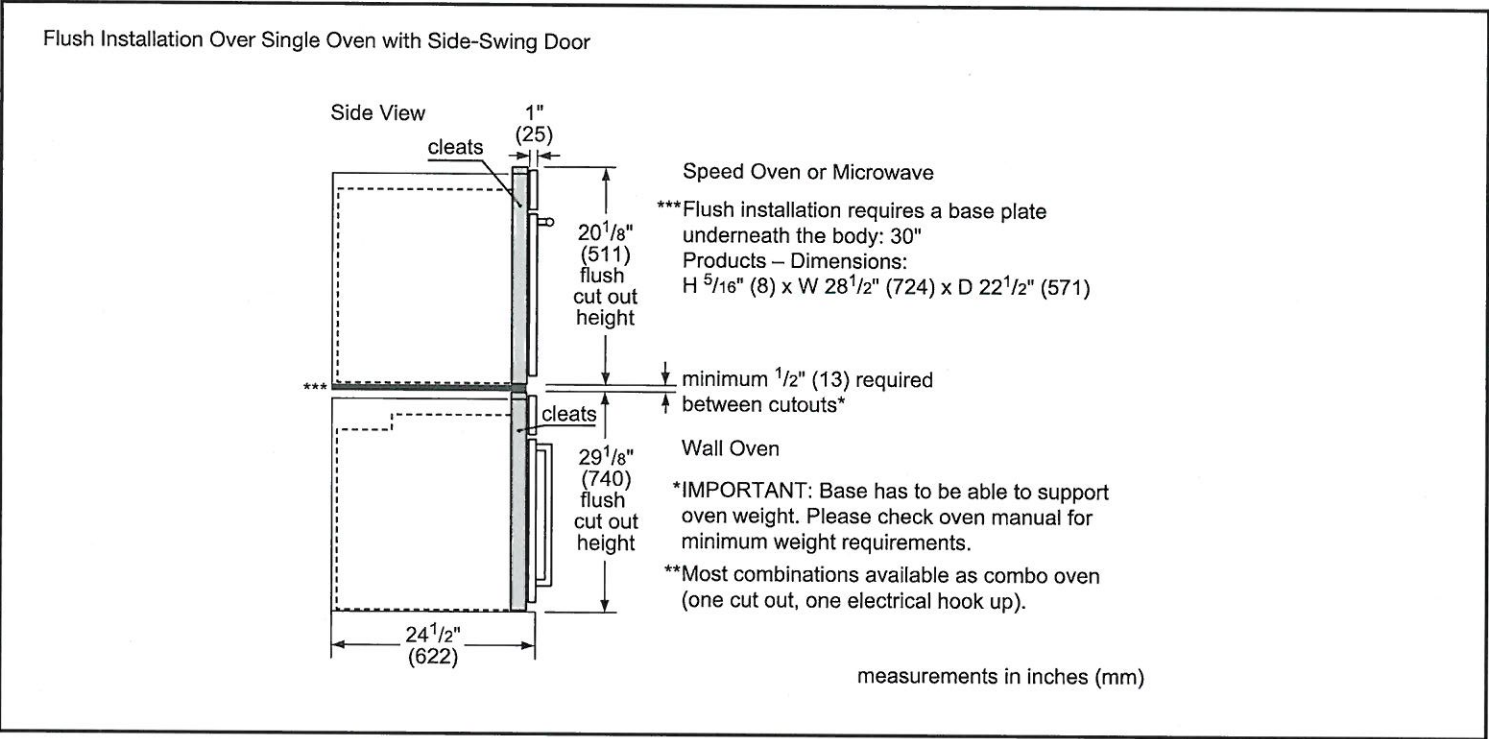
# 30" Built-In Microwave Oven

500 Series – Stainless Steel HMB50152UC



See attached  
BE2-132  
July 24, 2020

## Installation Details



**Accessories:** To purchase Bosch accessories, cleaners & parts please visit [www.bosch-home.com/us/store](http://www.bosch-home.com/us/store) or call 1-800-944-2904 (Mon to Fri 5 am to 6 pm PST, Sat 6 am to 3 pm PST).

**Notes:** All height, width and depth dimensions are shown in inches. BSH reserves the absolute and unrestricted right to change product materials and specifications, at any time, without notice. Consult the product's installation instructions for final dimensional data and other details prior to making cutout.

**Warranties:** Please see Use & Care manual or Bosch website for statement of limited warranty.

**For more information on our entire line of products, go to [www.bosch-home.com/us](http://www.bosch-home.com/us) or call 1-800-944-2904**

© BSH Home Appliances Corporation. All rights reserved. Bosch is a registered trademark of Robert Bosch GmbH.



30" Single Wall Oven

500 Series – Stainless Steel HBL5451UC

See  
attach! BE2-132  
July 24, 2020.



**HBL5451UC**  
Stainless Steel

The Bosch wall oven features Genuine European Convection and heavy metal stainless steel knobs.


- Features & Benefits
- Genuine European Convection for even baking results on multiple racks.

Heavy-duty metal knobs offer a premium European feel.

Bosch wall ovens are compatible with most competitors' cutouts.

The wall oven is designed to be installed flush with cabinetry.

General Properties	
2 Standard Oven Racks	Bake, Variable Broil (hi & low), Roast, Warm, Sabbath, Proof Dough, Convection Bake, Convection Broil, Convection Roast, Pizza, Multi Rack Genuine European Convection, Convection Conversion
Cleaning Type	Self Clean
Telescopic Rack	0
Illumination Type	Halogen
Interior Lights	1
Oven Performance	
Bake / broil element wattages	2,400 / 3,800 W
Convection element wattages	2,000 W
Technical Details	
Watts (W)	6,325 W
Circuit breaker (A)	30 A
Volts (V)	240 / 208 V
Frequency (Hz)	60 Hz
Power cord length (in)	50"
Plug type	Fixed Connection, No Plug
Energy source	Electric



Dimensions & Weight	
Overall appliance dimensions (HxWxD)(in)	29" x 29 3/4" x 24 1/2"
Required cutout size – Standard (HxWxD) (in)	27" – 28 5/8" x 28 1/2" x 23 1/2"
Required cutout size – Flush (HxWxD) (in)	29 1/8" x 30" x 24 1/2"
Oven cavity size (cu. ft.)	4.6
Overall oven interior dimensions (HxWxD) (in)	17 13/16" x 24 1/8" x 18"
Usable oven interior dimensions (HxWxD) (in)	12 5/16" x 23 1/4" x 15 1/4"
Net weight (lbs)	149 lbs
Accessories—Included	
Included	2 Standard Oven Racks
Accessories—Optional	



**HEZTR301**  
30" Telescopic Rack



† To be fully ADA compliant, these units must be installed according to ADA guidelines. Please check current ADA requirements for guidance on installation.

**Accessories:** To purchase Bosch accessories, cleaners & parts please visit [www.bosch-home.com/us/store](http://www.bosch-home.com/us/store) or call 1-800-944-2904 (Mon to Fri 5 am to 6 pm PST, Sat 6 am to 3 pm PST).

**Notes:** All height, width and depth dimensions are shown in inches. BSH reserves the absolute and unrestricted right to change product materials and specifications, at any time, without notice. Consult the product's installation instructions for final dimensional data and other details prior to making cutout.

**Warranties:** Please see Use & Care manual or Bosch website for statement of limited warranty.

For more information on our entire line of products, go to [www.bosch-home.com/us](http://www.bosch-home.com/us) or call 1-800-944-2904

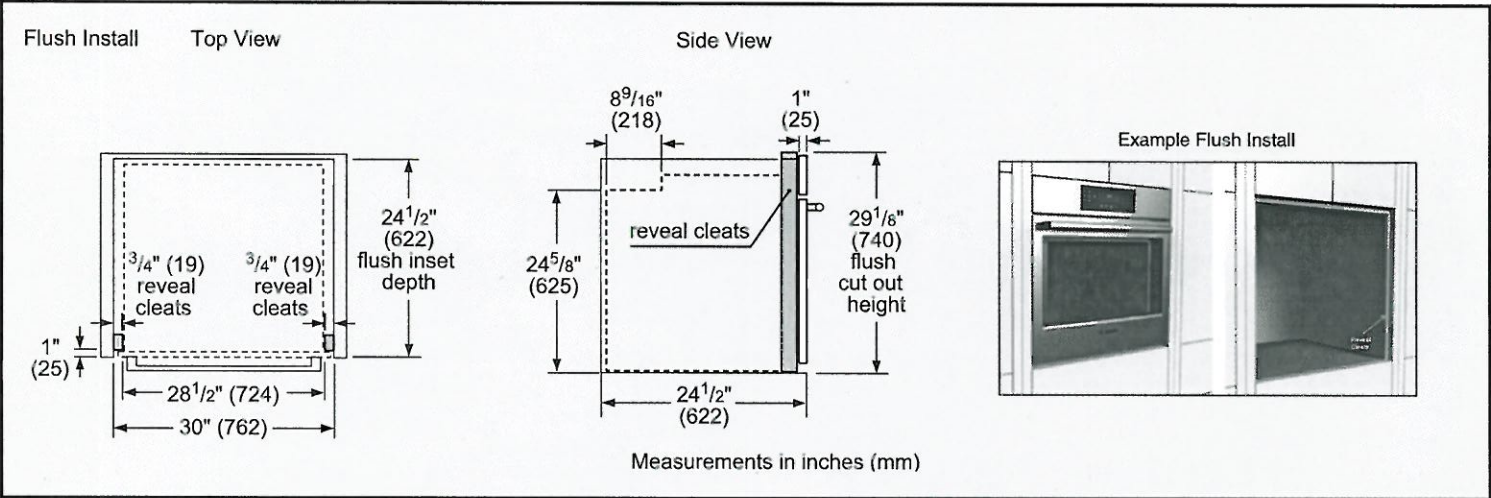
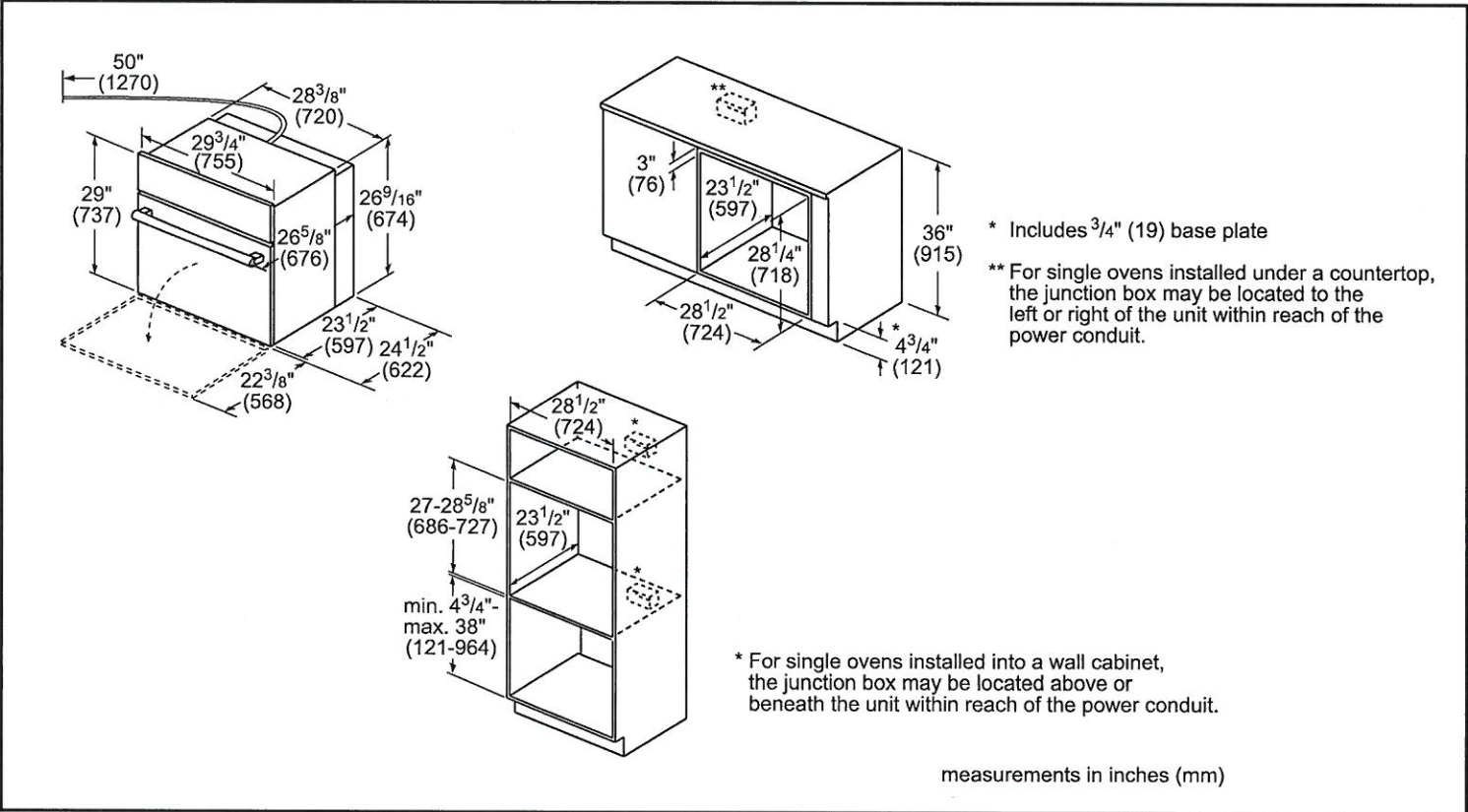
© BSH Home Appliances Corporation. All rights reserved. Bosch is a registered trademark of Robert Bosch GmbH.

# 30" Single Wall Oven

500 Series – Stainless Steel HBL5451UC

## Installation Details

*See  
attach. BE2-132  
July 24, 2020.*



**Accessories:** To purchase Bosch accessories, cleaners & parts please visit [www.bosch-home.com/us/store](http://www.bosch-home.com/us/store) or call 1-800-944-2904 (Mon to Fri 5 am to 6 pm PST, Sat 6 am to 3 pm PST).

**Notes:** All height, width and depth dimensions are shown in inches. BSH reserves the absolute and unrestricted right to change product materials and specifications, at any time, without notice. Consult the product's installation instructions for final dimensional data and other details prior to making cutout.

**Warranties:** Please see Use & Care manual or Bosch website for statement of limited warranty.

**For more information on our entire line of products, go to [www.bosch-home.com/us](http://www.bosch-home.com/us) or call 1-800-944-2904**

© BSH Home Appliances Corporation. All rights reserved. Bosch is a registered trademark of Robert Bosch GmbH.



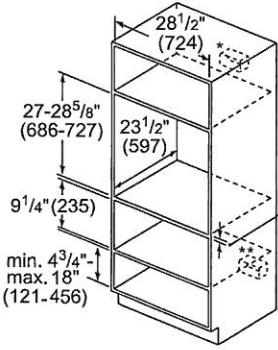
# 30" Single Wall Oven

500 Series – Stainless Steel HBL5451UC

See attach. BE2-132  
July 24, 2020.

## Installation Details

**Standard Installation**  
30" Single Oven over Storage or Warming Drawer



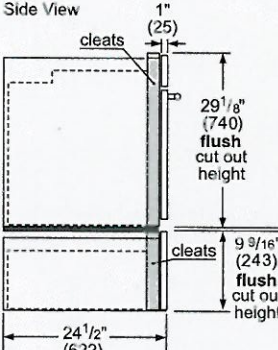
\* Wall oven junction box may be located above or right or left of the unit within reach of the power conduit.  
\*\* Electrical hook up may be located below (depending on space) or next to the drawer within the reach of the power cord.

minimum 3/4" (18 mm) required between cutouts

measurements in inches (mm)

**Flush Installation**  
Single Oven over Storage or Warming Drawer

Side View



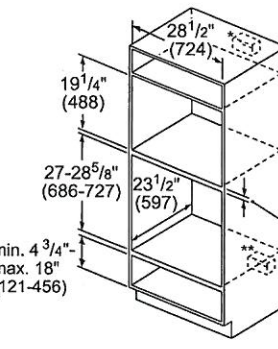
Single Wall Oven

\* IMPORTANT: base has to be able to support oven weight. Please check oven manual for minimum weight requirements.

Warming Drawer

measurements in inches (mm)

**Standard Installation**  
30" Speed Oven or Microwave over Single Oven\*\*\*



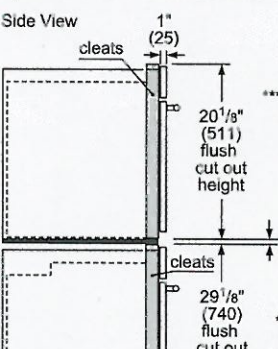
\* Junction box may be located above or next to the unit within reach of the power cord.  
\*\* Junction box may be located below (depending on space) or next to the unit within reach of the power cord.  
\*\*\* Most combinations available as combo oven (one cut out, one electrical hook up).

Minimum dimension between cut outs:  
• 1" (25 mm) for wall oven cut out height of 28 5/8"  
• 2 3/8" (67 mm) for wall oven cut out height of 27"

measurements in inches (mm)

**Flush Installation**  
Speed Oven or Microwave over 30" Single Oven\*\*

Side View



Speed Oven or Microwave

\*\*\* Flush installation requires a base plate underneath the body. 30" Products – Dimensions: H 5/16" (8) x W 28 1/2" (724) x D 22 1/2" (571)

Wall Oven

\* IMPORTANT: Base has to be able to support oven weight. Please check oven manual for minimum weight requirements.  
\*\* Most combinations available as combo oven (one cut out, one electrical hook up).

measurements in inches (mm)

**Accessories:** To purchase Bosch accessories, cleaners & parts please visit [www.bosch-home.com/us/store](http://www.bosch-home.com/us/store) or call 1-800-944-2904 (Mon to Fri 5 am to 6 pm PST, Sat 6 am to 3 pm PST).

**Notes:** All height, width and depth dimensions are shown in inches. BSH reserves the absolute and unrestricted right to change product materials and specifications, at any time, without notice. Consult the product's installation instructions for final dimensional data and other details prior to making cutout.

**Warranties:** Please see Use & Care manual or Bosch website for statement of limited warranty.

**For more information on our entire line of products, go to [www.bosch-home.com/us](http://www.bosch-home.com/us) or call 1-800-944-2904**


© BSH Home Appliances Corporation. All rights reserved. Bosch is a registered trademark of Robert Bosch GmbH.

# 36" Gas Cooktop

800 Series – Stainless Steel NGM8657UC



BE2-132  
1. July 24, 2020



NGM8657UC  
Stainless Steel

The stainless steel gas cooktop with FlameSelect® – achieve consistent cooking results thanks to nine precisely defined power levels.

Features & Benefits

- FlameSelect® – allows for a precise adjustment of the flame size with nine defined power levels
- Dual flame power burner with two heat options, quickly boil water or maintain a precise simmer
- Heavy-duty grates can be easily and quickly cleaned in the dishwasher
- OptiSim® burner – simmer delicate sauces and melt chocolate without scorching
- Low profile stainless steel cooking surface is easily accessible and quick to clean

General Properties	
No. of burners	5
Knob color	Stainless steel appearance
Control location	Front-center
Sealed burners	Yes
Gas valves	Five 9-level step valves
Ignition system	Electric; thermocouple safety control
Cooktop surface material	Stainless steel
Grate material	Cast iron
Grate features	Continuous grates; dishwasher safe
Element Performance	
Total BTU load (NG / LP)	41,400 / 40,100
Power of front left burner (NG / LP) OptiSim®	3,400 / 3,400 BTU
Power of back left burner (NG / LP)	6,000 / 6,000 BTU
Power of center burner (NG / LP) Dual-flame	17,000 / 15,700 BTU
Power of back right burner (NG / LP)	9,000 / 9,000 BTU
Power of front right burner (NG / LP)	6,000 / 6,000 BTU

Technical Details	
Circuit breaker	15 A
Volts	120 V
Frequency	60 Hz
Plug type	3-prong
Power cord length	40"
Fuel type	Natural Gas (factory set)
Convertible to LP (kit required)	Yes
Dimensions & Weight	
Overall appliance dimensions (HxWxD)	2 23/64" x 36" x 20 1/2"
Required cutout size (HxWxD)	1 1/4" x 33 1/2" x 19 5/16"
Minimum distance from counter front	1 7/8"
Minimum distance from rear wall	3"
Net weight	42 lbs
Accessories – Included	
Included	LP conversion kit, OptiSim® cap
Accessories – Optional	



**Accessories:** To purchase Bosch accessories, cleaners & parts please visit [www.bosch-home.com/us/store](http://www.bosch-home.com/us/store) or call 1-800-944-2904 (Mon to Fri 5 am to 6 pm PST, Sat 6 am to 3 pm PST).

**Notes:** All height, width and depth dimensions are shown in inches. BSH reserves the absolute and unrestricted right to change product materials and specifications, at any time, without notice. Consult the product's installation instructions for final dimensional data and other details prior to making cutout.

**Warranties:** Please see Use & Care manual or Bosch website for statement of limited warranty.

For more information on our entire line of products, go to [www.bosch-home.com/us](http://www.bosch-home.com/us) or call 1-800-944-2904

© BSH Home Appliances Corporation. All rights reserved. Bosch is a registered trademark of Robert Bosch GmbH.

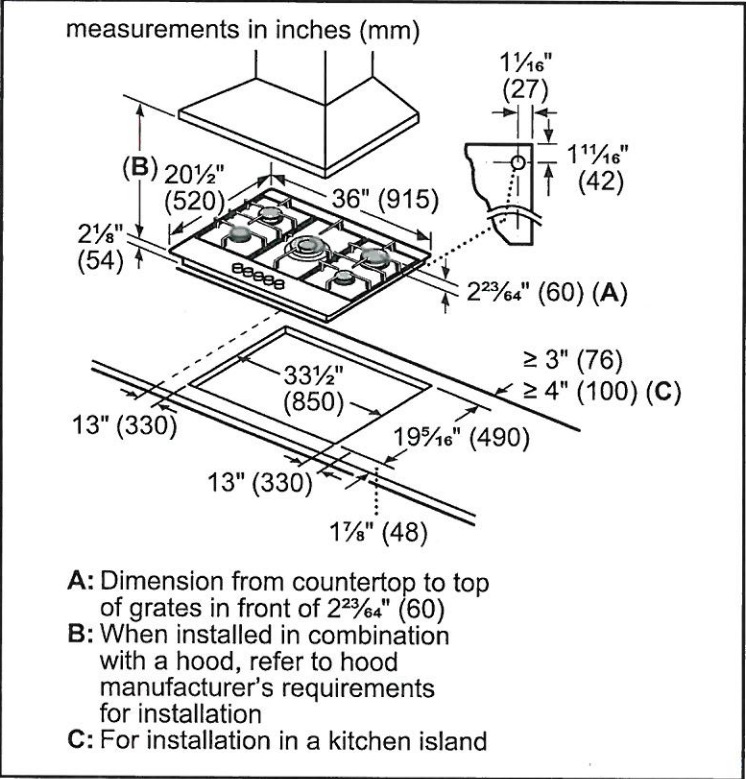


# 36" Gas Cooktop

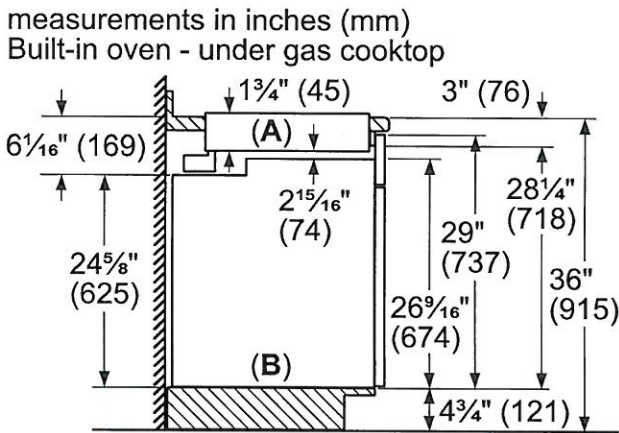
800 Series – Stainless Steel NGM8657UC

See attach. BE2-132  
July 24, 2020.

## Installation Details



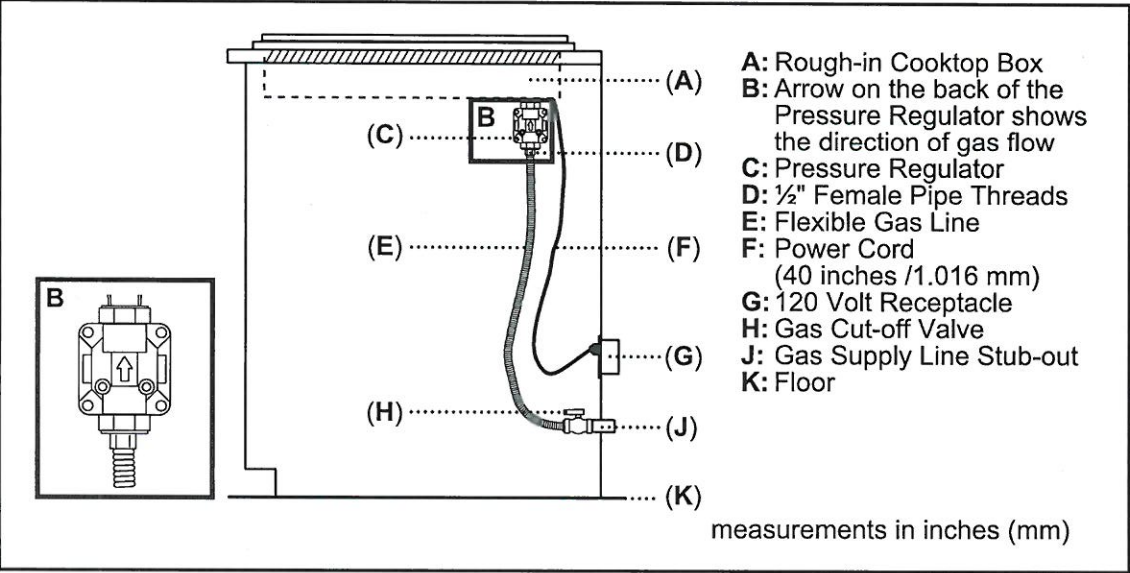
## Installation above Wall Ovens



Dimensions based on standard countertop height (36" with 4<sup>3</sup>/<sub>4</sub>" toe kick including base plate).

A: Cooktop

B: Built-in oven



**Accessories:** To purchase Bosch accessories, cleaners & parts please visit [www.bosch-home.com/us/store](http://www.bosch-home.com/us/store) or call 1-800-944-2904 (Mon to Fri 5 am to 6 pm PST, Sat 6 am to 3 pm PST).

**Notes:** All height, width and depth dimensions are shown in inches. BSH reserves the absolute and unrestricted right to change product materials and specifications, at any time, without notice. Consult the product's installation instructions for final dimensional data and other details prior to making cutout.

**Warranties:** Please see Use & Care manual or Bosch website for statement of limited warranty.

**For more information on our entire line of products, go to [www.bosch-home.com/us](http://www.bosch-home.com/us) or call 1-800-944-2904**

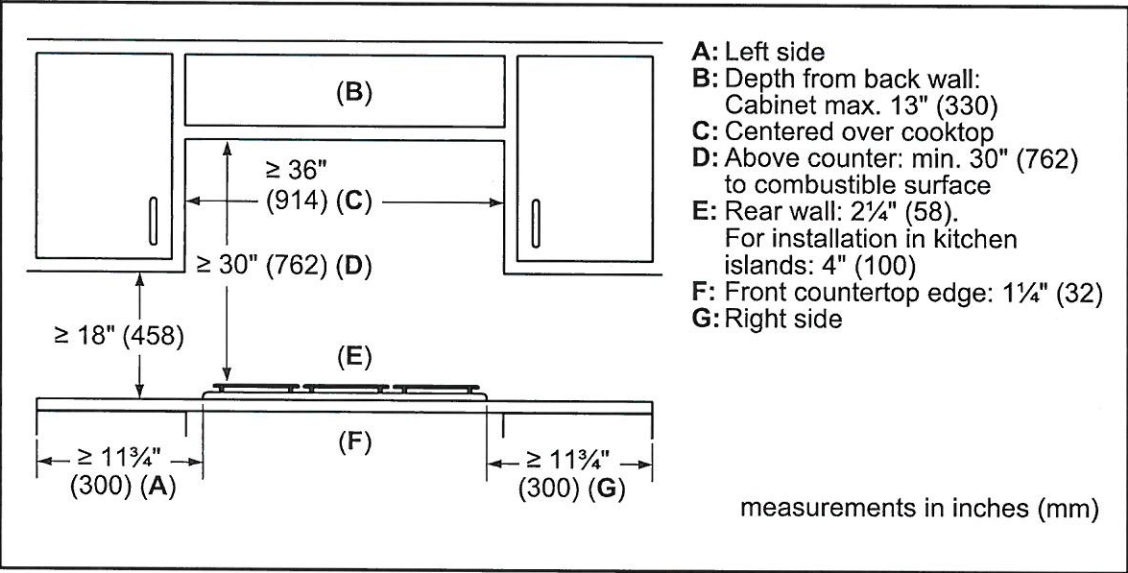
© BSH Home Appliances Corporation. All rights reserved. Bosch is a registered trademark of Robert Bosch GmbH.

# 36" Gas Cooktop

800 Series – Stainless Steel NGM8657UC



## Installation Details



**Accessories:** To purchase Bosch accessories, cleaners & parts please visit [www.bosch-home.com/us/store](http://www.bosch-home.com/us/store) or call 1-800-944-2904 (Mon to Fri 5 am to 6 pm PST, Sat 6 am to 3 pm PST).

**Notes:** All height, width and depth dimensions are shown in inches. BSH reserves the absolute and unrestricted right to change product materials and specifications, at any time, without notice. Consult the product's installation instructions for final dimensional data and other details prior to making cutout.

**Warranties:** Please see Use & Care manual or Bosch website for statement of limited warranty.

**For more information on our entire line of products, go to [www.bosch-home.com/us](http://www.bosch-home.com/us) or call 1-800-944-2904**

© BSH Home Appliances Corporation. All rights reserved. Bosch is a registered trademark of Robert Bosch GmbH.



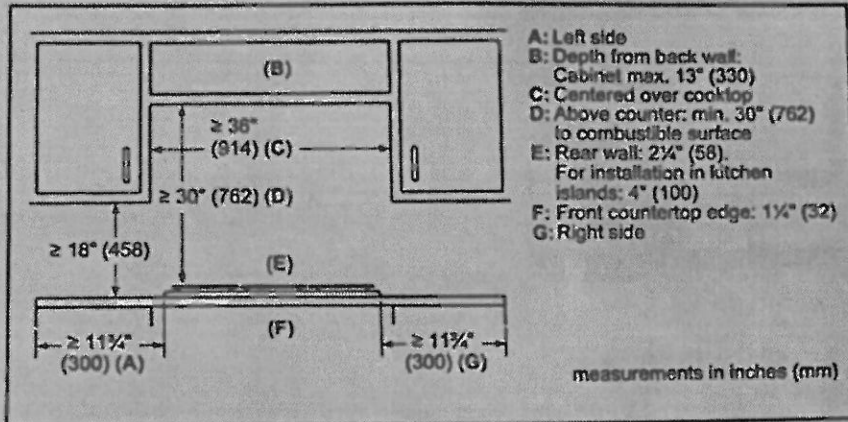
# 36" Gas Cooktop

800 Series – Stainless Steel NGM8657UC




## Installation Details

BE 2-132  
July 24, 2010



Accessories: To purchase Bosch accessories, cleaners & parts please visit [www.bosch-home.com/us/store](http://www.bosch-home.com/us/store) or call 1-800-944-2904 (Mon to Fri 9 am to 6 pm PST, Sat 9 am to 3 pm PST).  
Notes: All height, width and depth dimensions are shown in inches. BSH reserves the absolute and unrestricted right to change product materials and specifications, at any time, without notice. Consult the product's installation instructions for final dimensional data and other details prior to making cutout.  
Warranty: Please see Use & Care manual or Bosch website for statement of limited warranty.  
For more information on our entire line of products, go to [www.bosch-home.com/us](http://www.bosch-home.com/us) or call 1-800-944-2904.  
© BSH Home Appliances Corporation. All rights reserved. Bosch is a registered trademark of Robert Bosch GmbH.

05/10

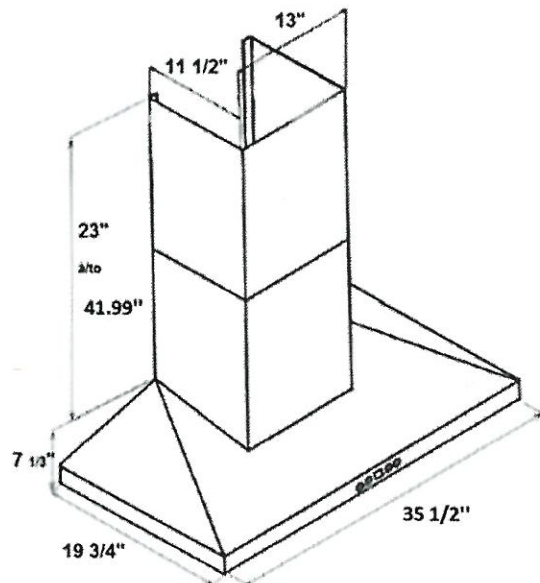
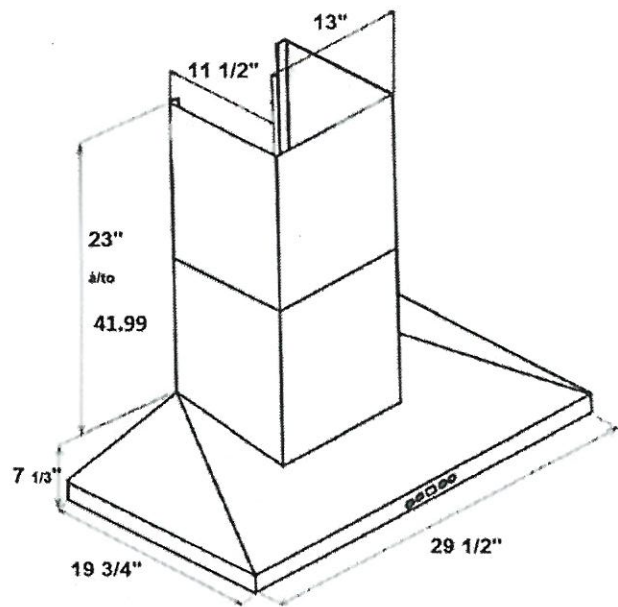


Selected Model	
Model number	AVN-368CS
Dimensions	
Dimensions	35 1/2" (W) x 19 3/4" (D) x 7 1/2" (H)
Exterior Appearance	
Stainless steel grade	201
Features	
Control	Soft touch with LED display
Lighting	2 bulbs, 3W LED (bulbs included)
Blower type	860 CFM, 6-Speed
Blower performance	Speed 1, 0.7 sones
	Speed 6, 6.5 sones
Filter type	2 Stainless steel baffle filters (included)
Duct transition	6" Round (Top)
Ducting	Ducted
Electrical Requirements	
Electrical requirements	120V / 60Hz / 2.7 Amps
Accessories (optional)	
Optional duct covers	AD-884S (884mm, AVN-AVH compatible)
Warranty	
1-year Warranty	Parts and labour, in-home service

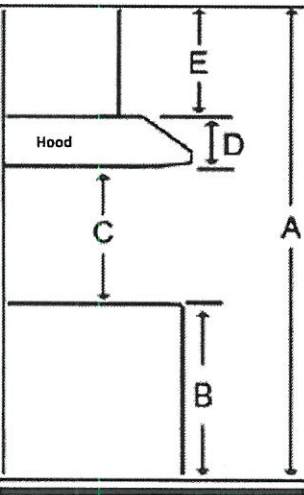
See  
attach. BE2-132  
July 24, 2020



Dimensions



Installation



A	Floor to ceiling height	variable
B	Floor to counter top height (standard)	36"
C	Recommended height between cooking surface and bottom of the hood	28" to 30"
D	Hood height	7 1/3"
E	Chimney height	19" to 41.99"

Duct transition

Top 6" round

# 36" Counter-Depth 4-Door Refrigerator

800 Series – Stainless Steel B36CL80ENS



D.6 B&B-132  
July 24, 2020



**B36CL80ENS**  
Stainless Steel w/  
Recessed Handles

Introducing the revolutionary, new FarmFresh System™, with four freshness technologies designed to work together to keep your food fresher, longer. Enjoy less food waste, new innovative features and more thoughtful design.

## Features & Benefits

VitaFreshPro™ provides pre-programmed freshness settings to optimize temperature and humidity to keep meat, fish, and produce fresher, longer.

Interior Water Dispenser is thoughtfully placed inside for refreshing water at the touch of a button or a push of a nozzle.

FlexBar™ utilizes typically unused space in the upper refrigerator cavity.

Recessed handle provides flush design to match any sleek kitchen.

General Properties	
Full 72" height and true counter depth for built-in appearance	Yes
Lighting	Recessed LED light bars
Number of compressors/evaporators	2 / 2
Defrost process refrigerator section	Frost-free
Number of shelves – refrigerator	5
Adjustable shelves – refrigerator	4 half-width
Shelf material – refrigerator	Tempered glass
Type of shelves – refrigerator	Frameless split shelves with metal trim
Flexible storage bar	FlexBar™
Gallon storage bins	3
Humidity control compartments	2
Full width temp. & humidity controlled drawer	VitaFreshPro™
Ice maker	Yes
Water filter	UltraClarityPro™
Internal water dispenser	Yes
Touch control panel	Yes
AirFresh® filter	Yes
FreshProtect™ ethylene filter	Yes
MultiairFlow™	Yes
Stainless steel back wall	Yes
Defrost process freezer section	Automatic
Number of drawers – freezer	3
Wi-Fi enabled	Yes, Home Connect™ app

Capacity	
Total capacity (cu. ft.)	20.5
Refrigerator capacity (cu. ft.)	14.5
Freezer capacity (cu. ft.)	6
Technical Details	
Current (A)	15 A
Volts (V)	115 V
Frequency (Hz)	60 Hz
Power cord length (in.)	91
Plug type	120V-3 prong
Dimensions & Weight	
Appliance dimensions with hinges and doors (H x W x D) (in.)	72" x 35 5/8" x 28 3/4"
Appliance dimensions without hinges and doors (H x W x D) (in.)	71 1/2" x 35 5/8" x 24****
Required cutout size (H x W x D) (in.)	72" x 36" x 25"
Net weight (lbs)	350 lbs
Efficiency	
Energy consumption (kWh/yr)	568
ENERGY STAR® qualified	Yes – Tier 1
Accessories	
UltraClarityPro™ Water Filter: BORPLFTR50	
FreshProtect™ Ethylene Filter Kit: BOETHSCV10	
FreshProtect™ Ethylene Filter Refill: BOFRSRF	
FlexBar™ Bottle Holder: BOFLEXBOTL	
FlexBar™ Deep Shelf: BOFLEXLGSH	
FlexBar™ Shallow Shelf: BOFLEXSMH	
FlexBar™ Egg Tray: BOFLEXEGG	

\*When leveling legs are fully extended, add 5/8" to overall height, total 71 5/8".  
\*\*The cabinet depth of 25" includes the required 1" airflow. The electrical covers on the back of unit do not require additional depth.

Accessories: To purchase Bosch accessories, cleaners & parts please visit [www.bosch-home.com/us/store](http://www.bosch-home.com/us/store) or call 1-800-944-2904 (Mon to Fri 9 am to 6 pm PST, Sat 9 am to 3 pm PST).  
Notes: All height, width and depth dimensions are shown in inches. BSH reserves the absolute and unrestricted right to change product materials and specifications, at any time, without notice. Consult the product's installation instructions for final dimensional data and other details prior to making cutout.

Warranty: Please see Use & Care manual or Bosch website for statement of limited warranty.

For more information on our entire line of products, go to [www.bosch-home.com/us](http://www.bosch-home.com/us) or call 1-800-944-2904

© BSH Home Appliances Corporation. All rights reserved. Bosch is a registered trademark of Robert Bosch GmbH.





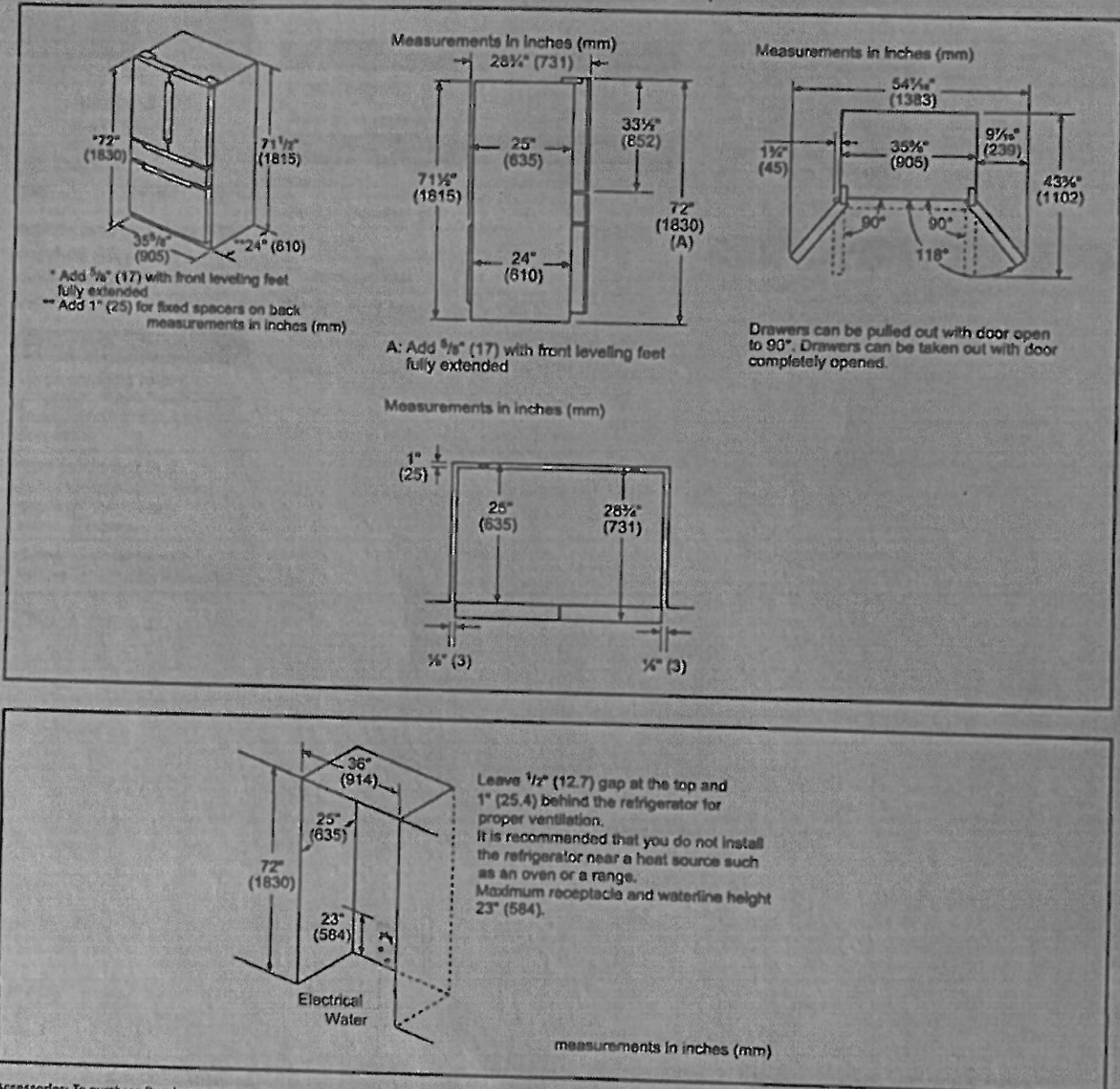
# 36" Counter-Depth 4-Door Refrigerator

800 Series – Stainless Steel B36CL80ENS



## Installation Details

D.G. BE2-132  
July 24, 2020



Accessories: To purchase Bosch accessories, cleaners & parts please visit [www.bosch-home.com/us/store](http://www.bosch-home.com/us/store) or call 1-800-944-2904 (Mon to Fri 9 am to 6 pm PST, Sat 9 am to 3 pm PST).  
 Notes: All height, width and depth dimensions are shown in inches. BSH reserves the absolute and unrestricted right to change product materials and specifications, at any time, without notice. Consult the product's installation instructions for final dimensional data and other details prior to making cutout.  
 Warranties: Please see Use & Care manual or Bosch website for statement of limited warranty.  
 For more information on our entire line of products, go to [www.bosch-home.com/us](http://www.bosch-home.com/us) or call 1-800-944-2904  
 © BSH Home Appliances Corporation. All rights reserved. Bosch is a registered trademark of Robert Bosch GmbH.

30" Built-In Microwave Oven

500 Series – Stainless Steel HMB50152UC



D.G. BE2-132  
July 24, 2020



HMB50152UC  
Stainless Steel

Also available in:  
Black HMB50162UC

Built-in microwave design  
matched for use in  
combination with Bosch  
wall oven.

Features & Benefits

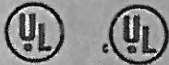
Large cooking interior  
gives you more flexibility in  
what types of dishes you  
can cook.

Built for speed and  
convenience with 950  
watts of microwave  
cooking power.

Convenient automatic  
sensor programs simplify  
cooking for great results  
every time.

General Properties	
Cavity color	Stainless Steel
Max. microwave power (W)	950 W
Capacity	
Cavity capacity (cu. ft.)	1.6 cu. ft.
Turntable diameter (in.)	14 1/8"
Technical Details	
Watts (W)	1,650 W
Circuit breaker (A)	15 A
Volts (V)	120 V
Frequency (Hz)	60 Hz
Power cord length (in)	43"
Plug type	NEMA 5-15 – 3 prong plug

Dimensions & Weight	
Overall appliance dimensions (HxWxD) (in)	19 5/8" x 29 3/4" x 19 5/8"
Required cutout size – Standard (HxWxD) (in)	19 1/4" x 28 1/2" x 19 1/4"
Required cutout size – Flush (HxWxD) (in)	20 1/4" x 30" x 20 3/4"
Oven overall interior dimensions (HxWxD) (in.)	9 7/8" x 16 1/2" x 16 1/2"
Net weight (lbs)	75 lbs
Accessories—Included	
Included	Glass turntable



Accessories: To purchase Bosch accessories, cleaners & parts please visit [www.bosch-home.com/us/store](http://www.bosch-home.com/us/store) or call 1-800-944-2904 (Mon to Fri 9 am to 6 pm PST, Sat 9 am to 3 pm PST).  
Notes: All height, width and depth dimensions are shown in inches. BSH reserves the absolute and unrestricted right to change product materials and specifications, at any time, without notice. Consult the product's installation instructions for final dimensional data and other details prior to making cutout.  
Warranties: Please see Use & Care manual or Bosch website for statement of limited warranty.  
For more information on our entire line of products, go to [www.bosch-home.com/us](http://www.bosch-home.com/us) or call 1-800-944-2904  
© BSH Home Appliances Corporation. All rights reserved. Bosch is a registered trademark of Robert Bosch GmbH.



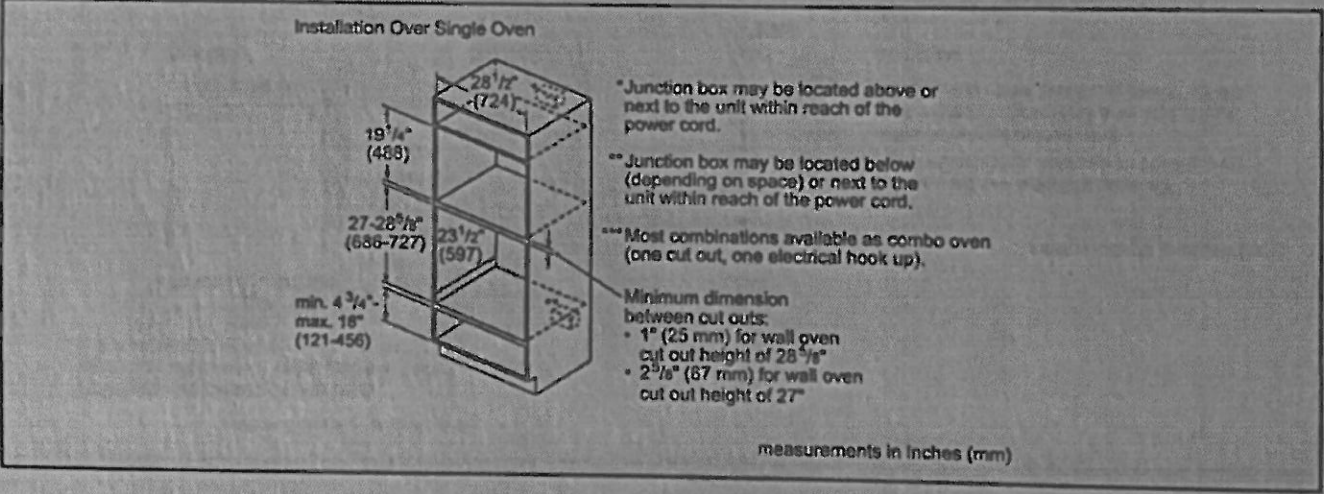
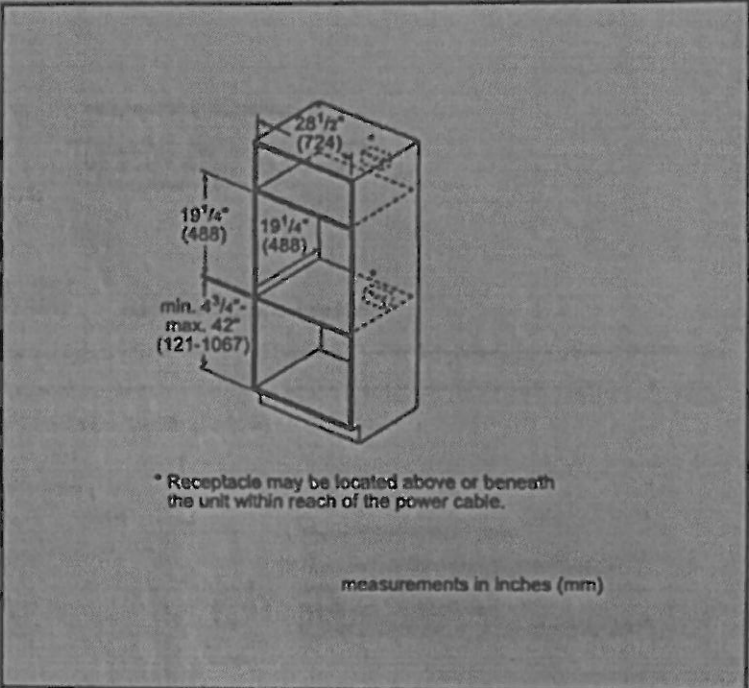
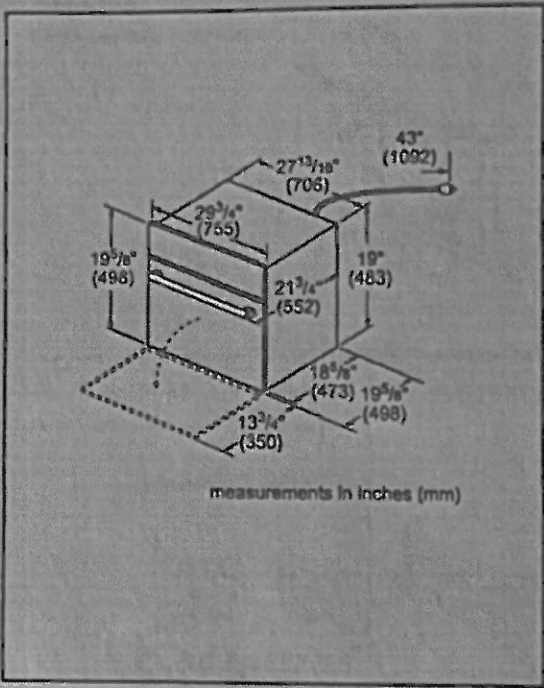
# 30" Built-In Microwave Oven

500 Series – Stainless Steel HMB50152UC



D.6 B62-132  
July 24, 2020

## Installation Details



Accessories: To purchase Bosch accessories, cleaners & parts please visit [www.bosch-home.com/us/store](http://www.bosch-home.com/us/store) or call 1-800-944-2904 (Mon to Fri 5 am to 6 pm PST, Sat 6 am to 3 pm PST).

Notes: All height, width and depth dimensions are shown in inches. BSH reserves the absolute and unrestricted right to change product materials and specifications, at any time, without notice. Consult the product's installation instructions for final dimensional data and other details prior to making cutout.

Warranties: Please see Use & Care manual or Bosch website for statement of limited warranty.

For more information on our entire line of products, go to [www.bosch-home.com/us](http://www.bosch-home.com/us) or call 1-800-944-2904

© BSH Home Appliances Corporation. All rights reserved. Bosch is a registered trademark of Robert Bosch GmbH.

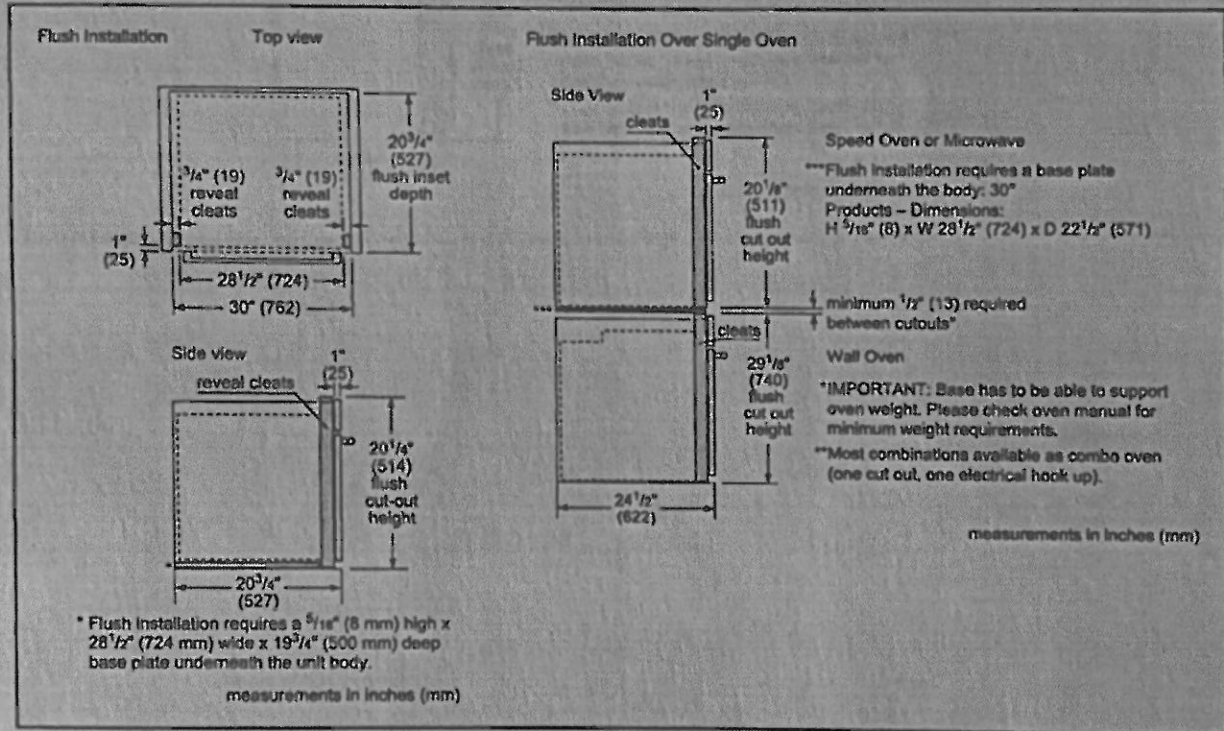
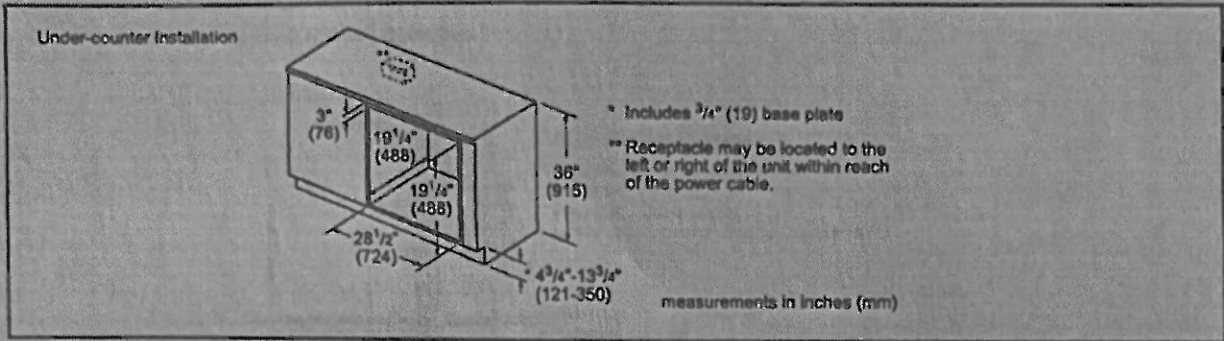
# 30" Built-In Microwave Oven

500 Series – Stainless Steel HMB50152UC



D.6 BE2-132  
July 24, 2010

## Installation Details



Accessories: To purchase Bosch accessories, cleaners & parts please visit [www.bosch-home.com/us/store](http://www.bosch-home.com/us/store) or call 1-800-944-2904 (Mon to Fri 9 am to 6 pm PST, Sat 9 am to 3 pm PST).  
Notes: All height, width and depth dimensions are shown in inches. BSH reserves the absolute and unrestricted right to change product materials and specifications, at any time, without notice. Consult the product's installation instructions for final dimensional data and other details prior to making cutout.  
Warranty: Please see Use & Care manual or Bosch website for statement of limited warranty.  
For more information on our entire line of products, go to [www.bosch-home.com/us](http://www.bosch-home.com/us) or call 1-800-944-2304.  
© BSH Home Appliances Corporation. All rights reserved. Bosch is a registered trademark of Robert Bosch GmbH.



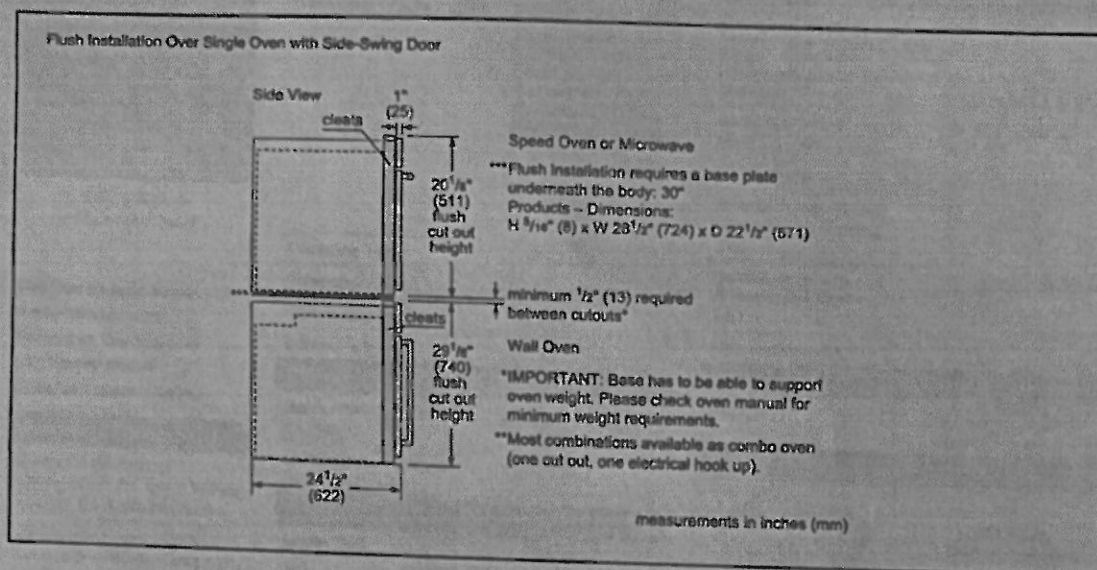
# 30" Built-In Microwave Oven

500 Series – Stainless Steel HMB50152UC



DG B&B-132  
July 24, 2020

## Installation Details



Accessories: To purchase Bosch accessories, cleaners & parts please visit [www.bosch-home.com/us/store](http://www.bosch-home.com/us/store) or call 1-800-944-2304 (Mon to Fri 9 am to 6 pm PST, Sat 9 am to 3 pm PST).  
Notes: All height, width and depth dimensions are shown in inches. BSH reserves the absolute and unrestricted right to change product materials and specifications, at any time, without notice. Consult the product's installation instructions for final dimensional data and other details prior to making cutout.  
Warranties: Please see Use & Care manual or Bosch website for statement of limited warranty.  
For more information on our entire line of products, go to [www.bosch-home.com/us](http://www.bosch-home.com/us) or call 1-800-944-2304.  
© BSH Home Appliances Corporation. All rights reserved. Bosch is a registered trademark of Robert Bosch GmbH.

07/18

# 30" Single Wall Oven

500 Series – Stainless Steel HBL5451UC



DA BE2-132  
July 24, 2020



HBL5451UC  
Stainless Steel

The Bosch wall oven features Genuine European Convection and heavy metal stainless steel knobs.

## Features & Benefits

Genuine European Convection for even baking results on multiple racks.

Heavy-duty metal knobs offer a premium European feel.

Bosch wall ovens are compatible with most competitors' cutouts.

The wall oven is designed to be installed flush with cabinetry.

## General Properties \*

2 Standard Oven Racks	Bake, Variable Broil (hi & low), Roast, Warm, Sabbath, Proof Dough, Convection Bake, Convection Broil, Convection Roast, Pizza, Multi Rack Genuine European Convection, Convection Conversion
-----------------------	---

Cleaning Type Self Clean

Telescopic Rack 0

Illumination Type Halogen

Interior Lights 1

## Oven Performance

Bake / broil element wattages 2,400 / 3,800 W

Convection element wattages 2,000 W

## Technical Details

Watts (W) 6,325 W

Circuit breaker (A) 30 A

Volts (V) 240 / 208 V

Frequency (Hz) 60 Hz

Power cord length (in) 50"

Plug type Fixed Connection, No Plug

Energy source Electric

## Dimensions & Weight

Overall appliance dimensions (HxWxD) (in) 29" x 29 3/4" x 24 1/2"

Required cutout size – Standard (HxWxD) (in) 27" – 28 5/8" x 28 1/2" x 23 1/2"

Required cutout size – Flush (HxWxD) (in) 29 1/8" x 30" x 24 1/2"

Oven cavity size (cu. ft.) 4.6

Overall oven interior dimensions (HxWxD) (in) 17 13/16" x 24 1/8" x 18"


Usable oven interior dimensions (HxWxD) (in) 12 5/16" x 23 1/4" x 15 1/4"

Net weight (lbs) 149 lbs




## Accessories-Included

Included 2 Standard Oven Racks

## Accessories-Optional



HEZTR301  
30" Telescopic Rack



\* To be fully ADA compliant, these units must be installed according to ADA guidelines. Please check current ADA requirements for guidance on installation.

Accessories: To purchase Bosch accessories, cleaners & parts please visit [www.bosch-home.com/us/store](http://www.bosch-home.com/us/store) or call 1-800-944-2904 (Mon to Fri 9 am to 6 pm PST, Sat 9 am to 3 pm PST).  
Notes: All height, width and depth dimensions are shown in inches. BSH reserves the absolute and unrestricted right to change product materials and specifications, at any time, without notice. Consult the product's installation instructions for final dimensional data and other details prior to making cutout.

Warranties: Please see Use & Care manual or Bosch website for statement of limited warranty.

For more information on our entire line of products, go to [www.bosch-home.com/us](http://www.bosch-home.com/us) or call 1-800-944-2904

© BSH Home Appliances Corporation. All rights reserved. Bosch is a registered trademark of Robert Bosch GmbH.







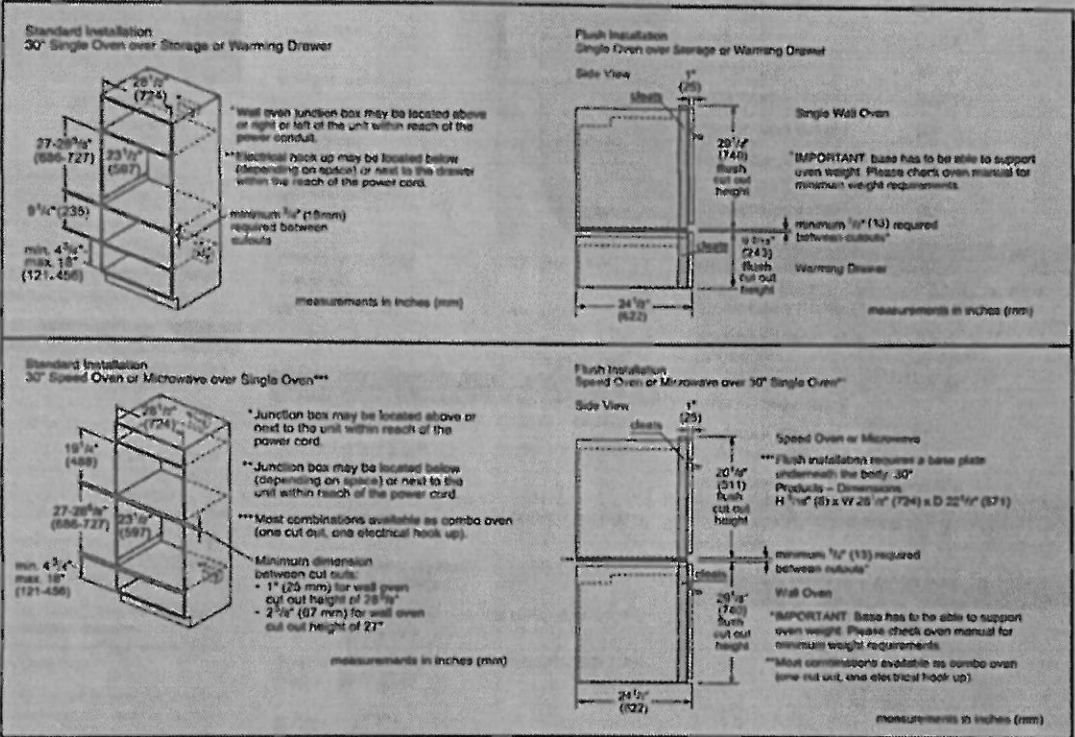
# 30" Single Wall Oven

500 Series – Stainless Steel HBL5451UC



D-6 BEA-132  
July 24, 2020

## Installation Details



Accessories: To purchase Bosch accessories, cleaners & parts please visit [www.bosch-home.com/us/store](http://www.bosch-home.com/us/store) or call 1-800-944-2904 (Mon to Fri 6 am to 9 pm PST, Sat 6 am to 3 pm PST).

Notes: All height, width and depth dimensions are shown in inches. Bosch reserves the absolute and unrestricted right to change product materials and specifications, at any time, without notice. Consult the product's installation instructions for final dimensional data and other details prior to making cutouts.

Warranties: Please see Use & Care manual or Bosch website for statement of limited warranty.

For more information on our entire line of products, go to [www.bosch-home.com/us](http://www.bosch-home.com/us) or call 1-800-944-2904

© 2014 Bosch Home Appliances Corporation. All rights reserved. Bosch is a registered trademark of Robert Bosch GmbH.




36" Gas Cooktop

800 Series – Stainless Steel NGM8657UC



7.6 BEA-132  
July 24, 2020



NGM8657UC  
Stainless Steel

The stainless steel gas cooktop with FlameSelect® – achieve consistent cooking results thanks to nine precisely defined power levels.

Features & Benefits

FlameSelect® – allows for a precise adjustment of the flame size with nine defined power levels

Dual flame power burner with two heat options, quickly boil water or maintain a precise simmer

Heavy-duty grates can be easily and quickly cleaned in the dishwasher

OptiSim® burner – simmer delicate sauces and melt chocolate without scorching

Low profile stainless steel cooking surface is easily accessible and quick to clean

General Properties	
No. of burners	5
Knob color	Stainless steel appearance
Control location	Front-center
Sealed burners	Yes
Gas valves	Five 9-level step valves
Ignition system	Electric, thermocouple safety control
Cooktop surface material	Stainless steel
Grate material	Cast iron
Grate features	Continuous grates, dishwasher safe

Element Performance	
Total BTU load (NG / LP)	41,400 / 40,100
Power of front left burner (NG / LP) OptiSim®	3,400 / 3,400 BTU
Power of back left burner (NG / LP)	6,000 / 6,000 BTU
Power of center burner (NG / LP) Dual-flame	17,000 / 15,700 BTU
Power of back right burner (NG / LP)	9,000 / 9,000 BTU
Power of front right burner (NG / LP)	6,000 / 6,000 BTU

Technical Details	
Circuit breaker	15 A
Volts	120 V
Frequency	60 Hz
Plug type	3-prong
Power cord length	40"
Fuel type	Natural Gas (factory set)
Convertible to LP (kit required)	Yes

Dimensions & Weight	
Overall appliance dimensions (HxWxD)	2 23/64" x 36" x 20 1/2"
Required cutout size (HxWxD)	1 1/4" x 33 1/2" x 19 5/16"
Minimum distance from counter front	1 7/8"
Minimum distance from rear wall	3"
Net weight	42 lbs

Accessories – Included	
Included	LP conversion kit, OptiSim® cap

Accessories – Optional	
------------------------	--



FlameSelect

Accessories: To purchase Bosch accessories, cleaners & parts please visit [www.bosch-home.com/us/store](http://www.bosch-home.com/us/store) or call 1-800-944-2904 (Mon to Fri 8 am to 6 pm PST, Sat 8 am to 3 pm PST).  
Notes: All height, width and depth dimensions are shown in inches. BSH reserves the absolute and unrestricted right to change product materials and specifications, at any time, without notice. Consult the product's installation instructions for final dimensional data and other details prior to making cutout.  
Warranties: Please see Use & Care manual or Bosch website for statement of limited warranty.  
For more information on our entire line of products, go to [www.bosch-home.com/us](http://www.bosch-home.com/us) or call 1-800-944-2904.  
© BSH Home Appliances Corporation. All rights reserved. Bosch is a registered trademark of Robert Bosch GmbH.

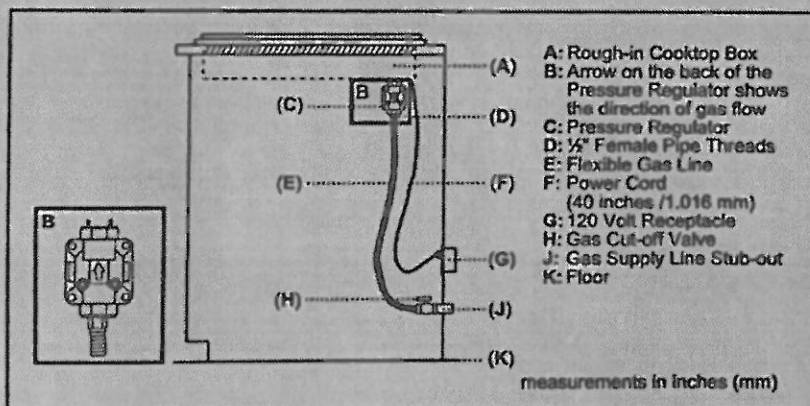
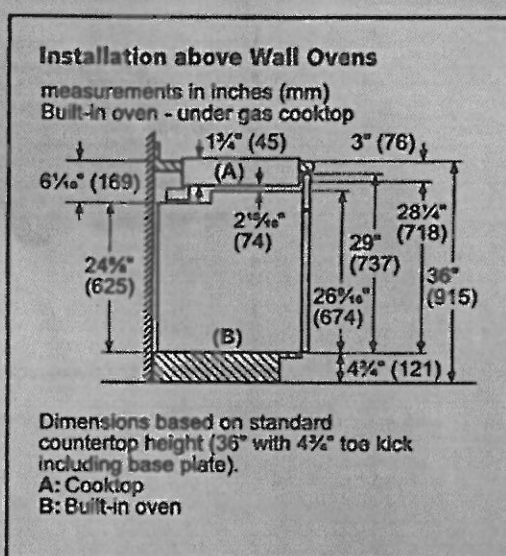
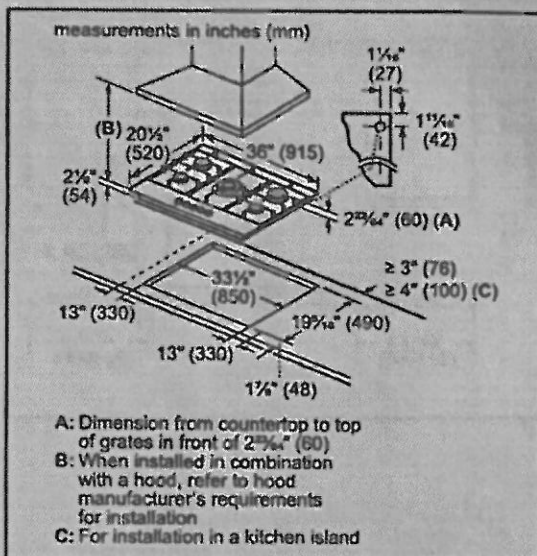
# 36" Gas Cooktop

800 Series - Stainless Steel NGM8657UC



1.6 BE2-132  
July 24, 2010

## Installation Details




**Accessories:** To purchase Bosch accessories, cleaners & parts please visit [www.bosch-home.com/us/store](http://www.bosch-home.com/us/store) or call 1-800-544-2904 (Mon to Fri 9 am to 6 pm PST, Sat 9 am to 3 pm PST).  
**Notes:** All height, width and depth dimensions are shown in inches. BSH reserves the absolute and unrestricted right to change product materials and specifications, at any time, without notice. Consult the product's installation instructions for final dimensional data and other details prior to making cutout.  
**Warranty:** Please see Use & Care manual or Bosch website for statement of limited warranty.  
 For more information on our entire line of products, go to [www.bosch-home.com/us](http://www.bosch-home.com/us) or call 1-800-544-2904  
 © BSH Home Appliances Corporation. All rights reserved. Bosch is a registered trademark of Robert Bosch GmbH.

06/19



# AVG

36" Wall mount hood - professional design - **AVN-368CS**



Selected Model	
Model number	AVN-368CS
Dimensions	
Dimensions	35 1/2" (W) x 19 3/4" (D) x 7 1/2" (H)
Exterior Appearance	
Stainless steel grade	201
Features	
Control	Soft touch with LED display
Lighting	2 bulbs, 3W LED (bulbs included)
Blower type	800 CFM, 6-Speed
Blower performance	Speed 1, 0.7 sones Speed 6, 6.5 sones
Filter type	2 Stainless steel baffle filters (included)
Duct transition	6" Round (Top)
Ducting	Ducted
Electrical Requirements	
Electrical requirements	120V / 60Hz / 2.7 Amps
Accessories (optional)	
Optional duct covers	AD-684S (184mm, AVN-AVH compatible)
Warranty	
1-year Warranty	Parts and labour, in-home service

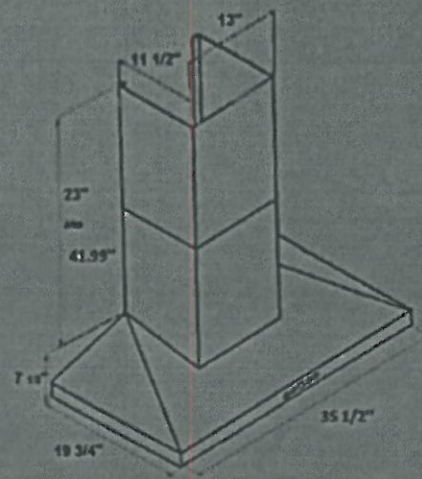
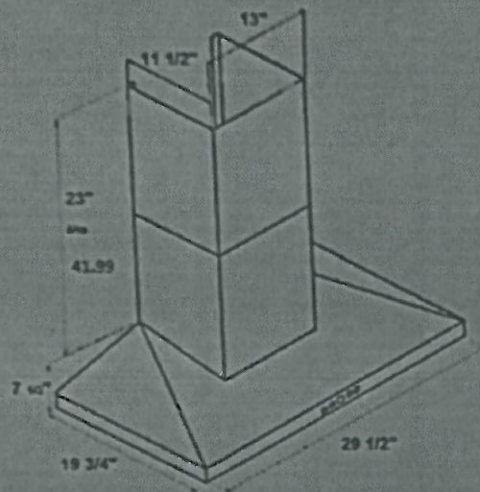
2.0 BEA-132  
July 24, 2020

The information contained herein is based on sources that we believe to be reliable, but is not guaranteed by us, may be incomplete or may change without notice


BE2-132  
July 24, 2020

AVN-308/368CS

## Dimensions




## Installation



A	Floor to ceiling height	variable
B	Floor to counter top height (standard)	36"
C	Recommended height between cooking surface and bottom of the hood	28" to 30"
D	Hood height	7 1/3"
E	Chimney height	19" to 41.99"

## Duct transition

Top 6" round



The information contained herein is based on sources that we believe to be reliable, but is not guaranteed by us, may be incomplete and/or may change without notice.

Need technical support? 1(888) 651-2534