

SE012597 - SE012608

Products				
PlotID	Length	Product	Plies	Net Qty
J1	17-00-00	11 7/8" NI-20	1	14
J2	16-00-00	11 7/8" NI-20	1	23
J3	15-00-00	11 7/8" NI-20	1	21
J4	14-00-00	11 7/8" NI-20	1	7
J5	11-00-00	11 7/8" NI-20	1	12
J6	11-00-00	11 7/8" NI-20	2	2
J7	5-00-00	11 7/8" NI-20	1	1
J8	4-00-00	11 7/8" NI-20	1	1
J9	3-00-00	11 7/8" NI-20	1	3
J10	2-00-00	11 7/8" NI-20	1	1
J11	22-00-00	11 7/8" NI-40x	1	6
J12	20-00-00	11 7/8" NI-40x	1	18
B4	17-00-00	1-3/4" x 11-7/8" VERSA-LAM® 2.0 3100 SP	2	2
B3	16-00-00	1-3/4" x 11-7/8" VERSA-LAM® 2.0 3100 SP	3	3
B1	9-00-00	1-3/4" x 11-7/8" VERSA-LAM® 2.0 3100 SP	1	1
B6	9-00-00	1-3/4" x 11-7/8" VERSA-LAM® 2.0 3100 SP	2	4
B7	3-00-00	1-3/4" x 11-7/8" VERSA-LAM® 2.0 3100 SP	2	4
Ca1	192-00-00	1 1/8" x 11 7/8" Rim Board	1	1
Bk1	28-00-00	11 7/8" NI-20	1	1
Bk2	6-00-00	11 7/8" NI-20	1	1

RIMBOARD  
1- 1/8" X 11 7/8" O.S.B.  
SUBFLOOR - 3/4" GLUE & NAILED\*  
APP - AS PER PLAN  
BBO - BEAM BY OTHERS

Connector Summary			
PlotID	Qty	Manuf	Product
H1	1		HGUS5.5/10
H2	18		LF2511
H3	37		LT251188
H4	2		MIT311.88-2

Ceramic tile application as per O.B.C. 9.30.6  
Blocking panels are required over all interior supports  
Squash blocks are required under concentrated loads.

Second Floor Framing

Do not scale - refer to architectural plans for dimensions

MODEL: 4207- EL.A  
- LOT 113



LUMBER DEALER:  
**HOME LUMBER**

SALES REPRESENTATIVE:  
**Derek**

DATE:  
June 16, 2020

MODEL: 4207

Gold Park

Pine Valley

LOCATION:  
**Vaughan**

DRAWN BY:  
NL

REVISIONS:

LEGEND:  
J# Joist Mark  
B# Beam Mark  
Ca # Rimboard  
Bk # Blocking

JT / PL  
**LI**

45147/106682

321254

LOADING

Live 40 psf dead 15 psf

DEFLECTION CRITERIA

Live: L/360 Total L/240

1

OF

2



BC CALC® Member Report

Dry | 1 span | No cant.

June 16, 2020 11:37:09

Build 7493

Job name: 45147(4207a-lot 113)

File name: 321254-A-LOT113.mmdl

Address: Pine Valley

Description: 2nd Floor - Supply/BOM\Flush Beams\B1(i35278)

City, Province, Postal Code: Vaughan, ON

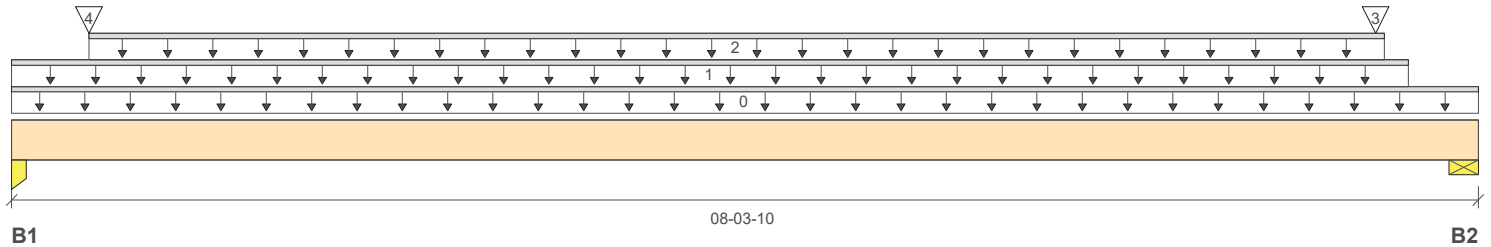
Specifier:

Customer: Gold Park

Designer: NL

Code reports: CCMC 12472-R

Company: Alpa Roof Trusses



Total Horizontal Product Length = 08-03-10

### Reaction Summary (Down / Uplift) (lbs)

Bearing	Live	Dead	Snow	Wind
B1, 5-1/4"	1050 / 0	789 / 0		
B2, 3-7/8"	917 / 0	1013 / 0		

### Load Summary

Tag	Description	Load Type	Ref.	Start	End	Loc.	Live 1.00	Dead 0.65	Snow 1.00	Wind 1.15	Tributary
0	Self-Weight	Unf. Lin. (lb/ft)	L	00-00-00	08-03-10	Top		6			00-00-00
1	Smoothed Load	Unf. Lin. (lb/ft)	L	00-00-00	07-10-14	Top	227	114			n/a
2	User Load	Unf. Lin. (lb/ft)	L	00-05-04	07-09-04	Top		60			n/a
3	-	Conc. Pt. (lbs)	L	07-08-10	07-08-10	Top	144	385			n/a
4	FC1 Floor Material	Conc. Pt. (lbs)	L	00-05-04	00-05-04	Top	22				n/a

### Controls Summary

	Factored Demand	Factored Resistance	Demand/Resistance	Case	Location
Pos. Moment	4051 ft-lbs	17696 ft-lbs	22.9%	1	04-04-14
End Shear	1921 lbs	7232 lbs	26.6%	1	06-11-14
Total Load Deflection	L/999 (0.063")	n/a	n/a	4	04-03-06
Live Load Deflection	L/999 (0.034")	n/a	n/a	5	04-03-06
Max Defl.	0.063"	n/a	n/a	4	04-03-06
Span / Depth	7.7				

### Bearing Supports

	Dim. (LxW)	Demand	Demand/Resistance Support	Demand/Resistance Member	Material
B1	Column 5-1/4" x 1-3/4"	2561 lbs	16.1%	22.8%	Spruce-Pine-Fir
B2	Wall/Plate 3-7/8" x 1-3/4"	2642 lbs	63.3%	31.9%	Spruce-Pine-Fir

### Notes

Design meets Code minimum (L/240) Total load deflection criteria.  
Design meets Code minimum (L/360) Live load deflection criteria.  
Calculations assume member is fully braced.  
Resistance Factor phi has been applied to all presented results per CSA O86.  
BC CALC® analysis is based on Canadian Limit States Design, as per NBCC 2015 and CSA O86.  
Design based on Dry Service Condition.  
Importance Factor : Normal Part code : Part 9



### Disclosure

Use of the Boise Cascade Software is subject to the terms of the End User License Agreement (EULA).  
Completeness and accuracy of input must be reviewed and verified by a qualified engineer or other appropriate expert to assure its adequacy, prior to anyone relying on such output as evidence of suitability for a particular application. The output here is based on building code-accepted design properties and analysis methods.  
Installation of Boise Cascade engineered wood products must be in accordance with current Installation Guide and applicable building codes. To obtain Installation Guide or ask questions, please call (800)232-0788 before installation.

BC CALC®, BC FRAMER®, AJS™, ALLJOIST®, BC RIM BOARD™, BCI®, BOISE GLULAM™, BC FloorValue®, VERSA-LAM®, VERSA-RIM PLUS®,

SE012597

# Triple 1-3/4" x 11-7/8" VERSA-LAM® 2.0 3100 SP

## 2nd Floor - Supply/BOM\Flush Beams\B3(i35325) (Flush Beam)

**PASSED**

BC CALC® Member Report

Dry | 1 span | No cant.

June 16, 2020 11:37:09

Build 7493

Job name: 45147(4207a-lot 113)

File name: 321254-A-LOT113.mmdl

Address: Pine Valley

Description: 2nd Floor - Supply/BOM\Flush Beams\B3(i35325)

City, Province, Postal Code: Vaughan, ON

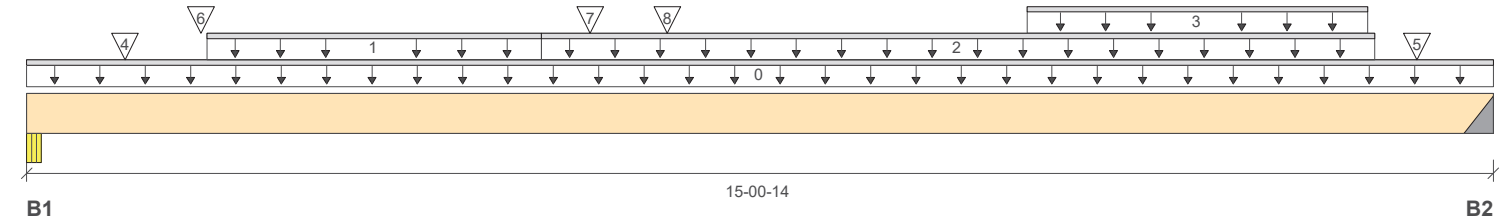
Specifier:

Customer: Gold Park

Designer: NL

Code reports: CCMC 12472-R

Company: Alpa Roof Trusses



Total Horizontal Product Length = 15-00-14

### Reaction Summary (Down / Uplift) (lbs)

Bearing	Live	Dead	Snow	Wind
B1, 5-1/4"	4448 / 0	2366 / 0		
B2, 2"	3537 / 0	2143 / 0		

### Load Summary

Tag	Description	Load Type	Ref.	Start	End	Loc.	Live 1.00	Dead 0.65	Snow 1.00	Wind 1.15	Tributary
0	Self-Weight	Unf. Lin. (lb/ft)	L	00-00-00	15-00-14	Top		18			00-00-00
1	Smoothed Load	Unf. Lin. (lb/ft)	L	01-10-04	05-03-08	Top	740	370			n/a
2	Smoothed Load	Unf. Lin. (lb/ft)	L	05-03-08	13-10-04	Top	292	146			n/a
3	User Load	Unf. Lin. (lb/ft)	L	10-03-06	13-09-06	Top	200	75			n/a
4	-	Conc. Pt. (lbs)	L	01-00-02	01-00-02	Top	775	388			n/a
5	-	Conc. Pt. (lbs)	L	14-03-07	14-03-07	Top	445	552			n/a
6	J11(i35399)	Conc. Pt. (lbs)	L	01-09-08	01-09-08	Top	438	219			n/a
7	J11(i35365)	Conc. Pt. (lbs)	L	05-09-08	05-09-08	Top	398	199			n/a
8	J5(i35434)	Conc. Pt. (lbs)	L	06-07-00	06-07-00	Top	111	56			n/a

### Controls Summary

	Factored Demand	Factored Resistance	Demand/Resistance	Case	Location
Pos. Moment	30034 ft-lbs	55212 ft-lbs	54.4%	1	06-06-04
End Shear	8905 lbs	21696 lbs	41.0%	1	01-05-02
Total Load Deflection	L/313 (0.56")	n/a	76.7%	4	07-07-00
Live Load Deflection	L/481 (0.364")	n/a	74.9%	5	07-07-00
Max Defl.	0.56"	n/a	n/a	4	07-07-00
Span / Depth	14.7				



### Bearing Supports

	Dim. (LxW)	Demand	Demand/Resistance Support	Demand/Resistance Member	Material
B1	Beam 5-1/4" x 5-1/4"	9630 lbs	56.8%	28.6%	Unspecified
B2	Hanger 2" x 5-1/4"	7984 lbs	n/a	62.3%	HGUS5.5/10

### Cautions

Header for the hanger HGUS5.5/10 is a Double 1-3/4" x 11-7/8" LVL Beam.

NAIL ONE PLY TO ANOTHER WITH 3-1/2" SPIRAL NAILS @ 5" O/C,  
STAGGERED IN 2 ROWS

SE012598

BC CALC® Member Report

Dry | 1 span | No cant.

June 16, 2020 11:37:09

Build 7493

Job name: 45147(4207a-lot 113)

File name: 321254-A-LOT113.mmdl

Address: Pine Valley

Description: 2nd Floor - Supply/BOM\Flush Beams\B4(i35305)

City, Province, Postal Code: Vaughan, ON

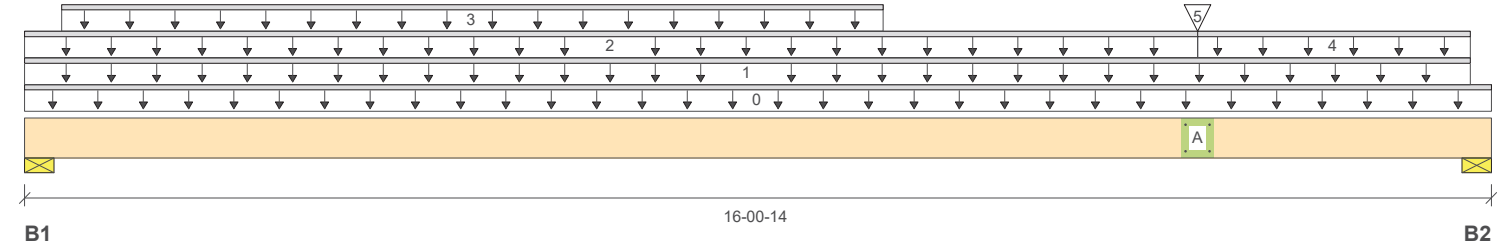
Specifier:

Customer: Gold Park

Designer: NL

Code reports: CCMC 12472-R

Company: Alpa Roof Trusses



Total Horizontal Product Length = 16'-0" x 14"

### Reaction Summary (Down / Uplift) (lbs)

Bearing	Live	Dead	Snow	Wind
B1, 4-3/8"	893 / 0	989 / 0		
B2, 5-1/2"	3144 / 0	2134 / 0		

### Load Summary

Tag	Description	Load Type	Ref.	Start	End	Loc.	Live 1.00	Dead 0.65	Snow 1.00	Wind 1.15	Tributary
0	Self-Weight	Unf. Lin. (lb/ft)	L	00-00-00	16-00-14	Top		12			00-00-00
1	FC1 Floor Material	Unf. Lin. (lb/ft)	L	00-00-00	15-10-02	Top	16	8			n/a
2	FC1 Floor Material	Unf. Lin. (lb/ft)	L	00-00-00	12-10-04	Top	14	7			n/a
3	User Load	Unf. Lin. (lb/ft)	L	00-04-14	09-04-14	Top		60			n/a
4	FC1 Floor Material	Unf. Lin. (lb/ft)	L	12-10-04	15-10-02	Top	23	11			n/a
5	B3(i35325)	Conc. Pt. (lbs)	L	12-10-04	12-10-04	Top	3529	2136			n/a

### Controls Summary

	Factored Demand	Factored Resistance	Demand/Resistance	Case	Location
Pos. Moment	20394 ft-lbs	35392 ft-lbs	57.6%	1	12-10-04
End Shear	7261 lbs	14464 lbs	50.2%	1	14-07-08
Total Load Deflection	L/348 (0.53")	n/a	69.0%	4	08-09-05
Live Load Deflection	L/629 (0.293")	n/a	57.2%	5	08-10-13
Max Defl.	0.53"	n/a	n/a	4	08-09-05
Span / Depth	15.5				



### Bearing Supports

	Dim. (LxW)	Demand	Demand/Resistance Support	Demand/Resistance Member	Material
B1	Wall/Plate 4-3/8" x 3-1/2"	2577 lbs	27.4%	13.8%	Spruce-Pine-Fir
B2	Wall/Plate 5-1/2" x 3-1/2"	7384 lbs	62.4%	31.4%	Spruce-Pine-Fir

### Notes

Design meets Code minimum (L/240) Total load deflection criteria.  
 Design meets Code minimum (L/360) Live load deflection criteria.  
 Calculations assume member is fully braced.  
 Resistance Factor phi has been applied to all presented results per CSA O86.  
 BC CALC® analysis is based on Canadian Limit States Design, as per NBCC 2015 and CSA O86.  
 Design based on Dry Service Condition.  
 Importance Factor : Normal Part code : Part 9

NAIL ONE PLY TO ANOTHER WITH 3-1/2" SPIRAL NAILS @ 12" O/C,  
 STAGGERED IN 2 ROWS

# Double 1-3/4" x 11-7/8" VERSA-LAM® 2.0 3100 SP

## 2nd Floor - Supply/BOM\Flush Beams\B6(i35132) (Flush Beam)

**PASSED**

BC CALC® Member Report

Dry | 1 span | No cant.

June 16, 2020 11:37:09

Build 7493

Job name: 45147(4207a-lot 113)

File name: 321254-A-LOT113.mmdl

Address: Pine Valley

Description: 2nd Floor - Supply/BOM\Flush Beams\B6(i35132)

City, Province, Postal Code: Vaughan, ON

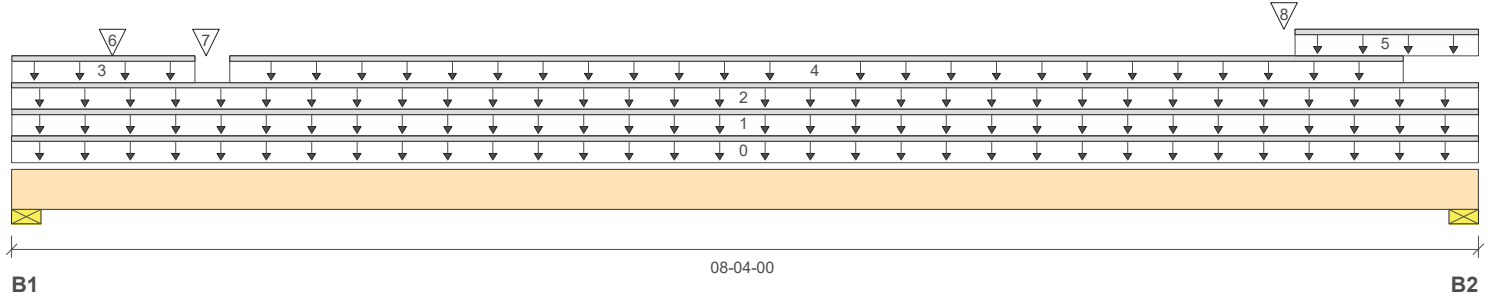
Specifier:

Customer: Gold Park

Designer: NL

Code reports: CCMC 12472-R

Company: Alpa Roof Trusses



### Reaction Summary (Down / Uplift) (lbs)

Bearing	Live	Dead	Snow	Wind
B1, 5-1/2"	1337 / 0	1473 / 0	481 / 0	
B2, 5-1/2"	1147 / 0	1378 / 0	481 / 0	

### Load Summary

Tag	Description	Load Type	Ref.	Start	End	Loc.	Live 1.00	Dead 0.65	Snow 1.00	Wind 1.15	Tributary
0	Self-Weight	Unf. Lin. (lb/ft)	L	00-00-00	08-04-00	Top		12			00-00-00
1	E44(i33289)	Unf. Lin. (lb/ft)	L	00-00-00	08-04-00	Top		101			n/a
2	User Load	Unf. Lin. (lb/ft)	L	00-00-00	08-04-00	Top		35	52		n/a
3	E44(i33289)	Unf. Lin. (lb/ft)	L	00-00-00	01-00-08	Top		42	63		n/a
4	Smoothed Load	Unf. Lin. (lb/ft)	L	01-02-14	07-10-14	Top	310	155			n/a
5	E44(i33289)	Unf. Lin. (lb/ft)	L	07-03-08	08-04-00	Top		42	63		n/a
6	J2(i35095)	Conc. Pt. (lbs)	L	00-06-14	00-06-14	Top	414	207			n/a
7	E44(i33289)	Conc. Pt. (lbs)	L	01-01-04	01-01-04	Top		143	197		n/a
8	E44(i33289)	Conc. Pt. (lbs)	L	07-02-12	07-02-12	Top		143	197		n/a

### Controls Summary

	Factored Demand	Factored Resistance	Demand/Resistance	Case	Location
Pos. Moment	6639 ft-lbs	35392 ft-lbs	18.8%	1	04-06-14
End Shear	3081 lbs	14464 lbs	21.3%	1	06-10-10
Total Load Deflection	L/999 (0.052")	n/a	n/a	35	04-01-14
Live Load Deflection	L/999 (0.029")	n/a	n/a	51	04-01-14
Max Defl.	0.052"	n/a	n/a	35	04-01-14
Span / Depth	7.6				



### Bearing Supports

	Dim. (LxW)	Demand	Demand/Resistance Support	Demand/Resistance Member	Material
B1	Wall/Plate 5-1/2" x 3-1/2"	4329 lbs	36.6%	18.4%	Spruce-Pine-Fir
B2	Wall/Plate 5-1/2" x 3-1/2"	3923 lbs	33.1%	16.7%	Spruce-Pine-Fir

NAIL ONE PLY TO ANOTHER WITH 3-1/2" SPIRAL NAILS @ 10" O/C,  
STAGGERED IN 2 ROWS

SE012600



BC CALC® Member Report

Dry | 1 span | No cant.

June 16, 2020 11:37:09

Build 7493

Job name: 45147(4207a-lot 113)

File name: 321254-A-LOT113.mmdl

Address: Pine Valley

Description: 2nd Floor - Supply/BOM\Flush Beams\B7(i34809)

City, Province, Postal Code: Vaughan, ON

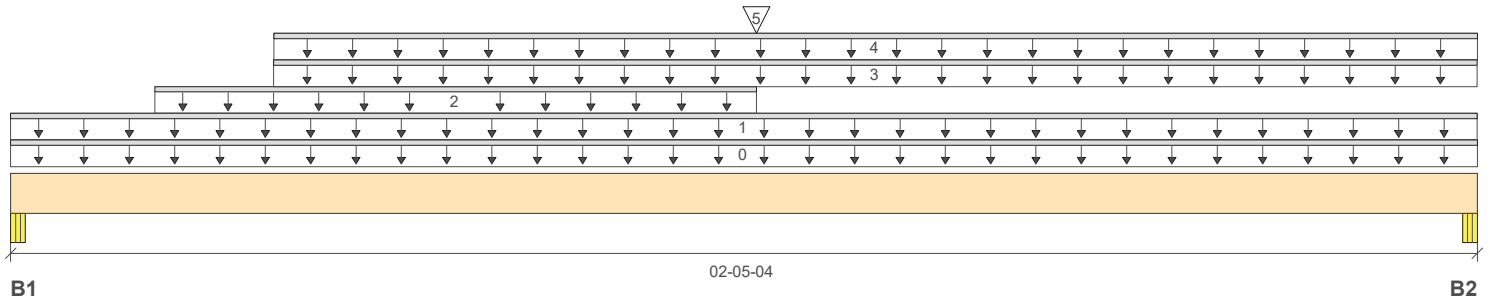
Specifier:

Customer: Gold Park

Designer: NL

Code reports: CCMC 12472-R

Company: Alpa Roof Trusses



Total Horizontal Product Length = 02-05-04

### Reaction Summary (Down / Uplift) (lbs)

Bearing	Live	Dead	Snow	Wind
B1, 5-1/4"	127 / 0	306 / 0	144 / 0	
B2, 3-1/2"	111 / 0	313 / 0	192 / 0	

### Load Summary

Tag	Description	Load Type	Ref.	Start	End	Loc.	Live 1.00	Dead 0.65	Snow 1.00	Wind 1.15	Tributary
0	Self-Weight	Unf. Lin. (lb/ft)	L	00-00-00	02-05-04	Top		12			00-00-00
1	E34(i33291)	Unf. Lin. (lb/ft)	L	00-00-00	02-05-04	Top		101			n/a
2	FC1 Floor Material	Unf. Lin. (lb/ft)	L	00-02-14	01-02-14	Top	6				n/a
3	E34(i33291)	Unf. Lin. (lb/ft)	L	00-05-04	02-05-04	Top		98	147		n/a
4	User Load	Unf. Lin. (lb/ft)	L	00-05-04	02-05-04	Top		14	21		n/a
5	J5(i35046)	Conc. Pt. (lbs)	L	01-02-14	01-02-14	Top	232	116			n/a

### Controls Summary

	Factored Demand	Factored Resistance	Demand/Resistance	Case	Location
Pos. Moment	415 ft-lbs	35392 ft-lbs	1.2%	1	01-02-14
End Shear	156 lbs	14464 lbs	1.1%	11	01-01-14
Total Load Deflection	L/999 (0")	n/a	n/a	35	01-03-07
Live Load Deflection	L/999 (0")	n/a	n/a	51	01-03-07
Max Defl.	0"	n/a	n/a	35	01-03-07
Span / Depth	1.9				



### Bearing Supports

	Dim. (LxW)	Demand	Demand/Resistance Support	Demand/Resistance Member	Material
B1 Beam	5-1/4" x 3-1/2"	725 lbs	6.4%	3.2%	Unspecified
B2 Beam	3-1/2" x 3-1/2"	791 lbs	10.5%	5.3%	Unspecified

### Notes

Design meets Code minimum (L/240) Total load deflection criteria.

Design meets Code minimum (L/360) Live load deflection criteria.

Calculations assume member is fully braced.

Resistance Factor phi has been applied to all presented results per CSA O86.

BC CALC® analysis is based on Canadian Limit States Design, as per NBCC 2015 and CSA O86.

Unbalanced snow loads determined from building geometry were used in selected product's verification.

Design based on Dry Service Condition.

Importance Factor : Normal Part code : Part 9

NAIL ONE PLY TO ANOTHER WITH 3-1/2" SPIRAL NAILS @ 4" O/C,  
STAGGERED IN 2 ROWS

SE012601

BC CALC® Member Report

Dry | 1 span | No cant.

June 16, 2020 11:37:09

Build 7493

Job name: 45147(4207a-lot 113)

File name: 321254-A-LOT113.mmdl

Address: Pine Valley

Description: 1st Floor - Supply/BOM\Flush Beams\B8(i35352)

City, Province, Postal Code: Vaughan, ON

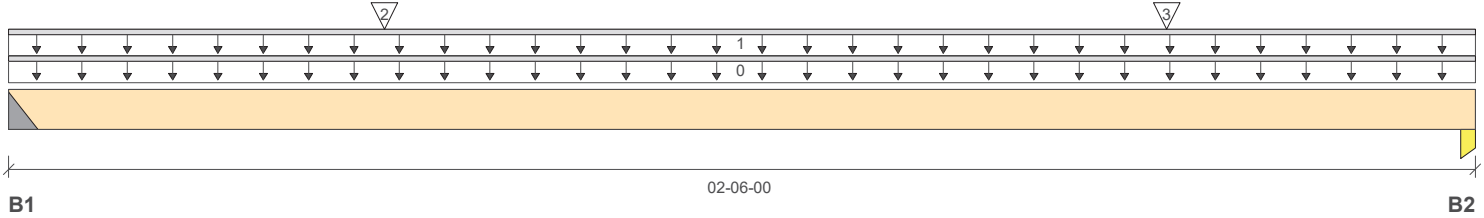
Specifier:

Customer: Gold Park

Designer: NL

Code reports: CCMC 12472-R

Company: Alpa Roof Trusses



**Reaction Summary (Down / Uplift) (lbs)**

Bearing	Live	Dead	Snow	Wind
B1, 2"	28 / 0	94 / 0		
B2, 3"	29 / 0	100 / 0		

### Load Summary

Tag	Description	Load Type	Ref.	Start	End	Loc.	Live	Dead	Snow	Wind	Tributary
0	Self-Weight	Unf. Lin. (lb/ft)	L	00-00-00	02-06-00	Top		6			00-00-00
1	User Load	Unf. Lin. (lb/ft)	L	00-00-00	02-06-00	Top		60			n/a
2	J11(i34230)	Conc. Pt. (lbs)	L	00-07-11	00-07-11	Top	32	16			n/a
3	J11(i35299)	Conc. Pt. (lbs)	L	01-11-11	01-11-11	Top	25	13			n/a

### Controls Summary

	Factored Demand	Factored Resistance	Demand/Resistance	Case	Location
Pos. Moment	65 ft-lbs	11502 ft-lbs	0.6%	0	01-02-03
End Shear	29 lbs	7232 lbs	0.4%	1	01-01-14
Total Load Deflection	L/999 (0")	n/a	n/a	4	01-02-08
Max Defl.	0"	n/a	n/a	4	01-02-08
Span / Depth	2.2				

### Bearing Supports

	Dim. (LxW)	Demand	Demand/Resistance Support	Demand/Resistance Member	Material
B1	Hanger 2" x 1-3/4"	131 lbs	n/a	4.7%	HUS1.81/10
B2	Column 3" x 1-3/4"	140 lbs	2.4%	3.4%	Spruce-Pine-Fir

### Cautions

Header for the hanger HUS1.81/10 is a Single 1-3/4" x 11-7/8" LVL Beam.

### Notes

Design meets Code minimum (L/240) Total load deflection criteria.  
 Calculations assume unbraced length of Top: 00-03-15, Bottom: 00-03-15.  
 Hanger Manufacturer: Unassigned  
 Resistance Factor phi has been applied to all presented results per CSA O86.  
 BC CALC® analysis is based on Canadian Limit States Design, as per NBCC 2015 and CSA O86.  
 Design based on Dry Service Condition.  
 Importance Factor : Normal Part code : Part 9



### Disclosure

Use of the Boise Cascade Software is subject to the terms of the End User License Agreement (EULA). Completeness and accuracy of input must be reviewed and verified by a qualified engineer or other appropriate expert to assure its adequacy, prior to anyone relying on such output as evidence of suitability for a particular application. The output here is based on building code-accepted design properties and analysis methods. Installation of Boise Cascade engineered wood products must be in accordance with current Installation Guide and applicable building codes. To obtain Installation Guide or ask questions, please call (800)232-0788 before installation.

BC CALC®, BC FRAMER®, AJS™, ALLJOIST®, BC RIM BOARD™, BCI®, BOISE GLULAM™, BC FloorValue®, VERSA-LAM®, VERSA-RIM PLUS®,

**SE012602**



BC CALC® Member Report

Dry | 1 span | No cant.

June 16, 2020 11:37:09

Build 7493

Job name: 45147(4207a-lot 113)

File name: 321254-A-LOT113.mmdl

Address: Pine Valley

Description: 1st Floor - Supply/BOM\Flush Beams\B9(i35318)

City, Province, Postal Code: Vaughan, ON

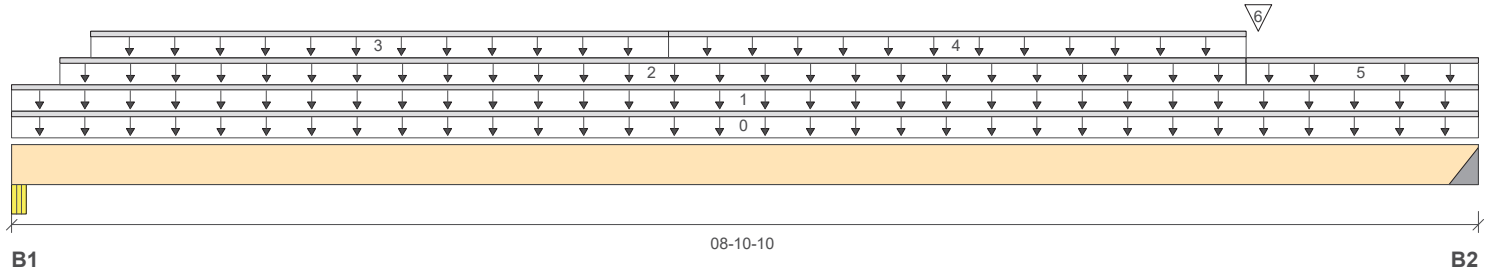
Specifier:

Customer: Gold Park

Designer: NL

Code reports: CCMC 12472-R

Company: Alpa Roof Trusses



### Reaction Summary (Down / Uplift) (lbs)

Bearing	Live	Dead	Snow	Wind
B1, 3-1/2"	690 / 0	301 / 0		
B2, 2"	503 / 0	289 / 0		

### Load Summary

Tag	Description	Load Type	Ref.	Start	End	Loc.	Live 1.00	Dead 0.65	Snow 1.00	Wind 1.15	Tributary
0	Self-Weight	Unf. Lin. (lb/ft)	L	00-00-00	08-10-10	Top		6			00-00-00
1	User Load	Unf. Lin. (lb/ft)	L	00-00-00	08-10-10	Top	27	10			n/a
2	FC2 Floor Material	Unf. Lin. (lb/ft)	L	00-03-08	07-05-12	Top	8	4			n/a
3	User Load	Unf. Lin. (lb/ft)	L	00-05-12	03-11-12	Top	160	60			n/a
4	User Load	Unf. Lin. (lb/ft)	L	03-11-12	07-05-12	Top	80	30			n/a
5	FC2 Floor Material	Unf. Lin. (lb/ft)	L	07-05-12	08-10-10	Top	21	10			n/a
6	B8(i35352)	Conc. Pt. (lbs)	L	07-06-10	07-06-10	Top	27	90			n/a

### Controls Summary

	Factored Demand	Factored Resistance	Demand/ Resistance	Case	Location
Pos. Moment	2761 ft-lbs	17696 ft-lbs	15.6%	1	03-11-12
End Shear	1314 lbs	7232 lbs	18.2%	1	01-03-06
Total Load Deflection	L/999 (0.052")	n/a	n/a	4	04-05-00
Live Load Deflection	L/999 (0.036")	n/a	n/a	5	04-05-00
Max Defl.	0.052"	n/a	n/a	4	04-05-00
Span / Depth	8.6				

Bearing Supports	Dim. (LxW)	Demand	Demand/ Resistance Support	Demand/ Resistance Member	Material
B1 Beam	3-1/2" x 1-3/4"	1412 lbs	37.5%	18.9%	Unspecified
B2 Hanger	2" x 1-3/4"	1116 lbs	n/a	26.1%	LT251188

### Cautions

Header for the hanger LT251188 is a Quadruple 1-3/4" x 11-7/8" LVL Beam.



Build 7493

Job name: 45147(4207a-lot 113)

File name: 321254-A-LOT113.mmdl

Address: Pine Valley

Description: 1st Floor - Supply/BOM\Flush Beams\B10(i35350)

City, Province, Postal Code: Vaughan, ON

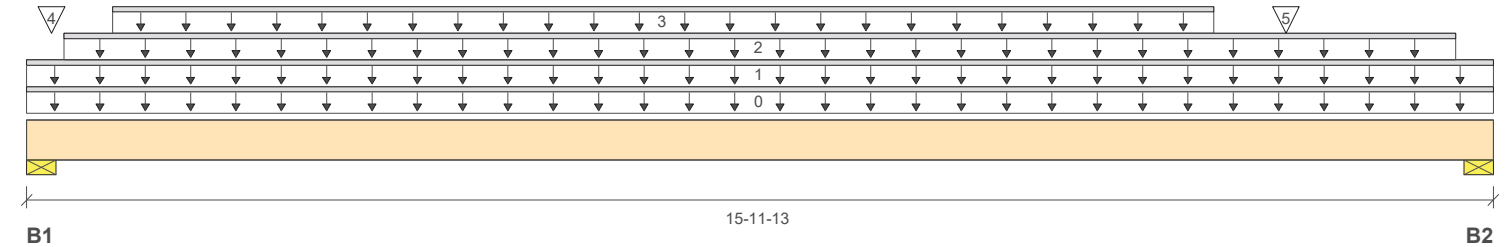
Specifier:

Customer: Gold Park

Designer: NL

Code reports: CCMC 12472-R

Company: Alpa Roof Trusses



Total Horizontal Product Length = 15-11-13

**Reaction Summary (Down / Uplift) (lbs)**

Bearing	Live	Dead	Snow	Wind
B1, 1-13/16"	3139 / 0	2433 / 0		
B2, 2-7/16"	2588 / 0	1979 / 0		

**Load Summary**

Tag	Description	Load Type	Ref.	Start	End	Loc.	Live 1.00	Dead 0.65	Snow 1.00	Wind 1.15	Tributary
0	Self-Weight	Unf. Lin. (lb/ft)	L	00-00-00	15-11-13	Top		24			00-00-00
1	FC2 Floor Material	Unf. Lin. (lb/ft)	L	00-00-00	15-11-13	Top	10	5			n/a
2	User Load	Unf. Lin. (lb/ft)	L	00-04-14	15-06-14	Top	20	70			n/a
3	Smoothed Load	Unf. Lin. (lb/ft)	L	00-11-04	12-11-04	Top	310	155			n/a
4	J3(i35337)	Conc. Pt. (lbs)	L	00-03-04	00-03-04	Top	696	562			n/a
5	-	Conc. Pt. (lbs)	L	13-08-11	13-08-11	Top	772	423			n/a

**Controls Summary**

	Factored Demand	Factored Resistance	Demand/Resistance	Case	Location
Pos. Moment	26343 ft-lbs	73615 ft-lbs	35.8%	1	08-03-04
End Shear	6234 lbs	28927 lbs	21.6%	1	14-09-08
Total Load Deflection	L/437 (0.432")	n/a	54.9%	4	07-11-04
Live Load Deflection	L/764 (0.247")	n/a	47.1%	5	07-11-04
Max Defl.	0.432"	n/a	n/a	4	07-11-04
Span / Depth	15.9				


**Bearing Supports**

	Dim. (LxW)	Demand	Demand/Resistance Support	Demand/Resistance Member	Material
B1	Wall/Plate 1-13/16" x 7"	7750 lbs	97.7%	49.3%	Spruce-Pine-Fir
B2	Wall/Plate 2-7/16" x 7"	6356 lbs	60.6%	30.5%	Spruce-Pine-Fir

**Notes**

Design meets Code minimum (L/240) Total load deflection criteria.  
Design meets Code minimum (L/360) Live load deflection criteria.  
Calculations assume member is fully braced.  
Resistance Factor phi has been applied to all presented results per CSA O86.  
BC CALC® analysis is based on Canadian Limit States Design, as per NBCC 2015 and CSA O86.  
Design based on Dry Service Condition.  
Importance Factor : Normal Part code : Part 9

SDW22634 SIMPSON WOOD SCREW @ 12" O/C, STAGGERED IN 2 ROWS

BC CALC® Member Report

Dry | 1 span | No cant.

June 16, 2020 11:37:09

Build 7493

Job name: 45147(4207a-lot 113)

File name: 321254-A-LOT113.mmdl

Address: Pine Valley

Description: 1st Floor - Supply/BOM\Flush Beams\B11(i35360)

City, Province, Postal Code: Vaughan, ON

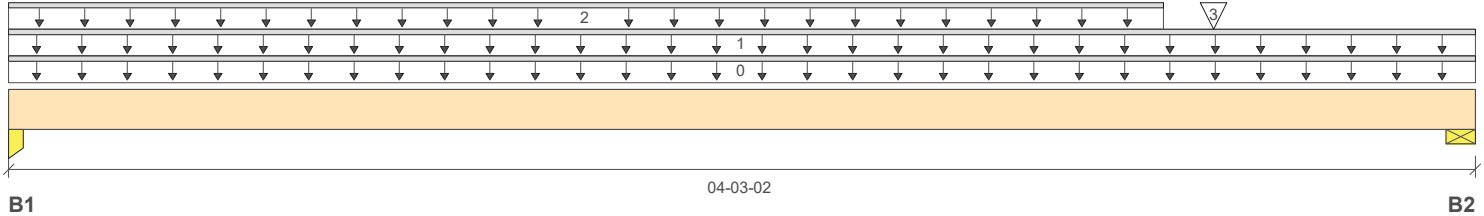
Specifier:

Customer: Gold Park

Designer: NL

Code reports: CCMC 12472-R

Company: Alpa Roof Trusses



Total Horizontal Product Length = 04-03-02

### Reaction Summary (Down / Uplift) (lbs)

Bearing	Live	Dead	Snow	Wind
B1, 1-3/4"	211 / 0	125 / 0		
B2, 2-3/8"	177 / 0	178 / 0		

### Load Summary

Tag	Description	Load Type	Ref.	Start	End	Loc.	Live 1.00	Dead 0.65	Snow 1.00	Wind 1.15	Tributary
0	Self-Weight	Unf. Lin. (lb/ft)	L	00-00-00	04-03-02	Top		12			00-00-00
1	FC3 Floor Material	Unf. Lin. (lb/ft)	L	00-00-00	04-03-02	Top	21	11			n/a
2	User Load	Unf. Lin. (lb/ft)	L	00-00-00	03-04-04	Top	80	30			n/a
3	Pt1(i35330)	Conc. Pt. (lbs)	L	03-06-00	03-06-00	Top	30	106			n/a

### Controls Summary

	Factored Demand	Factored Resistance	Demand/Resistance	Case	Location
Pos. Moment	476 ft-lbs	35392 ft-lbs	1.3%	1	02-02-00
End Shear	340 lbs	14464 lbs	2.3%	1	03-00-14
Total Load Deflection	L/999 (0.001")	n/a	n/a	4	02-01-04
Live Load Deflection	L/999 (0.001")	n/a	n/a	5	02-01-04
Max Defl.	0.001"	n/a	n/a	4	02-01-04
Span / Depth	4.1				



### Bearing Supports

	Dim. (LxW)	Demand	Demand/Resistance Support	Demand/Resistance Member	Material
B1	Column 1-3/4" x 3-1/2"	473 lbs	4.5%	6.3%	Spruce-Pine-Fir
B2	Wall/Plate 2-3/8" x 3-1/2"	487 lbs	9.5%	4.8%	Spruce-Pine-Fir

### Notes

Design meets Code minimum (L/240) Total load deflection criteria.  
Design meets Code minimum (L/360) Live load deflection criteria.  
Calculations assume member is fully braced.  
Resistance Factor phi has been applied to all presented results per CSA O86.  
BC CALC® analysis is based on Canadian Limit States Design, as per NBCC 2015 and CSA O86.  
Design based on Dry Service Condition.  
Importance Factor : Normal Part code : Part 9

NAIL ONE PLY TO ANOTHER WITH 3-1/2" SPIRAL NAILS @ 6" O/C,  
STAGGERED IN 2 ROWS

BC CALC® Member Report

Dry | 1 span | No cant.

June 16, 2020 11:37:09

Build 7493

Job name: 45147(4207a-lot 113)

File name: 321254-A-LOT113.mmdl

Address: Pine Valley

Description: 1st Floor - Supply/BOM\Flush Beams\B12(i35347)

City, Province, Postal Code: Vaughan, ON

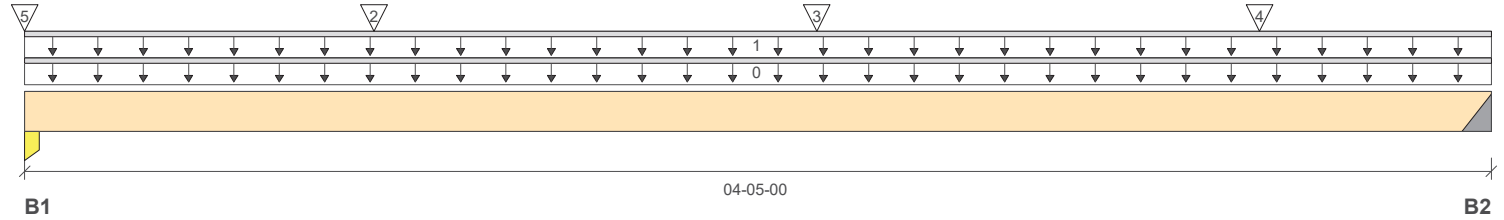
Specifier:

Customer: Gold Park

Designer: NL

Code reports: CCMC 12472-R

Company: Alpa Roof Trusses



Total Horizontal Product Length = 04-05-00

### Reaction Summary (Down / Uplift) (lbs)

Bearing	Live	Dead	Snow	Wind
B1, 3-1/2"	168 / 0	232 / 0		
B2, 2"	177 / 0	231 / 0		

### Load Summary

Tag	Description	Load Type	Ref.	Start	End	Loc.	Live 1.00	Dead 0.65	Snow 1.00	Wind 1.15	Tributary
0	Self-Weight	Unf. Lin. (lb/ft)	L	00-00-00	04-05-00	Top		6			00-00-00
1	User Load	Unf. Lin. (lb/ft)	L	00-00-00	04-05-00	Top		60			n/a
2	J9(i35303)	Conc. Pt. (lbs)	L	01-00-10	01-00-10	Top	106	53			n/a
3	J9(i35328)	Conc. Pt. (lbs)	L	02-04-10	02-04-10	Top	118	59			n/a
4	J9(i35284)	Conc. Pt. (lbs)	L	03-08-10	03-08-10	Top	109	55			n/a
5	User Load	Conc. Pt. (lbs)	L	00-00-00	00-00-00	Top	12				n/a

### Controls Summary

	Factored Demand	Factored Resistance	Demand/Resistance	Case	Location
Pos. Moment	587 ft-lbs	17696 ft-lbs	3.3%	1	02-04-10
End Shear	361 lbs	7232 lbs	5.0%	1	01-03-06
Total Load Deflection	L/999 (0.003")	n/a	n/a	4	02-03-06
Live Load Deflection	L/999 (0.001")	n/a	n/a	5	02-03-06
Max Defl.	0.003"	n/a	n/a	4	02-03-06
Span / Depth	4.1				



### Bearing Supports

B1	Column	3-1/2" x 1-3/4"	542 lbs	5.1%	7.3%	Spruce-Pine-Fir
B2	Hanger	2" x 1-3/4"	553 lbs	n/a	13.0%	HUS1.81/10

### Cautions

Header for the hanger HUS1.81/10 is a Single 1-3/4" x 11-7/8" LVL Beam.

### Notes

Design meets Code minimum (L/240) Total load deflection criteria.  
 Design meets Code minimum (L/360) Live load deflection criteria.  
 Calculations assume member is fully braced.  
 Hanger Manufacturer: Unassigned  
 Resistance Factor phi has been applied to all presented results per CSA O86.  
 BC CALC® analysis is based on Canadian Limit States Design, as per NBCC 2015 and CSA O86.  
 Design based on Dry Service Condition.  
 Importance Factor : Normal Part code : Part 9

### Disclosure

Use of the Boise Cascade Software is subject to the terms of the End User License Agreement (EULA).  
 Completeness and accuracy of input must be reviewed and verified by a qualified engineer or other appropriate expert to assure its adequacy, prior to anyone relying on such output as evidence of suitability for a particular application. The output here is based on building code-accepted design properties and analysis methods.  
 Installation of Boise Cascade engineered wood products must be in accordance with current Installation Guide and applicable building codes. To obtain Installation Guide or ask questions, please call (800)232-0788 before installation.

BC CALC®, BC FRAMER®, AJS™, ALLJOIST®, BC RIM BOARD™, BCI®, BOISE GLULAM™, BC FloorValue®, VERSA-LAM®, VERSA-RIM PLUS®,

**SE012606**

BC CALC® Member Report

Dry | 1 span | No cant.

June 16, 2020 11:37:09

Build 7493

Job name: 45147(4207a-lot 113)

File name: 321254-A-LOT113.mmdl

Address: Pine Valley

Description: 1st Floor - Supply/BOM\Flush Beams\B13(i35313)

City, Province, Postal Code: Vaughan, ON

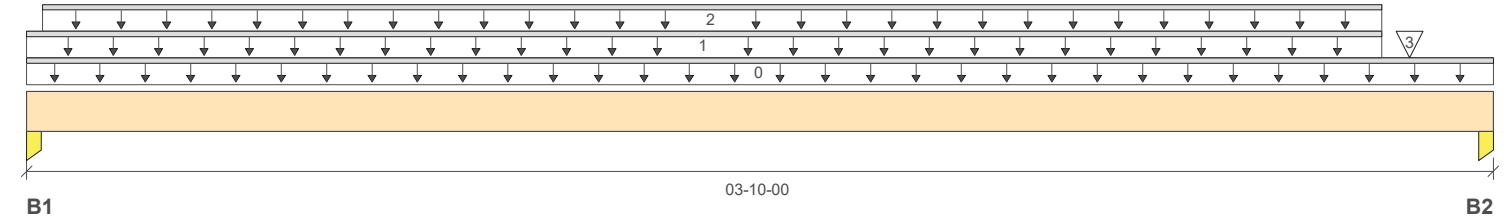
Specifier:

Customer: Gold Park

Designer: NL

Code reports: CCMC 12472-R

Company: Alpa Roof Trusses



Total Horizontal Product Length = 03-10-00

### Reaction Summary (Down / Uplift) (lbs)

Bearing	Live	Dead	Snow	Wind
B1, 1-3/4"	376 / 0	154 / 0		
B2, 3-1/2"	527 / 0	372 / 0		

### Load Summary

Tag	Description	Load Type	Ref.	Start	End	Loc.	Live	Dead	Snow	Wind	Tributary
0	Self-Weight	Unf. Lin. (lb/ft)	L	00-00-00	03-10-00	Top	1.00	0.65	1.00	1.15	00-00-00
1	FC3 Floor Material	Unf. Lin. (lb/ft)	L	00-00-00	03-06-08	Top	9	4			n/a
2	User Load	Unf. Lin. (lb/ft)	L	00-00-08	03-06-08	Top	200	75			n/a
3	B12(i35347)	Conc. Pt. (lbs)	L	03-07-06	03-07-06	Top	173	225			n/a

### Controls Summary

	Factored Demand	Factored Resistance	Demand/Resistance	Case	Location
Pos. Moment	650 ft-lbs	17696 ft-lbs	3.7%	1	01-10-02
End Shear	297 lbs	7232 lbs	4.1%	1	01-01-10
Total Load Deflection	L/999 (0.002")	n/a	n/a	4	01-10-02
Live Load Deflection	L/999 (0.001")	n/a	n/a	5	01-10-02
Max Defl.	0.002"	n/a	n/a	4	01-10-02
Span / Depth	3.6				



### Bearing Supports

	Dim. (LxW)	Demand	Demand/Resistance Support	Demand/Resistance Member	Material
B1	Column 1-3/4" x 1-3/4"	757 lbs	14.2%	20.3%	Spruce-Pine-Fir
B2	Column 3-1/2" x 1-3/4"	1255 lbs	11.8%	16.8%	Spruce-Pine-Fir

### Notes

Design meets Code minimum (L/240) Total load deflection criteria.  
Design meets Code minimum (L/360) Live load deflection criteria.  
Calculations assume member is fully braced.  
Resistance Factor phi has been applied to all presented results per CSA O86.  
BC CALC® analysis is based on Canadian Limit States Design, as per NBCC 2015 and CSA O86.  
Design based on Dry Service Condition.  
Importance Factor : Normal Part code : Part 9

### Disclosure

Use of the Boise Cascade Software is subject to the terms of the End User License Agreement (EULA). Completeness and accuracy of input must be reviewed and verified by a qualified engineer or other appropriate expert to assure its adequacy, prior to anyone relying on such output as evidence of suitability for a particular application. The output here is based on building code-accepted design properties and analysis methods. Installation of Boise Cascade engineered wood products must be in accordance with current Installation Guide and applicable building codes. To obtain Installation Guide or ask questions, please call (800)232-0788 before installation.

BC CALC®, BC FRAMER®, AJS™, ALLJOIST®, BC RIM BOARD™, BCI®, BOISE GLULAM™, BC FloorValue®, VERSA-LAM®, VERSA-RIM PLUS®,

SE012607



BC CALC® Member Report

Dry | 1 span | No cant.

June 16, 2020 11:37:09

Build 7493

Job name: 45147(4207a-lot 113)

File name: 321254-A-LOT113.mmdl

Address: Pine Valley

Description: 1st Floor - Supply/BOM\Flush Beams\B14(i35314)

City, Province, Postal Code: Vaughan, ON

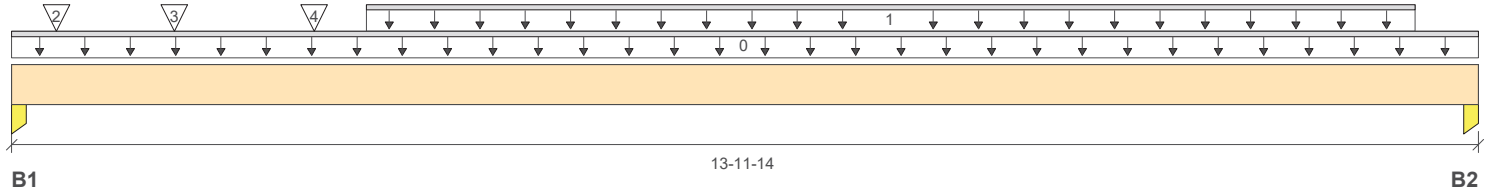
Specifier:

Customer: Gold Park

Designer: NL

Code reports: CCMC 12472-R

Company: Alpa Roof Trusses



**Total Horizontal Product Length = 13-11-14**

### Reaction Summary (Down / Uplift) (lbs)

Bearing	Live	Dead	Snow	Wind
B1, 3-1/2"	1124 / 0	604 / 0		
B2, 2-3/8"	1028 / 0	556 / 0		

### Load Summary

Tag	Description	Load Type	Ref.	Start	End	Loc.	Live	Dead	Snow	Wind	Tributary
0	Self-Weight	Unf. Lin. (lb/ft)	L	00-00-00	13-11-14	Top	1.00	0.65	1.00	1.15	00-00-00
1	Smoothed Load	Unf. Lin. (lb/ft)	L	03-04-10	13-04-10	Top	162	81			n/a
2	J7(i35276)	Conc. Pt. (lbs)	L	00-05-02	00-05-02	Top	142	71			n/a
3	J7(i35274)	Conc. Pt. (lbs)	L	01-06-10	01-06-10	Top	200	100			n/a
4	J7(i35319)	Conc. Pt. (lbs)	L	02-10-10	02-10-10	Top	190	95			n/a

### Controls Summary

	Factored Demand	Factored Resistance	Demand/Resistance	Case	Location
Pos. Moment	8172 ft-lbs	17696 ft-lbs	46.2%	1	06-10-10
End Shear	2199 lbs	7232 lbs	30.4%	1	12-09-10
Total Load Deflection	L/415 (0.394")	n/a	57.9%	4	07-01-10
Live Load Deflection	L/637 (0.256")	n/a	56.5%	5	07-01-10
Max Defl.	0.394"	n/a	n/a	4	07-01-10
Span / Depth	13.8				



### Bearing Supports

	Dim. (LxW)	Demand	Demand/Resistance Support	Demand/Resistance Member	Material
B1	Column 3-1/2" x 1-3/4"	2441 lbs	23.0%	32.7%	Spruce-Pine-Fir
B2	Column 2-3/8" x 1-3/4"	2237 lbs	31.0%	44.1%	Spruce-Pine-Fir

### Notes

Design meets Code minimum (L/240) Total load deflection criteria.  
 Design meets Code minimum (L/360) Live load deflection criteria.  
 Calculations assume member is fully braced.  
 Resistance Factor phi has been applied to all presented results per CSA O86.  
 BC CALC® analysis is based on Canadian Limit States Design, as per NBCC 2015 and CSA O86.  
 Design based on Dry Service Condition.  
 Importance Factor : Normal Part code : Part 9

### Disclosure

Use of the Boise Cascade Software is subject to the terms of the End User License Agreement (EULA). Completeness and accuracy of input must be reviewed and verified by a qualified engineer or other appropriate expert to assure its adequacy, prior to anyone relying on such output as evidence of suitability for a particular application. The output here is based on building code-accepted design properties and analysis methods. Installation of Boise Cascade engineered wood products must be in accordance with current Installation Guide and applicable building codes. To obtain Installation Guide or ask questions, please call (800)232-0788 before installation.

BC CALC®, BC FRAMER®, AJS™, ALLJOIST®, BC RIM BOARD™, BCI®, BOISE GLULAM™, BC FloorValue®, VERSA-LAM®, VERSA-RIM PLUS®,

**SE012608**