FRONT ELEVATION 'A'

FRONT ELEVATION 'B'

FRONT ELEVATION 'C'

UNIT 5009- 'THE ASPEN'

SB-12 ENERGY EFFICIENCY DESIGN MATRIX

PRESCRIPTIVE COMPLIANCE	SB-12 (SECTION 3.1.1) TABLE 3.1.1.2.A	
PACKAGE A1	SPACE HEATING FUEL	
	■ GAS	☐ OIL
	☐ ELECTRIC	☐ PROPANE
	☐ EARTH	☐ SOLID FUEL

BUILDING COMPONENT	REQUIRED	PROPOSED
INSULATION RSI (R) VALUE		
CEILING W/ ATTIC SPACE	10.56 (R60)	10.56 (R60)
CEILING W/O ATTIC SPACE	5.46 (R31)	5.46 (R31)
EXPOSED FLOOR	5.46 (R31)	5.46 (R31)
WALLS ABOVE GRADE	3.87 (R22)	3.87 (R22)
BASEMENT WALLS * PROPOSED VALUES MAY BE SUBSTITUTED W/ 2.11+1.76ci (R12+R10ci)	3.52 ci (R20 ci) *	3.52 ci (R20 ci) *
BELOW GRADE SLAB ENTIRE SURFACE > 600mm BELOW GRADE	-	-
EDGE OF BELOW GRADE SLAB ≤ 600mm BELOW GRADE	1.76 (R10)	1.76 (R10)
HEATED SLAB OR SLAB ≤ 600mm BELOW GRADE	1.76 (R10)	1.76 (R10)
WINDOWS & DOORS		
WINDOWS/SLIDING GLASS DOORS (MAX U-VALUE)	1.6	1.6
SKYLIGHTS (MAX. U-VALUE)	2.8	2.8
APPLIANCE EFFICIENCY		
SPACE HEATING EQUIP. (AFUE%)	96%	96%
HRV EFFICIENCY (%)	75%	75%
DHW HEATER (EF)	0.8	0.8

AREA CALCULATIONS	EL. 'A' STD	EL. 'A' OPT. PLAN	EL. 'B' STD. PLAN	EL. 'B' OPT. PLAN	EL. 'C' STD. PLAN	EL. 'C' OPT. PLAN
GROUND FLOOR AREA	1672 sq. ft.	1672 sq. ft.	1659 sq. ft.	1659 sq. ft.	1659 sq. ft.	1659 sq. ft.
SECOND FLOOR AREA	2079 sq. ft.	2079 sq. ft.	2065 sq. ft.	2065 sq. ft.	2083 sq. ft.	2083 sq. ft.
SUBTOTAL	3751 sq. ft.	3751 sq. ft.	3724 sq. ft.	3724 sq. ft.	3742 sq. ft.	3742 sq. ft.
DEDUCT ALL OPEN AREAS	52 sq. ft.	7 sq. ft.	52 sq. ft.	7 sq. ft.	52 sq. ft.	7 sq. ft.
TOTAL NET AREA	3699 sq. ft. (343.65 sq. m.)	3744 sq. ft. (347.83 sq. m.)	3672 sq. ft. (341.14 sq. m.)	3717 sq. ft. (345.32 sq. m.)	3690 sq. ft. (342.81 sq. m.)	3735 sq. ft. (346.99 sq. m.)
FINISHED BASEMENT AREA	40 sq. ft.	40 sq. ft.	40 sq. ft.	40 sq. ft.	40 sq. ft.	40 sq. ft.
COVERAGE W/OUT PORCH	2235 sq. ft. (207.64 sq. m.)	2235 sq. ft. (207.64 sq. m.)	2223 sq. ft. (206.52 sq. m.)	2223 sq. ft. (206.52 sq. m.)	2223 sq. ft. (206.52 sq. m.)	2223 sq. ft. (206.52 sq. m.)
COVERAGE (+155 SQ.FT OPT. LOGGIA) W/ PORCH	2291 sq. ft. (212.84 sq. m.)	2291 sq. ft. (212.84 sq. m.)	2278 sq. ft. (211.63 sq. m.)	2278 sq. ft. (211.63 sq. m.)	2279 sq. ft. (211.73 sq. m.)	2279 sq. ft. (211.73 sq. m.)
WINDOW / WALL AREA CALCULATIONS	EL. 'A' STD. PLAN	EL. 'A' OPT. PLAN	EL. 'B' STD. PLAN	EL. 'B' OPT. PLAN	EL. 'C' STD. PLAN	EL. 'C' OPT. PLAN
GROSS WALL AREA	4330 sq. ft. (402.27 sq. m.)	4330 sq. ft. (402.27 sq. m.)	4295 sq. ft. (399.02 sq. m.)	4295 sq. ft. (399.02 sq. m.)	4275 sq. ft. (397.16 sq. m.)	4275 sq. ft. (397.16 sq. m.)
GROSS WINDOW AREA (INCL. GLASS DOORS & SKYLIGHTS)	532 sq. ft. (49.42 sq. m.)	542 sq. ft. (50.35 sq. m.)	567 sq. ft. (52.68 sq. m.)	576 sq. ft. (53.51 sq. m.)	697 sq. ft. (64.75 sq. m.)	706 sq. ft. (65.59 sq. m.)
TOTAL WINDOW %	12.29 %	12.52 %	13.20 %	13.41 %	16.30 %	16.51 %

1 - TITLE PAGE
2 - BASEMENT PLAN, ELEV. 'A'
3 - GROUND FLOOR PLAN, ELEV. 'A'
4 - SECOND FLOOR PLAN, ELEV. 'A'
5 - ALT. SECOND FLOOR PLAN, ELEV. 'A'
6 - PART. FLOOR PLANS, ELEV. 'B'
7 - PART. FLOOR PLANS, ELEV. 'B'
8 - PART. FLOOR PLANS, ELEV. 'C'
9 - PART. FLOOR PLANS, ELEV. 'C'
10 - FRONT ELEVATION 'A'
11 - LEFT SIDE ELEVATION 'A'
12 - RIGHT SIDE ELEVATION 'A'
13 - REAR ELEVATION 'A' ('B' & 'C' SIMILAR)
14 - FRONT ELEVATION 'B'
15 - LEFT SIDE ELEVATION 'B'
16 - RIGHT SIDE ELEVATION 'B'
17 - FRONT ELEVATION 'C'
18 - LEFT SIDE ELEVATION 'C'
19 - RIGHT SIDE ELEVATION 'C'
20 - CROSS SECTION 'A-A'
21 - CONSTRUCTION NOTES 1
22 - CONSTRUCTION NOTES 2

GOLDPARK WORTH MORE™

PINE VALLEY FOREVERGREEN

REVISIONS	DATE (YYYY/MM/DD)	BY
7. -	-	-
6. -	-	-
5. -	-	-
4. -	-	-
3. -	-	-
2. REVISED AS PER CLIENT COMMENTS	2020.05.27	NEA
1. ISSUED FOR CLIENT REVIEW	2020.05.12	AW

PRELIMINARY

TITLE PAGE

THE UNDERSIGNED HAS REVIEWED AND TAKES RESPONSIBILITY FOR THIS DESIGN AND HAS THE QUALIFICATIONS AND MEETS THE REQUIREMENTS SET OUT IN THE ONTARIO BUILDING CODE TO BE A DESIGNER.

QUALIFICATION INFORMATION

NAME	SIGNATURE	BCIN
Allan Whiting		23177

REGISTRATION INFORMATION

HUNT DESIGN ASSOCIATES INC. 19695

HUNT DESIGN ASSOCIATES INC.
www.huntdesign.ca

GOLDPARK HOMES - 217020
PINE VALLEY, VAUGHAN ONT.

UNIT 5009- THE ASPEN
REV.2020.05.27

Drawn By	Checked By	Scale	File Number	Page Number
NEA	AW	3/16"=1'-0"	217020WS5009	1 of 22

8966 Woodbine Ave., Suite 200, Markham, ON L3R 0J7 T 905.737.5133 F 905.737.7326

All drawings specifications related documents and design are the copyright property of Hunt Design Associates (H.D.A). Reproduction of this property in whole or in part is strictly prohibited without H.D.A.'s written permission (H.D.A. assumes no responsibility or liability for this property unless it bears the appropriate BCIN number and original signature.)

AWHITING | MON JUN 1/20 06:12 PM | K:\PROJECTS\2017\217020.GOLD\WORKING\SINGLES\50\217020WS5009-ASPEN.DWG

PROVIDE SOLID WOOD BLOCKING @ 24" O.C. FOR FIRST JOIST SPAN WHEN PARALLEL W/ EXTERIOR WALL

REFER TO FLOOR JOIST MANUFACTURER'S DRAWINGS FOR LAYOUT, SPACING, BLOCKING & STRAPPING REQUIREMENTS, INSTALLATION DETAILS AND HANGER SIZES, & SUBFLOOR THICKNESS

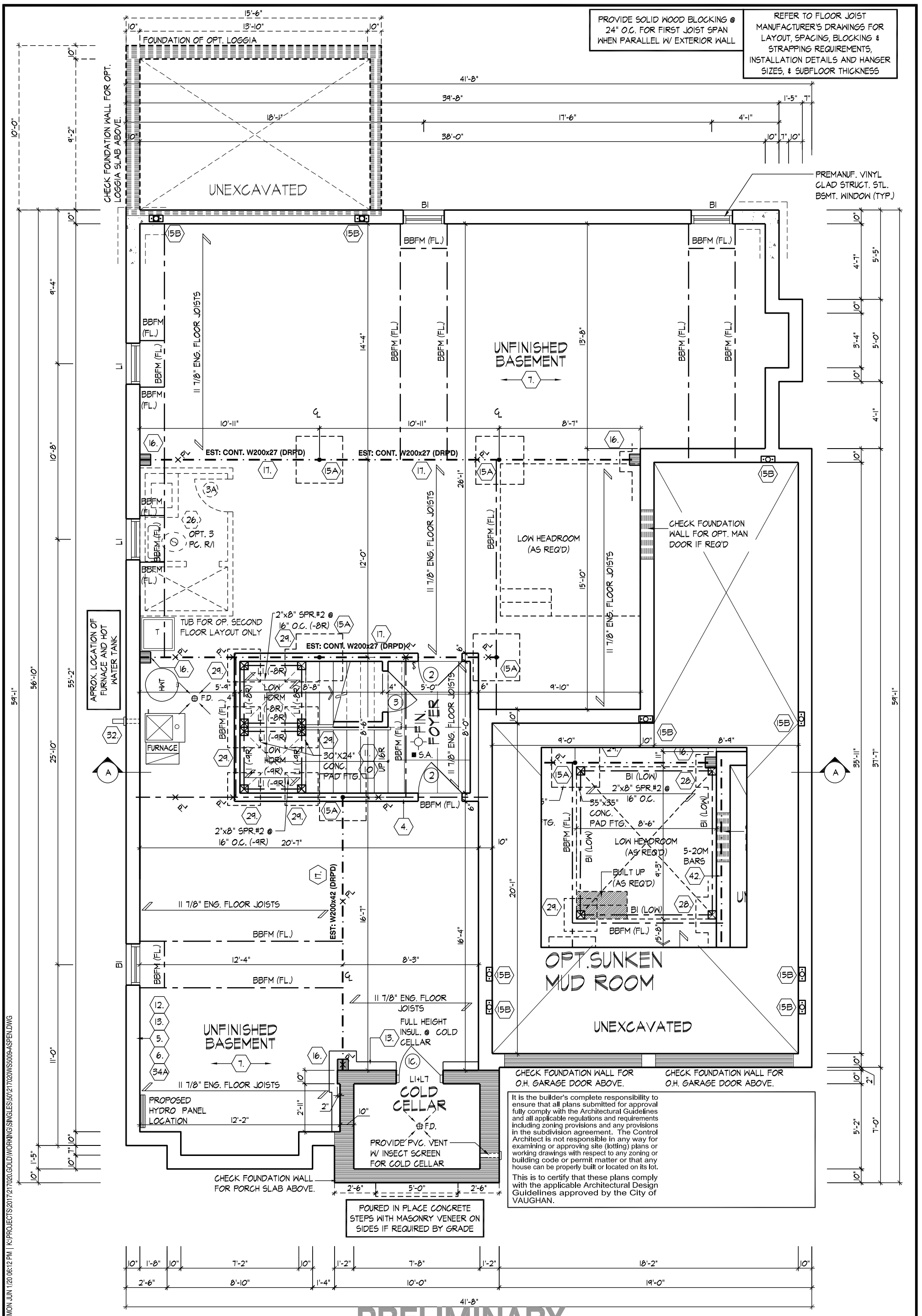

It is the builder's complete responsibility to ensure that all plans submitted for approval fully comply with the Architectural Guidelines and all applicable regulations and requirements including zoning provisions and any provisions in the subdivision agreement. The Control Architect is not responsible in any way for examining or approving site (lotting) plans or working drawings with respect to any zoning or building code or permit matter or that any house can be properly built or located on its lot.

This is to certify that these plans comply with the applicable Architectural Design Guidelines approved by the City of VAUGHAN.

BASEMENT PLAN, ELEV. 'A'

-PRELIMINARY-

BASEMENT PLAN, ELEV. 'A'

THE UNDERSIGNED HAS REVIEWED AND TAKES RESPONSIBILITY FOR THIS DESIGN AND HAS THE QUALIFICATIONS AND MEETS THE REQUIREMENTS SET OUT IN THE ONTARIO BUILDING CODE TO BE A DESIGNER.

QUALIFICATION INFORMATION

NAME	SIGNATURE	BCIN
Allan Whiting		23177

REGISTRATION INFORMATION

HUNT DESIGN ASSOCIATES INC. 19695

HUNT DESIGN ASSOCIATES INC.

www.huntdesign.ca

GOLDPARK HOMES - 217020
PINE VALLEY, VAUGHAN ONT.

UNIT 5009- THE ASPEN
REV.2020.05.27

Drawn By	Checked By	Scale	File Number	Page Number
NEA	AW	3/16"=1'-0"	217020WS5009	2 of 22

8966 Woodbine Ave., Suite 200, Markham, ON L3R 0J7 T 905.737.5133 F 905.737.7326

All drawings specifications related documents and design are the copyright property of Hunt Design Associates (H.D.A). Reproduction of this property in whole or in part is strictly prohibited without H.D.A.'s written permission (H.D.A. assumes no responsibility or liability for this property unless it bears the appropriate BCIN number and original signature.)

AWHITING | MON JUN 1/20 06:12 PM | K:\PROJECTS\2017\217020.GOLD\WORKING\SINGLES\50\217020WS5009-ASPEN.DWG

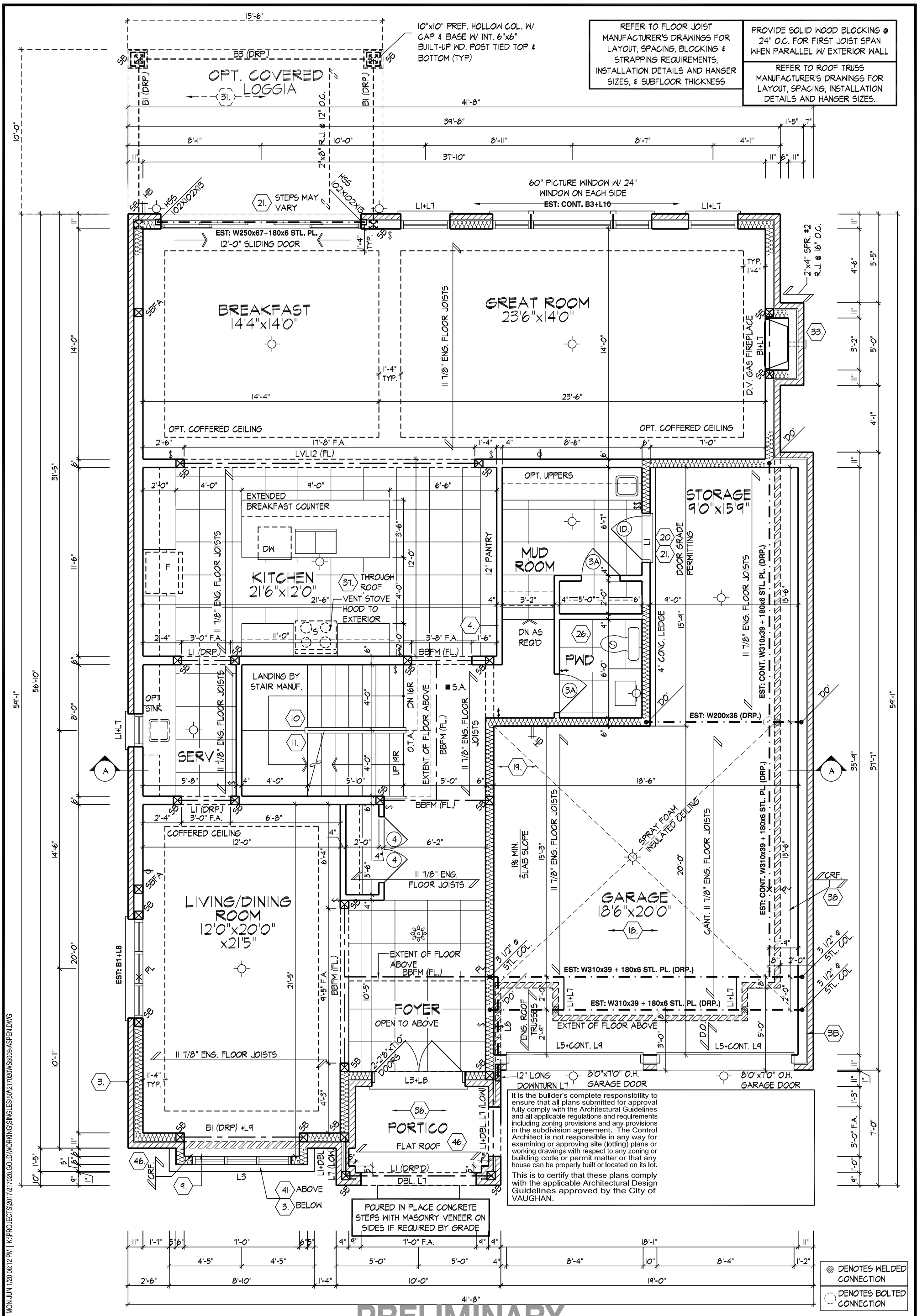

REFER TO FLOOR JOIST MANUFACTURER'S DRAWINGS FOR LAYOUT, SPACING, BLOCKING & STRAPPING REQUIREMENTS, INSTALLATION DETAILS AND HANGER SIZES, & SUBFLOOR THICKNESS

PROVIDE SOLID WOOD BLOCKING @ 24" O.C. FOR FIRST JOIST SPAN WHEN PARALLEL W/ EXTERIOR WALL

REFER TO ROOF TRUSS MANUFACTURER'S DRAWINGS FOR LAYOUT, SPACING, INSTALLATION DETAILS AND HANGER SIZES.

It is the builder's complete responsibility to ensure that all plans submitted for approval fully comply with the Architectural Guidelines and all applicable regulations and requirements including zoning provisions and any provisions in the subdivision agreement. The Control Architect is not responsible in any way for examining or approving site (lotting) plans or working drawings with respect to any zoning or building code or permit matter or that any house can be properly built or located on its lot.

This is to certify that these plans comply with the applicable Architectural Design Guidelines approved by the City of VAUGHAN.

DENOTES WELDED CONNECTION

DENOTES BOLTED CONNECTION

-PRELIMINARY-

GROUND FLOOR PLAN, ELEV. 'A'

GROUND FLOOR PLAN, ELEV. 'A'

AWHITING | MON JUN 1/20 06:12 PM | K:\PROJECTS\2017\217020.GOLD\WORKING\SINGLES\50'\217020WS5009-ASPEN.DWG

THE UNDERSIGNED HAS REVIEWED AND TAKES RESPONSIBILITY FOR THIS DESIGN AND HAS THE QUALIFICATIONS AND MEETS THE REQUIREMENTS SET OUT IN THE ONTARIO BUILDING CODE TO BE A DESIGNER.

QUALIFICATION INFORMATION

NAME	SIGNATURE	BCIN
Allan Whiting		23177

REGISTRATION INFORMATION

HUNT DESIGN ASSOCIATES INC.	19695

HUNT DESIGN ASSOCIATES INC.

www.huntdesign.ca

GOLDPARK HOMES - 217020

PINE VALLEY, VAUGHAN ONT.

UNIT 5009- THE ASPEN

REV.2020.05.27

Drawn By	Checked By	Scale	File Number	Page Number
NEA	AW	3/16"=1'-0"	217020WS5009	3 of 22

8966 Woodbine Ave., Suite 200, Markham, ON L3R 0J7 T 905.737.5133 F 905.737.7326

All drawings specifications related documents and design are the copyright property of Hunt Design Associates (H.D.A). Reproduction of this property in whole or in part is strictly prohibited without H.D.A.'s written permission (H.D.A. assumes no responsibility or liability for this property unless it bears the appropriate BCIN number and original signature.)

REFER TO ROOF TRUSS MANUFACTURER'S DRAWINGS FOR LAYOUT, SPACING, INSTALLATION DETAILS AND HANGER SIZES.

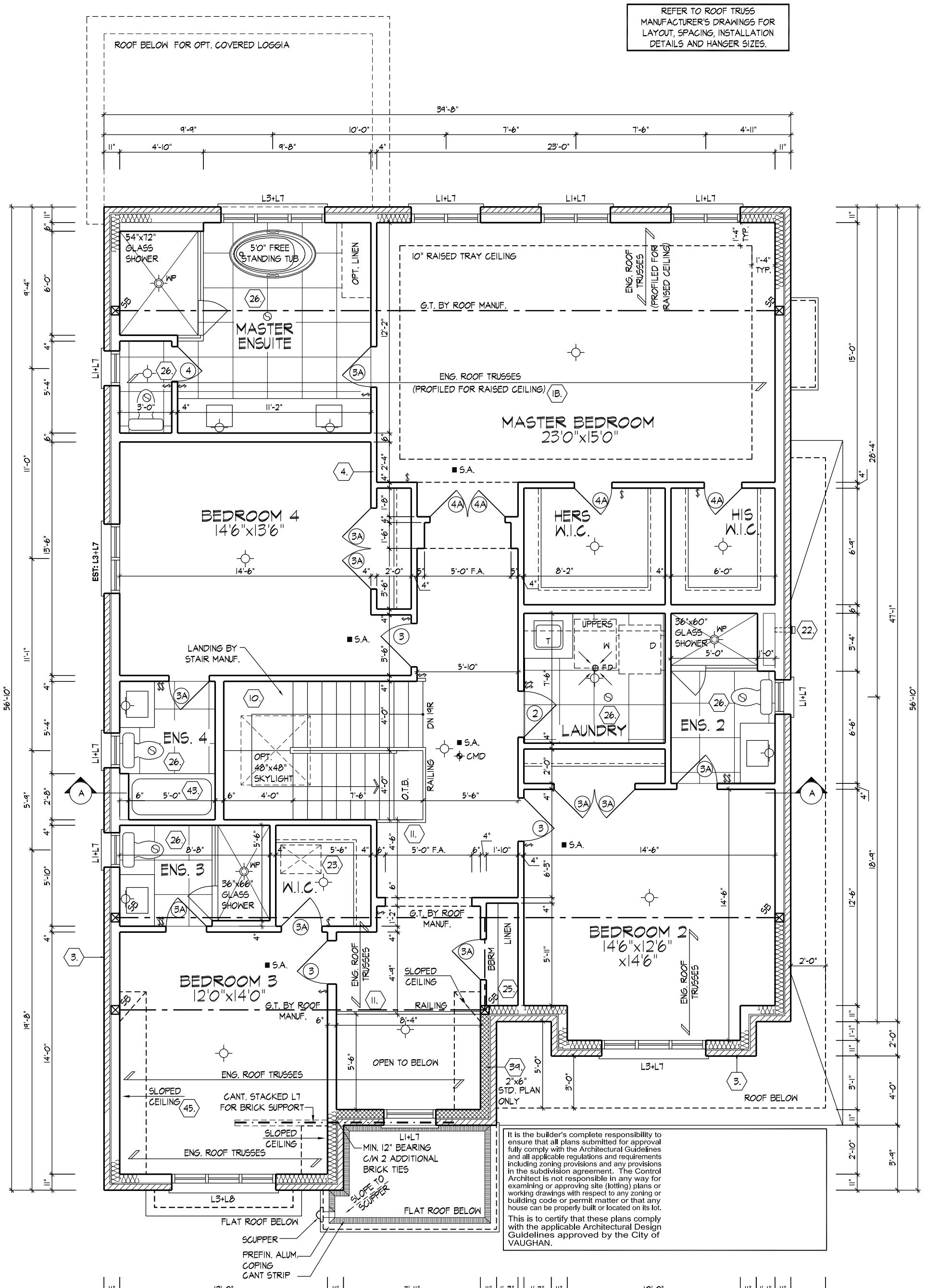

It is the builder's complete responsibility to ensure that all plans submitted for approval fully comply with the Architectural Guidelines and all applicable regulations and requirements including zoning provisions and any provisions in the subdivision agreement. The Control Architect is not responsible in any way for examining or approving site (lotting) plans or working drawings with respect to any zoning or building code or permit matter or that any house can be properly built or located on its lot.

This is to certify that these plans comply with the applicable Architectural Design Guidelines approved by the City of VAUGHAN.

-PRELIMINARY-

SECOND FLOOR PLAN ELEV. 'A'

SECOND FLOOR PLAN, ELEV. 'A'

AWHITING | MON JUN 1/20 06:12 PM | K:\PROJECTS\2017\217020.GOLD\WORKING\SINGLES\50'\217020WS5009-ASPEN.DWG

THE UNDERSIGNED HAS REVIEWED AND TAKES RESPONSIBILITY FOR THIS DESIGN AND HAS THE QUALIFICATIONS AND MEETS THE REQUIREMENTS SET OUT IN THE ONTARIO BUILDING CODE TO BE A DESIGNER.

QUALIFICATION INFORMATION

NAME	SIGNATURE	BCIN
Allan Whiting		23177

REGISTRATION INFORMATION

HUNT DESIGN ASSOCIATES INC.	19695

HUNT DESIGN ASSOCIATES INC.

www.huntdesign.ca

GOLDPARK HOMES - 217020

PINE VALLEY, VAUGHAN ONT.

UNIT 5009- THE ASPEN

REV.2020.05.27

Drawn By	Checked By	Scale	File Number	Page Number
NEA	AW	3/16"=1'-0"	217020WS5009	4 of 22

8966 Woodbine Ave., Suite 200, Markham, ON L3R 0J7 T 905.737.5133 F 905.737.7326

All drawings specifications related documents and design are the copyright property of Hunt Design Associates (H.D.A). Reproduction of this property in whole or in part is strictly prohibited without H.D.A.'s written permission (H.D.A. assumes no responsibility or liability for this property unless it bears the appropriate BCIN number and original signature.)

REFER TO ROOF TRUSS MANUFACTURER'S DRAWINGS FOR LAYOUT, SPACING, INSTALLATION DETAILS AND HANGER SIZES.

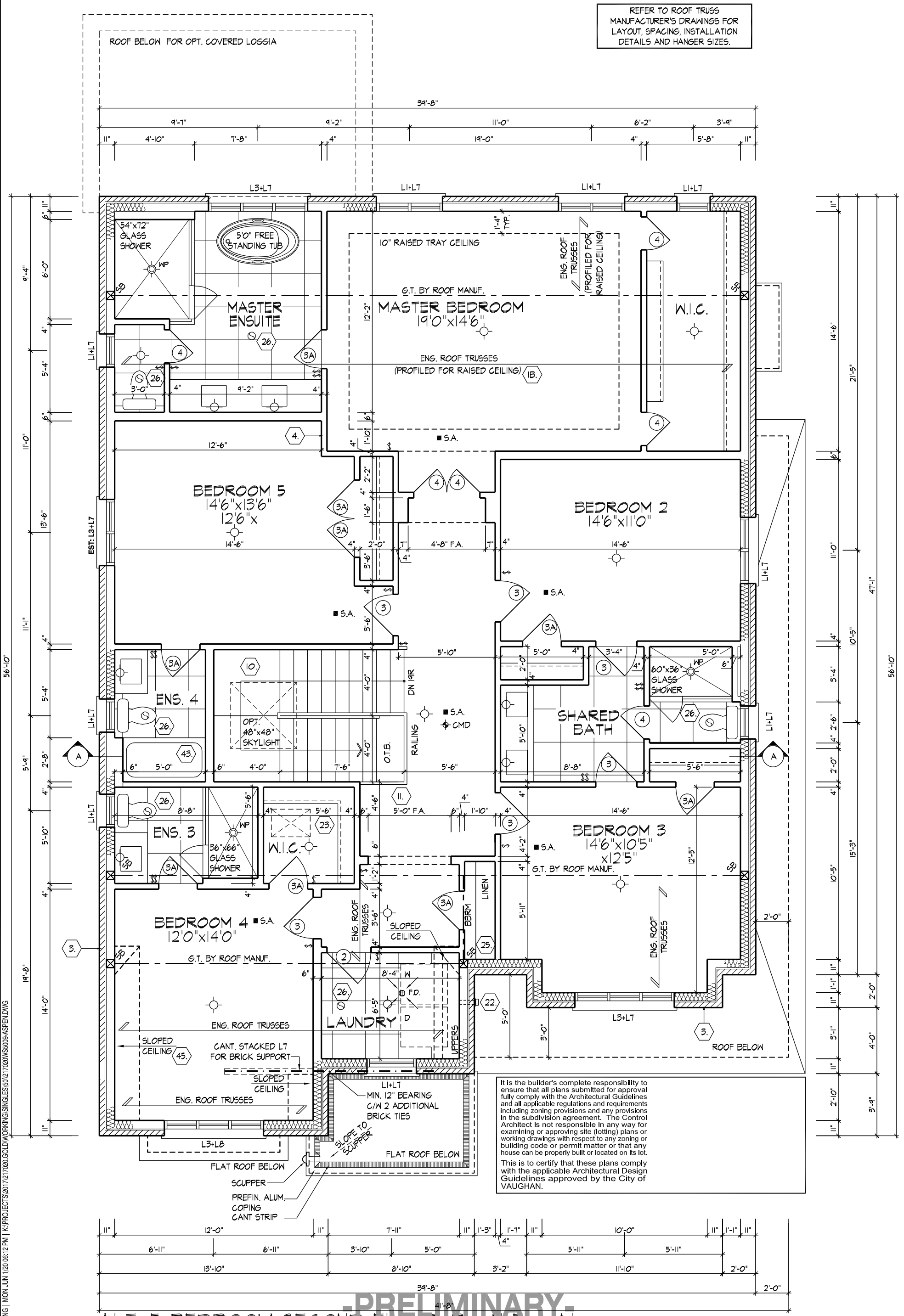

It is the builder's complete responsibility to ensure that all plans submitted for approval fully comply with the Architectural Guidelines and all applicable regulations and requirements including zoning provisions and any provisions in the subdivision agreement. The Control Architect is not responsible in any way for examining or approving site (lotting) plans or working drawings with respect to any zoning or building code or permit matter or that any house can be properly built or located on its lot.

This is to certify that these plans comply with the applicable Architectural Design Guidelines approved by the City of VAUGHAN.

-PRELIMINARY-

ALT. 5 BEDROOM SECOND FLOOR PLAN EL. 'A'

ALT. SECOND FLOOR PLAN, ELEV. 'A'

AWHITING | MON JUN 1/20 06:12 PM | K:\PROJECTS\2017\217020.GOLD\WORKING\SINGLES\50'\217020WS5009-ASPEN.DWG

THE UNDERSIGNED HAS REVIEWED AND TAKES RESPONSIBILITY FOR THIS DESIGN AND HAS THE QUALIFICATIONS AND MEETS THE REQUIREMENTS SET OUT IN THE ONTARIO BUILDING CODE TO BE A DESIGNER.

QUALIFICATION INFORMATION

NAME	SIGNATURE	BCIN
Allan Whiting		23177

REGISTRATION INFORMATION

HUNT DESIGN ASSOCIATES INC. 19695

HUNT DESIGN ASSOCIATES INC.

www.huntdesign.ca

GOLDPARK HOMES - 217020

PINE VALLEY, VAUGHAN ONT.

UNIT 5009- THE ASPEN

REV.2020.05.27

Drawn By	Checked By	Scale	File Number	Page Number
NEA	AW	3/16"=1'-0"	217020WS5009	5 of 22

8966 Woodbine Ave., Suite 200, Markham, ON L3R 0J7 T 905.737.5133 F 905.737.7326

All drawings specifications related documents and design are the copyright property of Hunt Design Associates (H.D.A). Reproduction of this property in whole or in part is strictly prohibited without H.D.A.'s written permission (H.D.A. assumes no responsibility or liability for this property unless it bears the appropriate BCIN number and original signature.)

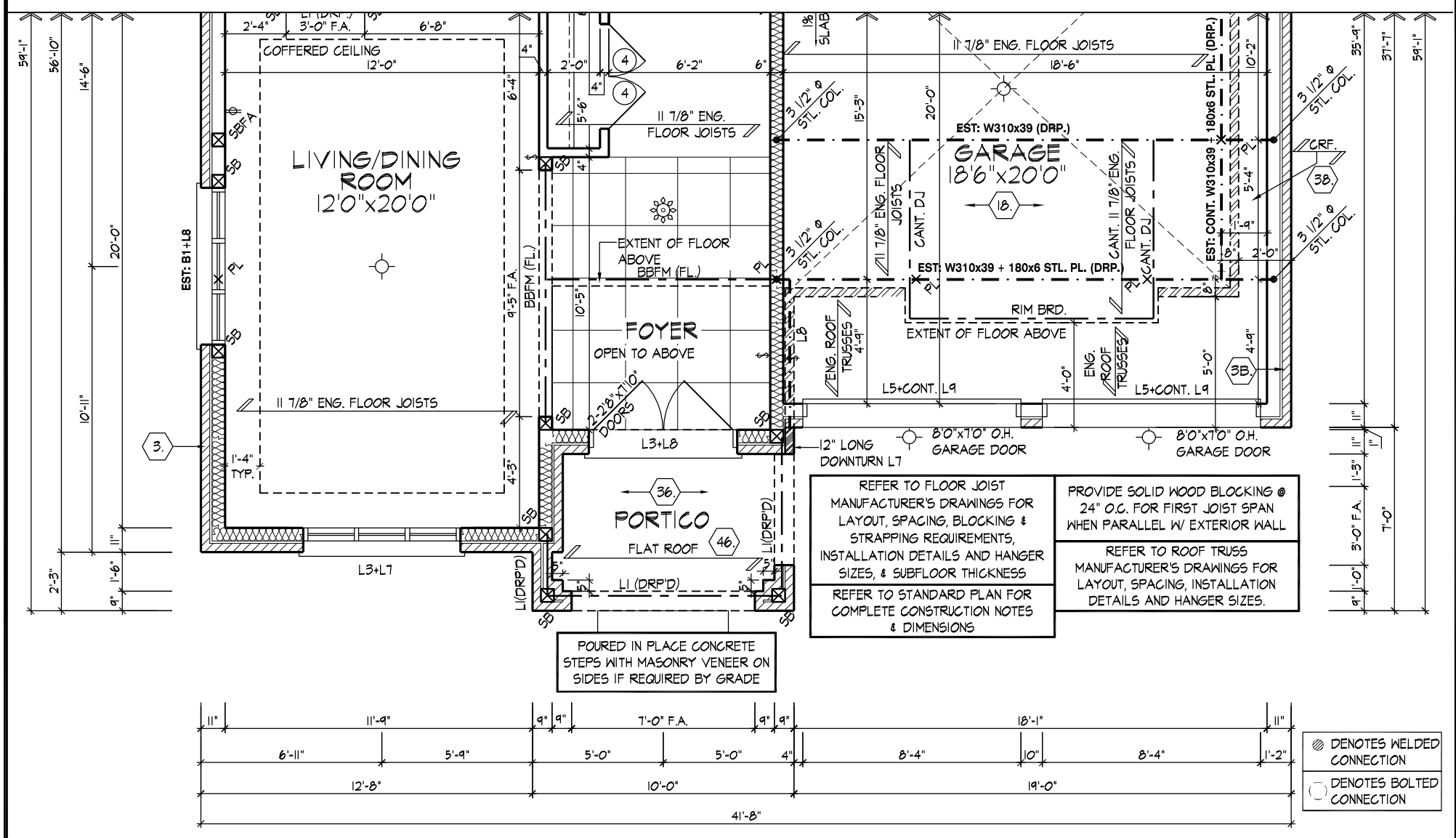

PART. GROUND FLOOR PLAN, ELEV. 'B'

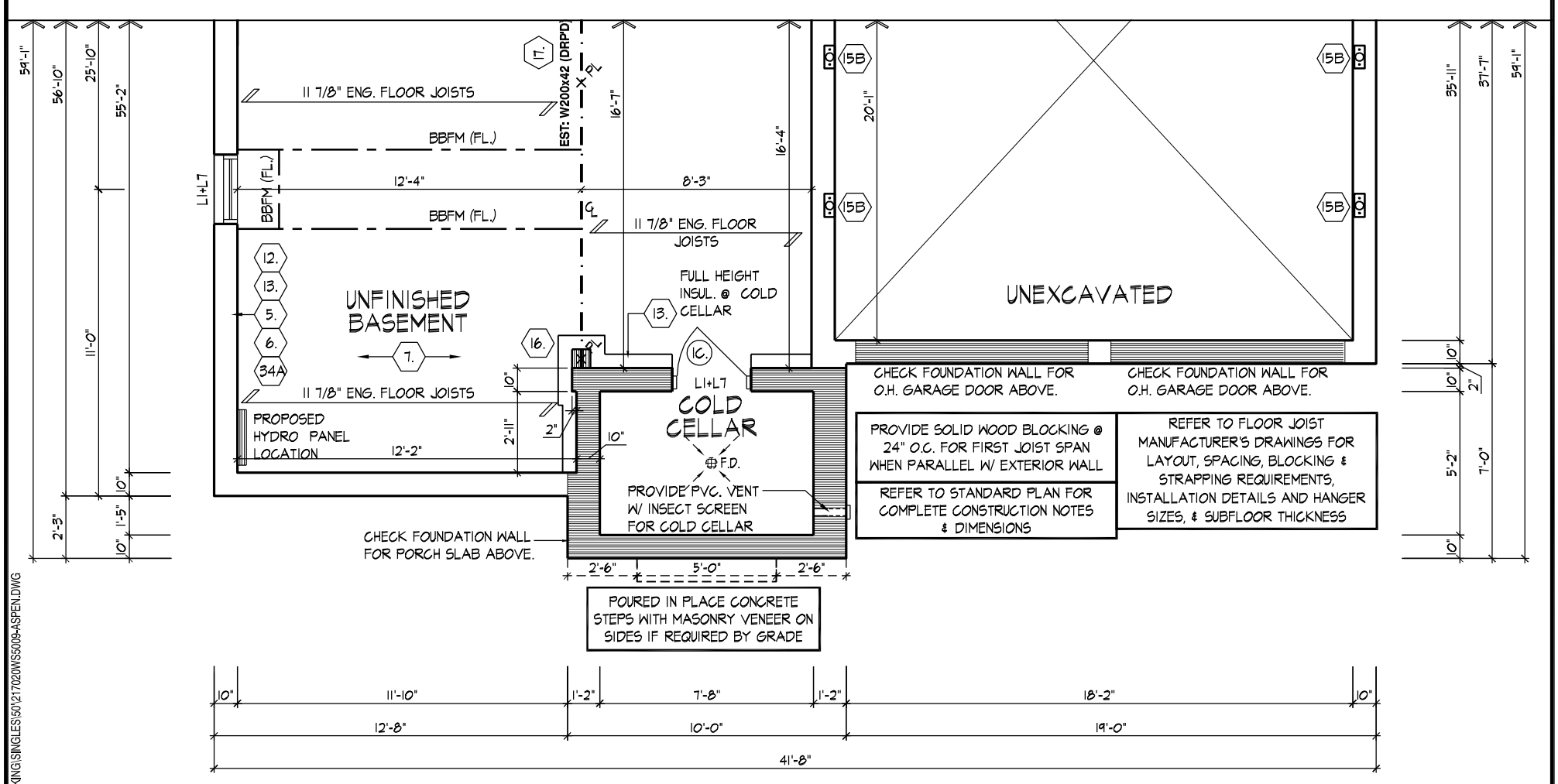

PART. BASEMENT PLAN, ELEV. 'B'

It is the builder's complete responsibility to ensure that all plans submitted for approval fully comply with the Architectural Guidelines and all applicable regulations and requirements including zoning provisions and any provisions in the subdivision agreement. The Control Architect is not responsible in any way for examining or approving site (lotting) plans or working drawings with respect to any zoning or building code or permit matter or that any house can be properly built or located on its lot.

This is to certify that these plans comply with the applicable Architectural Design Guidelines approved by the City of VAUGHAN.

-PRELIMINARY-

PART. FLOOR PLANS, ELEV. 'B'

THE UNDERSIGNED HAS REVIEWED AND TAKES RESPONSIBILITY FOR THIS DESIGN AND HAS THE QUALIFICATIONS AND MEETS THE REQUIREMENTS SET OUT IN THE ONTARIO BUILDING CODE TO BE A DESIGNER.

QUALIFICATION INFORMATION		
Allan Whiting		23177
NAME	SIGNATURE	BCIN
REGISTRATION INFORMATION		
HUNT DESIGN ASSOCIATES INC.		19695

HUNT DESIGN ASSOCIATES INC.
www.huntdesign.ca

GOLDPARK HOMES - 217020
PINE VALLEY, VAUGHAN ONT.

UNIT 5009- THE ASPEN
REV.2020.05.27

Drawn By	Checked By	Scale	File Number	Page Number
NEA	AW	3/16"=1'-0"	217020WS5009	6 of 22

8966 Woodbine Ave., Suite 200, Markham, ON L3R 0J7 T 905.737.5133 F 905.737.7326

All drawings specifications related documents and design are the copyright property of Hunt Design Associates (H.D.A). Reproduction of this property in whole or in part is strictly prohibited without H.D.A.'s written permission (H.D.A. assumes no responsibility or liability for this property unless it bears the appropriate BCIN number and original signature.)

AWHITING | MON JUN 1/20 06:12 PM | K:\PROJECTS\2017\217020.GOLD\WORKING\SINGLES\50'\217020WS5009-ASPEN.DWG

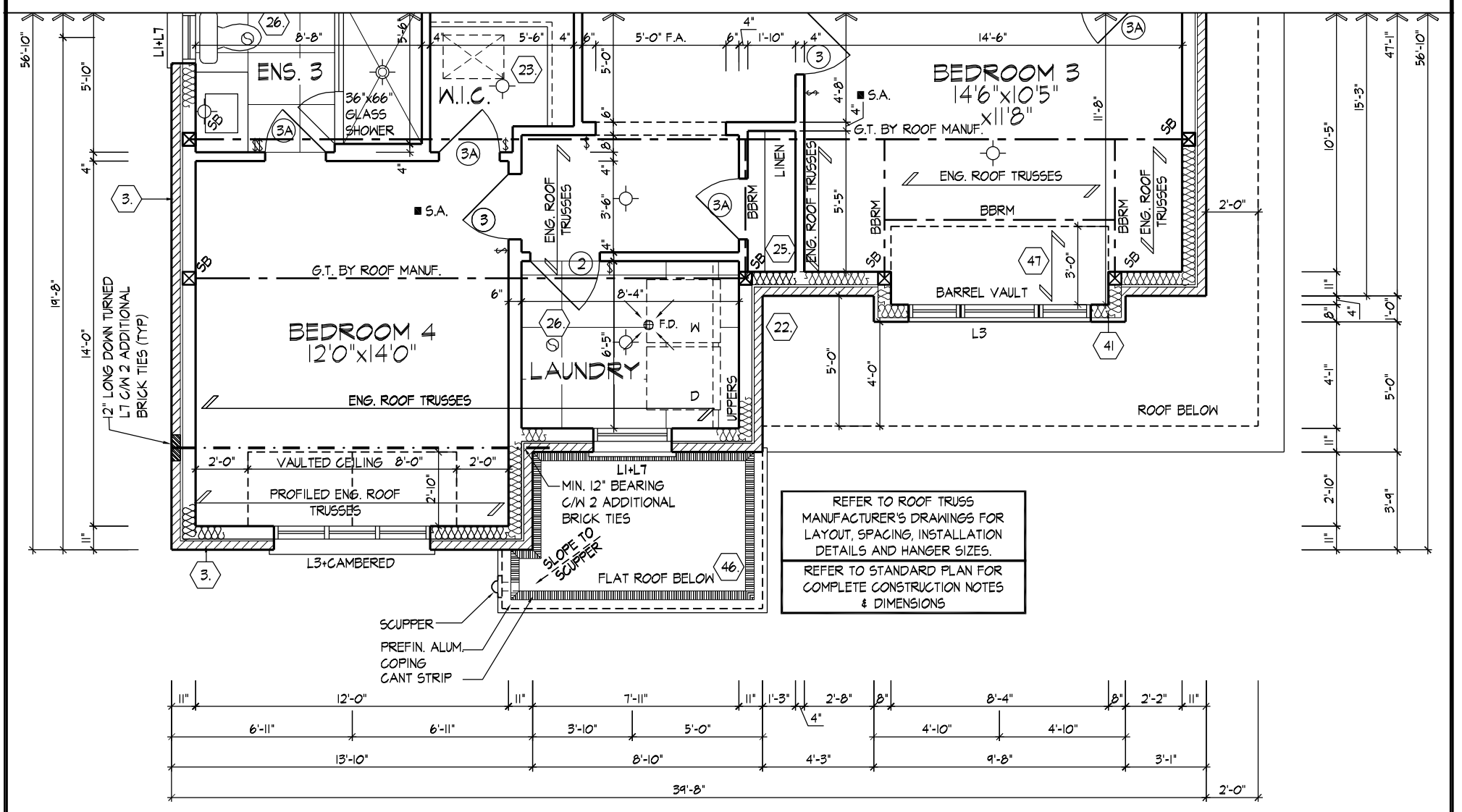

PART. ALT. 5 BEDROOM SECOND FLOOR PLAN EL. 'B'

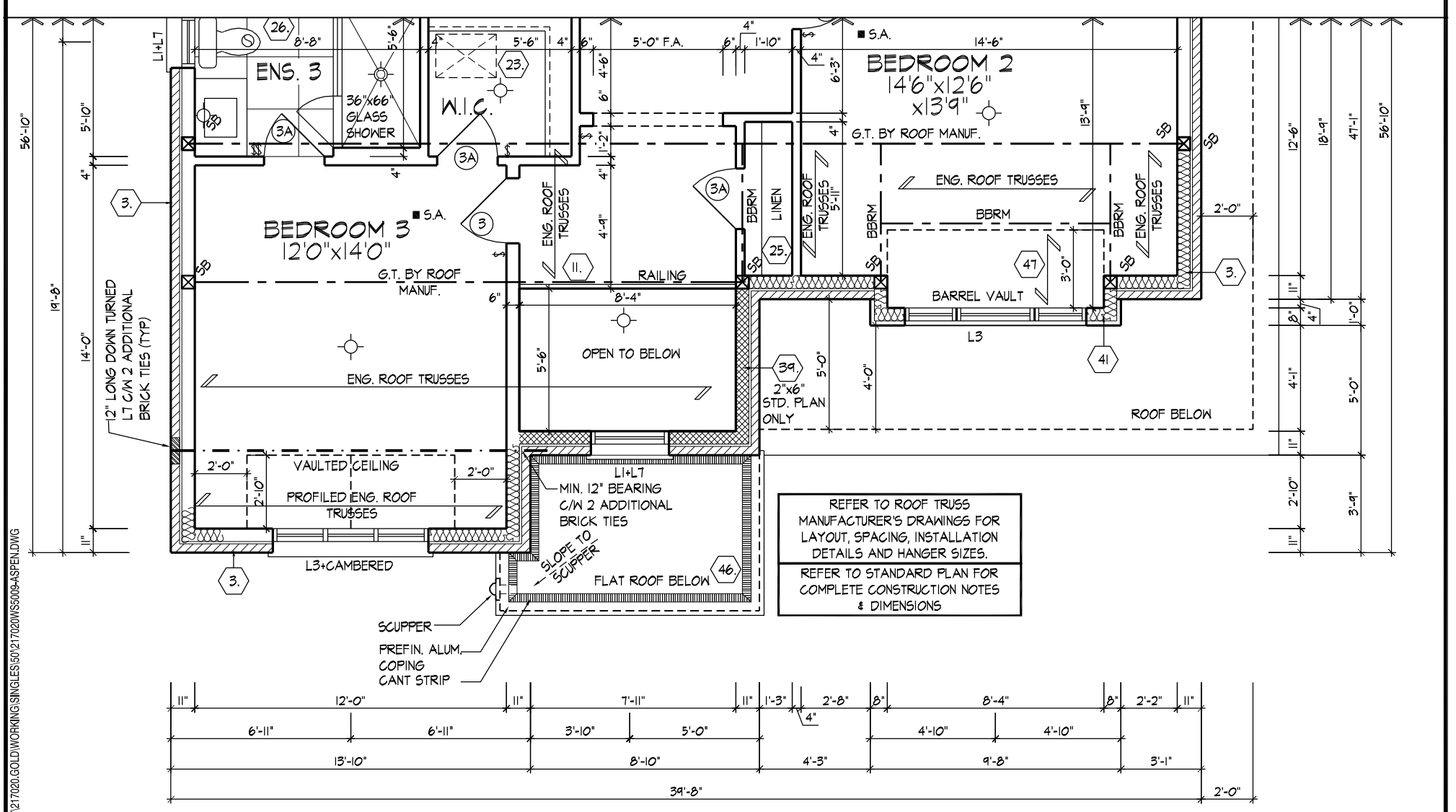

PART. SECOND FLOOR PLAN ELEV. 'B'

It is the builder's complete responsibility to ensure that all plans submitted for approval fully comply with the Architectural Guidelines and all applicable regulations and requirements including zoning provisions and any provisions in the subdivision agreement. The Control Architect is not responsible in any way for examining or approving site (lotting) plans or working drawings with respect to any zoning or building code or permit matter or that any house can be properly built or located on its lot.

This is to certify that these plans comply with the applicable Architectural Design Guidelines approved by the City of VAUGHAN.

-PRELIMINARY-

PART. FLOOR PLANS, ELEV. 'B'

AWHITING | MON JUN 1/20 06:12 PM | K:\PROJECTS\2017\217020.GOLD\WORKING\SINGLES\50\217020WS5009-ASPEN.DWG

THE UNDERSIGNED HAS REVIEWED AND TAKES RESPONSIBILITY FOR THIS DESIGN AND HAS THE QUALIFICATIONS AND MEETS THE REQUIREMENTS SET OUT IN THE ONTARIO BUILDING CODE TO BE A DESIGNER.

QUALIFICATION INFORMATION		
Allan Whiting		23177
NAME	SIGNATURE	BCIN
REGISTRATION INFORMATION		
HUNT DESIGN ASSOCIATES INC.		19695

HUNT DESIGN ASSOCIATES INC.
www.huntdesign.ca

GOLDPARK HOMES - 217020
PINE VALLEY, VAUGHAN ONT.

UNIT 5009- THE ASPEN
REV.2020.05.27

Drawn By	Checked By	Scale	File Number	Page Number
NEA	AW	3/16"=1'-0"	217020WS5009	7 of 22

8966 Woodbine Ave., Suite 200, Markham, ON L3R 0J7 T 905.737.5133 F 905.737.7326

All drawings specifications related documents and design are the copyright property of Hunt Design Associates (H.D.A). Reproduction of this property in whole or in part is strictly prohibited without H.D.A.'s written permission (H.D.A. assumes no responsibility or liability for this property unless it bears the appropriate BCIN number and original signature.)

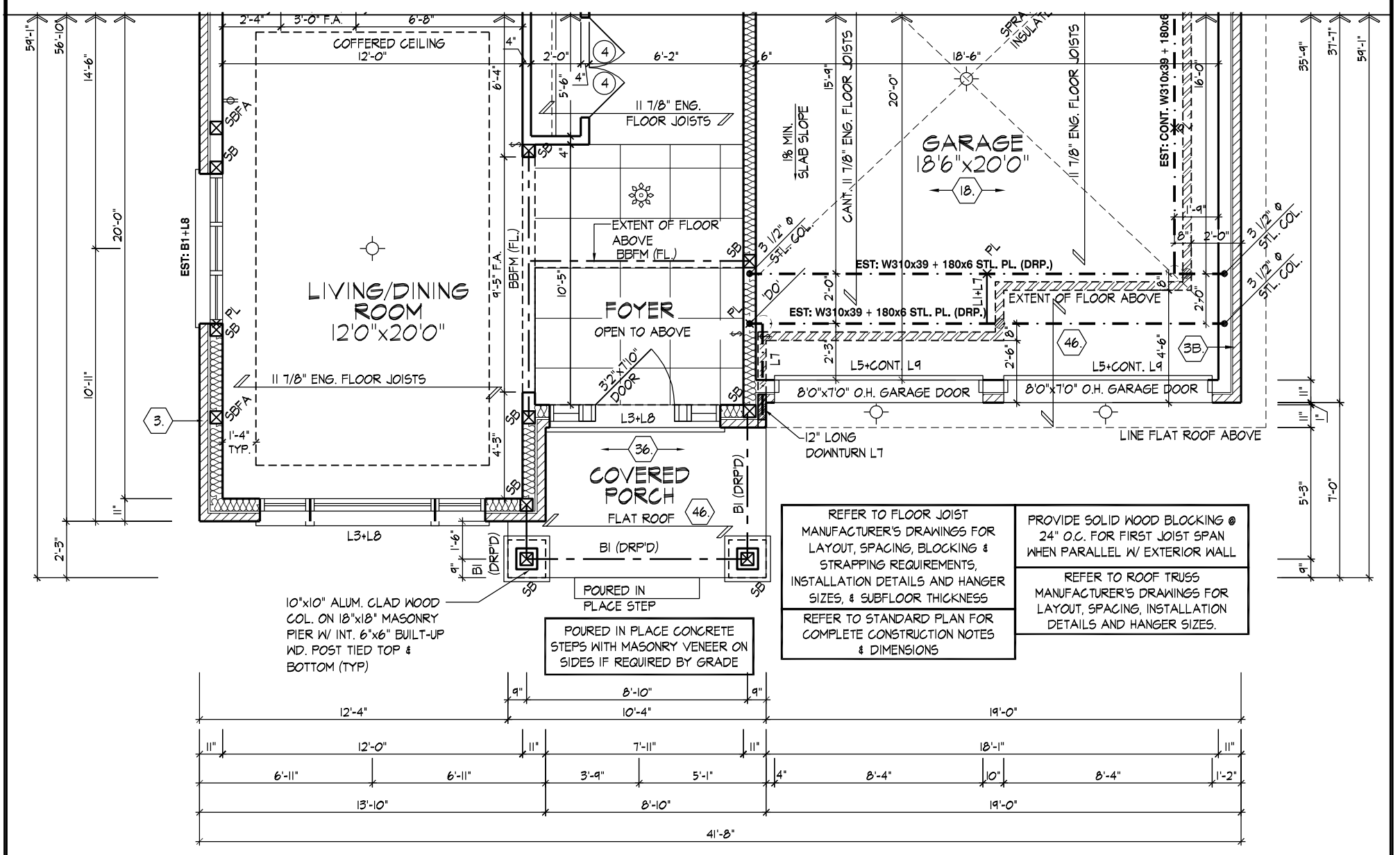

PART. GROUND FLOOR PLAN, ELEV. 'C'

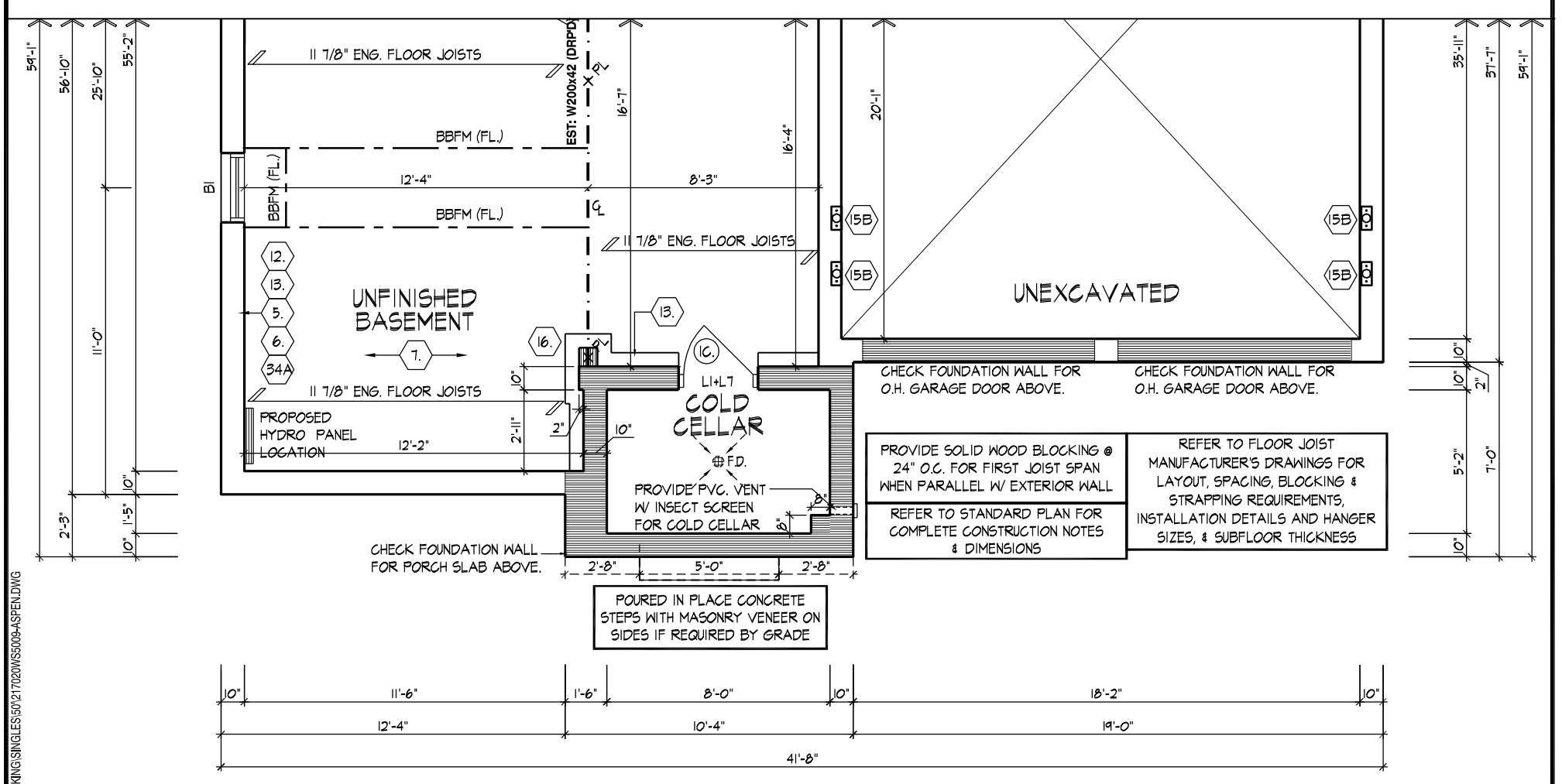

PART. BASEMENT PLAN, ELEV. 'C'

It is the builder's complete responsibility to ensure that all plans submitted for approval fully comply with the Architectural Guidelines and all applicable regulations and requirements including zoning provisions and any provisions in the subdivision agreement. The Control Architect is not responsible in any way for examining or approving site (lotting) plans or working drawings with respect to any zoning or building code or permit matter or that any house can be properly built or located on its lot.

This is to certify that these plans comply with the applicable Architectural Design Guidelines approved by the City of VAUGHAN.

-PRELIMINARY-

PART. FLOOR PLANS, ELEV. 'C'

THE UNDERSIGNED HAS REVIEWED AND TAKES RESPONSIBILITY FOR THIS DESIGN AND HAS THE QUALIFICATIONS AND MEETS THE REQUIREMENTS SET OUT IN THE ONTARIO BUILDING CODE TO BE A DESIGNER.

QUALIFICATION INFORMATION		
Allan Whiting		23177
NAME	SIGNATURE	BCIN
REGISTRATION INFORMATION		
HUNT DESIGN ASSOCIATES INC.		19695

HUNT DESIGN ASSOCIATES INC.
www.huntdesign.ca

GOLDPARK HOMES - 217020
PINE VALLEY, VAUGHAN ONT.

UNIT 5009- THE ASPEN
REV.2020.05.27

Drawn By	Checked By	Scale	File Number	Page Number
NEA	AW	3/16"=1'-0"	217020WS5009	8 of 22

8966 Woodbine Ave., Suite 200, Markham, ON L3R 0J7 T 905.737.5133 F 905.737.7326

All drawings specifications related documents and design are the copyright property of Hunt Design Associates (H.D.A). Reproduction of this property in whole or in part is strictly prohibited without H.D.A.'s written permission (H.D.A. assumes no responsibility or liability for this property unless it bears the appropriate BCIN number and original signature.)

AWHITING | MON JUN 1/20 06:12 PM | K:\PROJECTS\2017\217020.GOLD\WORKING\SINGLES\50'\217020WS5009-ASPEN.DWG

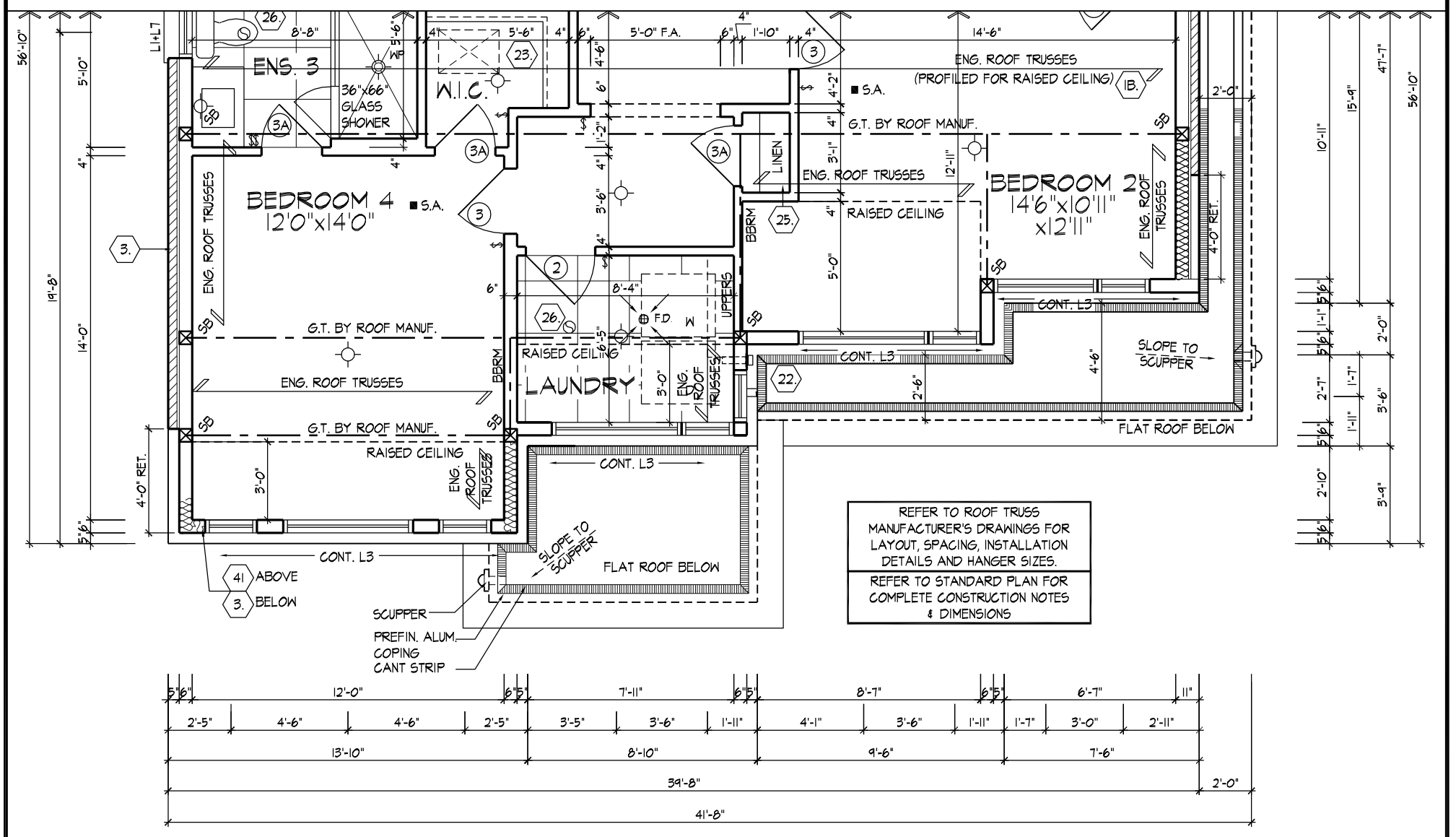

PART. ALT. 5 BEDROOM SECOND FLOOR PLAN EL. 'C'

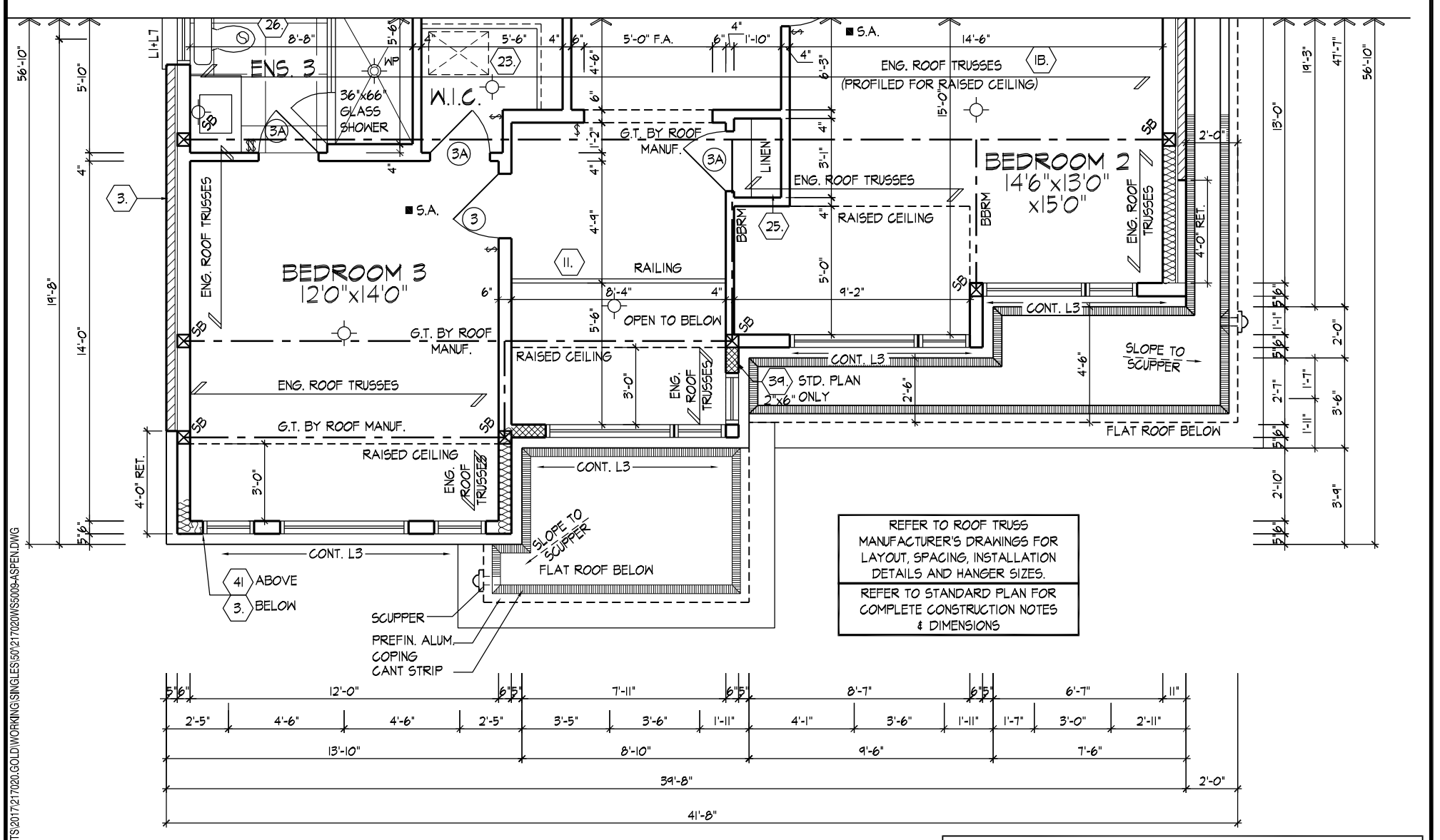

PART. SECOND FLOOR PLAN ELEV. 'C'

It is the builder's complete responsibility to ensure that all plans submitted for approval fully comply with the Architectural Guidelines and all applicable regulations and requirements including zoning provisions and any provisions in the subdivision agreement. The Control Architect is not responsible in any way for examining or approving site (lotting) plans or working drawings with respect to any zoning or building code or permit matter or that any house can be properly built or located on its lot.

This is to certify that these plans comply with the applicable Architectural Design Guidelines approved by the City of VAUGHAN.

-PRELIMINARY-

PART. FLOOR PLANS, ELEV. 'C'

AWHITING | MON JUN 1/20 06:12 PM | K:\PROJECTS\2017\217020.GOLD\WORKING\SINGLES\50\217020WS5009-ASPEN.DWG

THE UNDERSIGNED HAS REVIEWED AND TAKES RESPONSIBILITY FOR THIS DESIGN AND HAS THE QUALIFICATIONS AND MEETS THE REQUIREMENTS SET OUT IN THE ONTARIO BUILDING CODE TO BE A DESIGNER.

QUALIFICATION INFORMATION

NAME	SIGNATURE	BCIN
Allan Whiting		23177
REGISTRATION INFORMATION		
HUNT DESIGN ASSOCIATES INC.		19695

HUNT DESIGN ASSOCIATES INC.
www.huntdesign.ca

GOLDPARK HOMES - 217020
PINE VALLEY, VAUGHAN ONT.

UNIT 5009- THE ASPEN
REV.2020.05.27

Drawn By	Checked By	Scale	File Number	Page Number
NEA	AW	3/16"=1'-0"	217020WS5009	9 of 22

8966 Woodbine Ave., Suite 200, Markham, ON L3R 0J7 T 905.737.5133 F 905.737.7326

All drawings specifications related documents and design are the copyright property of Hunt Design Associates (H.D.A). Reproduction of this property in whole or in part is strictly prohibited without H.D.A.'s written permission (H.D.A. assumes no responsibility or liability for this property unless it bears the appropriate BCIN number and original signature.)

ROOF OVERHANGS TO BE 15" UNLESS NOTED OTHERWISE

It is the builder's complete responsibility to ensure that all plans submitted for approval fully comply with the Architectural Guidelines and all applicable regulations and requirements including zoning provisions and any provisions in the subdivision agreement. The Control Architect is not responsible in any way for examining or approving site (lotting) plans or working drawings with respect to any zoning or building code or permit matter or that any house can be properly built or located on its lot.

This is to certify that these plans comply with the applicable Architectural Design Guidelines approved by the City of VAUGHAN.

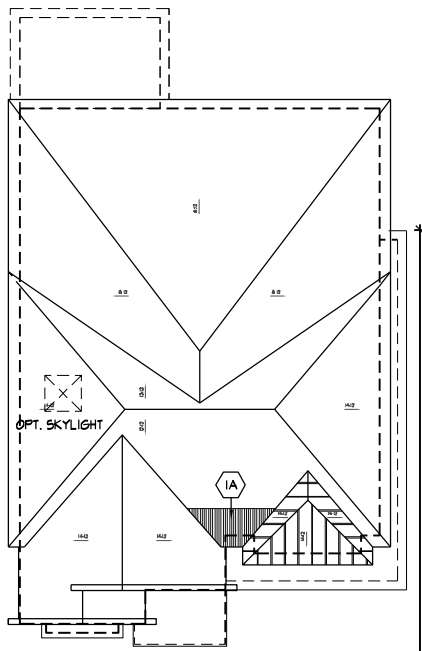

ROOF PLAN 'A'
N.T.S.

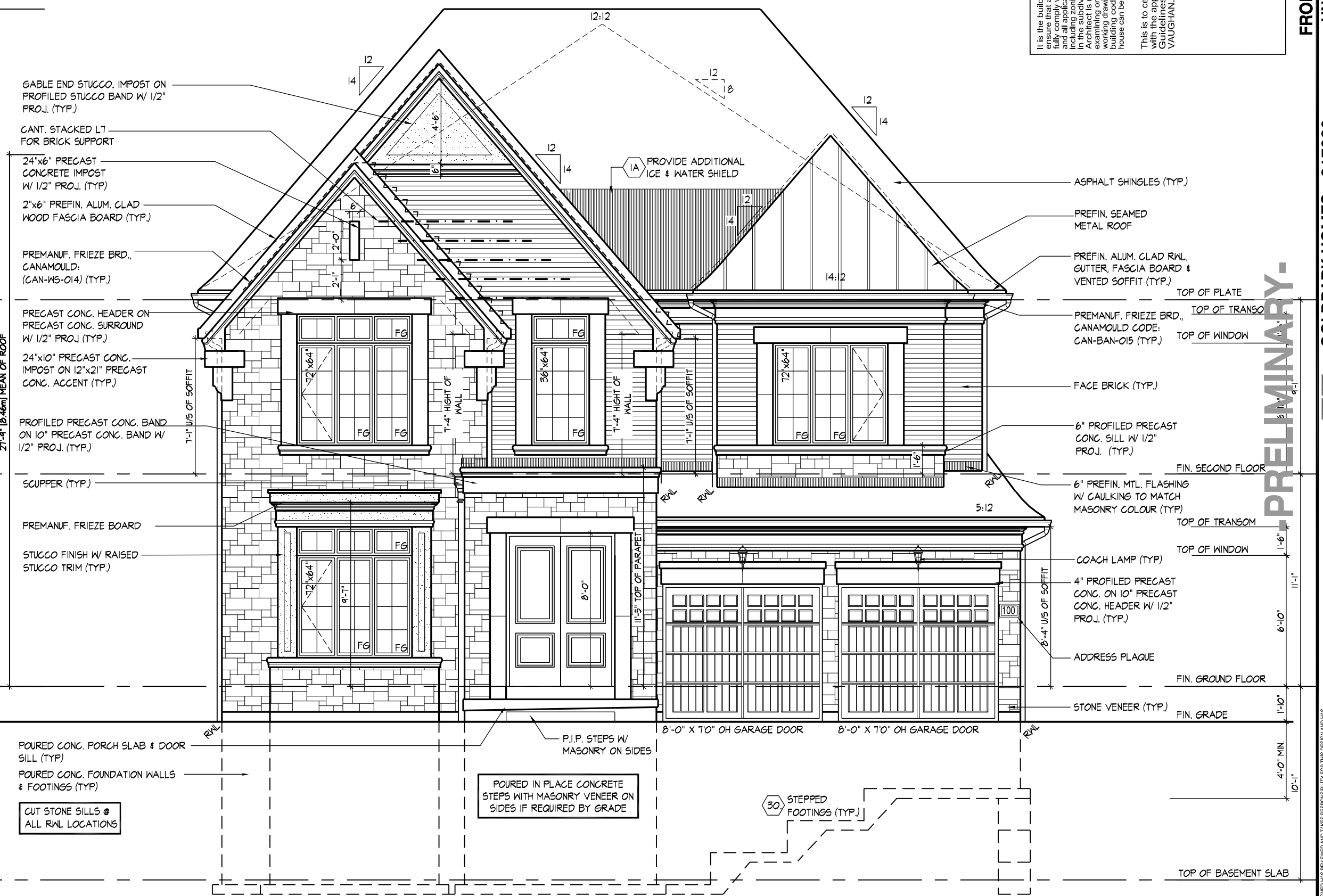

FRONT ELEVATION 'A'

FRONT ELEVATION 'A'

UNIT 5009- THE ASPEN

REV.2020.05.27

GOLDPARK HOMES - 217020
PINE VALLEY, VAUGHAN ONT.

Drawn By	Checked By	Scale	File Number	Page Number
NEA	AW	3/16"=1'-0"	217020WS5009	10 of 22

PRELIMINARY

HUNT DESIGN ASSOCIATES INC.
www.huntdesign.ca
8966 Woodbine Ave., Suite 200, Markham, ON L3R 0J7 T 905.737.5133 F 905.737.7326

THE UNDERSIGNED HAS REVIEWED AND TAKES RESPONSIBILITY FOR THIS DESIGN AND HAS THE QUALIFICATIONS AND MEETS THE REQUIREMENTS SET OUT IN THE ONTARIO BUILDING CODE TO BE A DESIGNER.

QUALIFICATION INFORMATION		
Allan Whiting		23177
NAME	SIGNATURE	BCIN
HUNT DESIGN ASSOCIATES INC.		19695
REGISTRATION INFORMATION		

All drawings specifications related documents and design are the copyright property of Hunt Design Associates (H.D.A.). Reproduction of this property in whole or in part is strictly prohibited without H.D.A.'s written permission (H.D.A. assumes no responsibility or liability for this property unless it bears the appropriate BCIN number and original signature.)

AWHITING | MON JUN 1/20 06:12 PM | K:\PROJECTS\2017\217020.GOLD\WORKING\SINGLES\0\217020WS5009-ASPEN.DWG

PART. LEFT SIDE ELEV. 'A' W/ OPT. LOGGIA (ELEV. 'B' & 'C' SIMILAR)

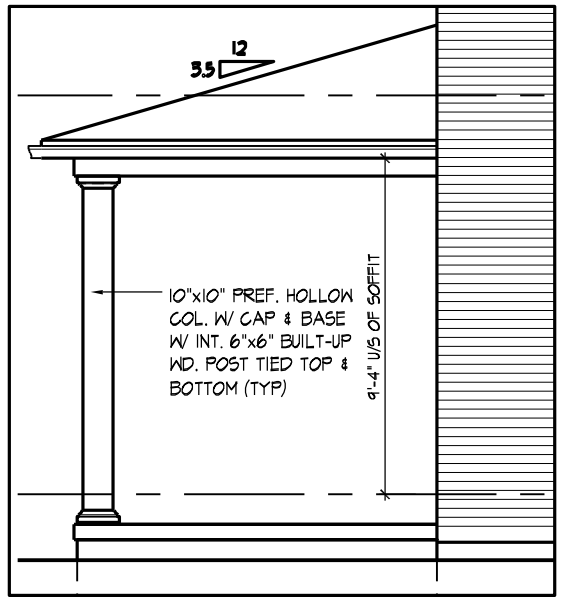

REFER TO FRONT ELEVATION FOR TYPICAL NOTES & INFORMATION

ROOF OVERHANGS TO BE 15" UNLESS NOTED OTHERWISE

It is the builder's complete responsibility to ensure that all plans submitted for approval fully comply with the Architectural Guidelines and all applicable regulations and requirements including zoning provisions and any provisions in the subdivision agreement. The Control Architect is not responsible in any way for examining or approving site (lotting) plans or working drawings with respect to any zoning or building code or permit matter or that any house can be properly built or located on its lot.

This is to certify that these plans comply with the applicable Architectural Design Guidelines approved by the City of VAUGHAN.

WINDOW SUMMARY				
PER O.B.C. TABLE 9.10.15.4				
LEFT SIDE ELEVATION A				
QUAN.	WIDTH	DEPTH	WINDOW / DOOR FRAME SIZE (S.F.)	
3	24"	40"		15.00
1	48"	56"		15.89
1	24"	60"		7.78
1	72"	68"		30.22
3	30"	16"		6.50
0	0"	0"		0.00
0	0"	0"		0.00
0	0"	0"		0.00
0	0"	0"		0.00
0	0"	0"		0.00
0	DOOR		0.00	0.00
0	ARCH		0.00	0.00
0	ARCH		0.00	0.00
0	ARCH		0.00	0.00
SPATIAL CALCULATION				
EXPOSING BUILDING FACE AREA			1244.25	S.F.
			115.59	S.M.
PORTION WALL AREA			1244.25	S.F.
			115.59	S.M.
LIMITING DISTANCE			1.2 m	
MAX. % OPENINGS			7	%
OPENINGS ALLOWED			87.10	S.F.
OPENINGS PROVIDED			75.39	S.F.
ADDITIONAL NOTES				
GLAZED AREA CALCULATED W/ FRAME SIZE MINUS 2" AROUND ENTIRE PERIMETER				

LEFT SIDE ELEVATION 'A'

UNIT 5009- THE ASPEN

REV.2020.05.27

GOLDPARK HOMES - 217020
PINE VALLEY, VAUGHAN ONT.

Drawn By	Checked By	Scale	File Number	Page Number
NEA	AW	3/16"=1'-0"	217020WS5009	11 of 22

T 905.737.5133 F 905.737.7326

HUNT DESIGN ASSOCIATES INC.
www.huntdesign.ca 8966 Woodbine Ave., Suite 200, Markham, ON L3R 0J7

PRELIMINARY

THE UNDERSIGNED HAS REVIEWED AND TAKES RESPONSIBILITY FOR THIS DESIGN AND HAS THE QUALIFICATIONS AND MEETS THE REQUIREMENTS SET OUT IN THE ONTARIO BUILDING CODE TO BE A DESIGNER.

QUALIFICATION INFORMATION		
NAME: Allan Whiting	SIGNATURE	23177
REGISTRATION INFORMATION		BCIN
HUNT DESIGN ASSOCIATES INC.		19695

All drawings specifications related documents and design are the copyright property of Hunt Design Associates (H.D.A). Reproduction of this property in whole or in part is strictly prohibited without H.D.A.'s written permission (H.D.A. assumes no responsibility or liability for this property unless it bears the appropriate BCIN number and original signature.)

AWHITING | MON JUN 1/20 06:12 PM | K:\PROJECTS\2017\217020.GOLD\WORKING\SINGLES\0\217020WS5009-ASPEN.DWG

WINDOW SUMMARY				
PER O.B.C. TABLE 9.10.15.4				
RIGHT SIDE ELEV. A ALT 5 BED.				
QUAN.	WIDTH	DEPTH	WINDOW / DOOR FRAME SIZE (S.F.)	
1	24"	56"		7.22
1	48"	56"		15.89
0	0"	0"		0.00
0	0"	0"		0.00
0	0"	0"		0.00
0	0"	0"		0.00
0	0"	0"		0.00
0	0"	0"		0.00
0	0"	0"		0.00
0	0"	0"		0.00
0	DOOR		0.00	0.00
0	ARCH		0.00	0.00
0	ARCH		0.00	0.00
0	ARCH		0.00	0.00

SPATIAL CALCULATION		
EXPOSING BUILDING FACE AREA	1234.83	S.F.
	114.72	S.M.
PORTION WALL AREA	1234.83	S.F.
	114.72	S.M.
LIMITING DISTANCE	1.2 m	
MAX. % OPENINGS	7	%
OPENINGS ALLOWED	86.44	S.F.
OPENINGS PROVIDED	23.11	S.F.
ADDITIONAL NOTES		
GLAZED AREA CALCULATED W/ FRAME SIZE MINUS 2" AROUND ENTIRE PERIMETER		

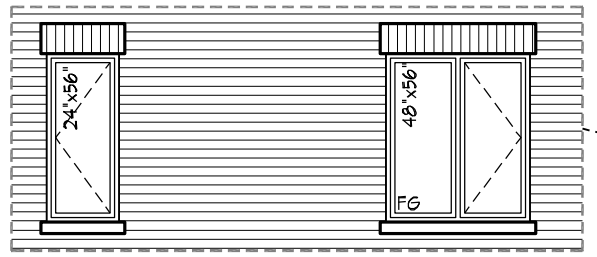

PART. RIGHT SIDE ELEVATION ALT. 5 BEDROOM

REFER TO FRONT ELEVATION FOR TYPICAL NOTES & INFORMATION

ROOF OVERHANGS TO BE 15" UNLESS NOTED OTHERWISE

It is the builder's complete responsibility to ensure that all plans submitted for approval fully comply with the Architectural Guidelines and all applicable regulations and requirements including zoning provisions and any provisions in the subdivision agreement. The Control Architect is not responsible for approving or examining or approving site (lotting) plans or working drawings with respect to any zoning or building code or permit matter or that any house can be properly built or located on its lot.

This is to certify that these plans comply with the applicable Architectural Design Guidelines approved by the City of VAUGHAN.

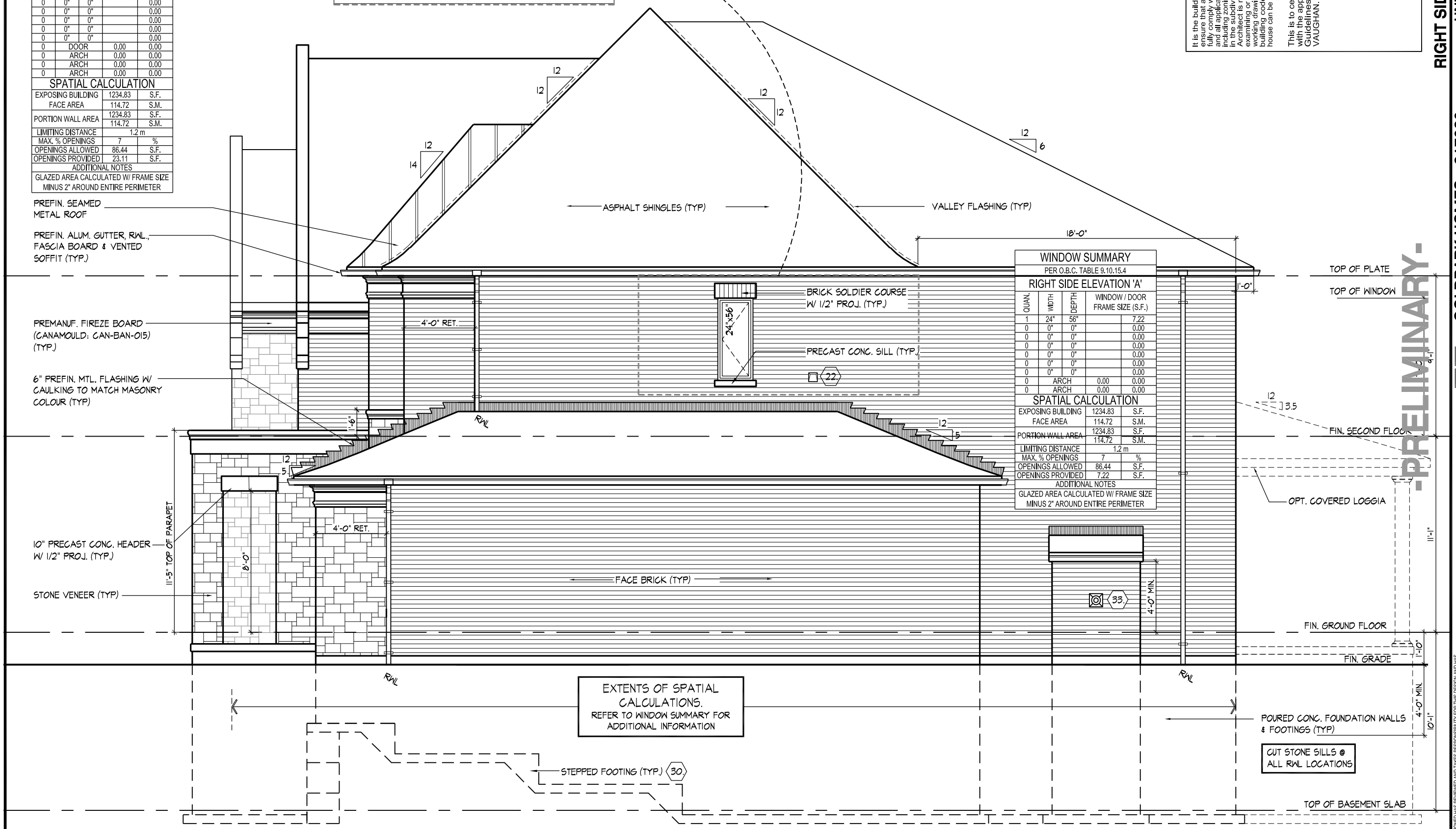

WINDOW SUMMARY				
PER O.B.C. TABLE 9.10.15.4				
RIGHT SIDE ELEVATION 'A'				
QUAN.	WIDTH	DEPTH	WINDOW / DOOR FRAME SIZE (S.F.)	
1	24"	56"		7.22
0	0"	0"		0.00
0	0"	0"		0.00
0	0"	0"		0.00
0	0"	0"		0.00
0	0"	0"		0.00
0	0"	0"		0.00
0	0"	0"		0.00
0	ARCH		0.00	0.00
0	ARCH		0.00	0.00

SPATIAL CALCULATION		
EXPOSING BUILDING FACE AREA	1234.83	S.F.
	114.72	S.M.
PORTION WALL AREA	1234.83	S.F.
	114.72	S.M.
LIMITING DISTANCE	1.2 m	
MAX. % OPENINGS	7	%
OPENINGS ALLOWED	86.44	S.F.
OPENINGS PROVIDED	7.22	S.F.
ADDITIONAL NOTES		
GLAZED AREA CALCULATED W/ FRAME SIZE MINUS 2" AROUND ENTIRE PERIMETER		

RIGHT SIDE ELEVATION 'A'

-PRELIMINARY-

RIGHT SIDE ELEVATION 'A'
UNIT 5009- THE ASPEN
REV.2020.05.27

GOLDPARK HOMES - 217020
PINE VALLEY, VAUGHAN ONT.

Drawn By	Checked By	Scale	File Number	Page Number
NEA	AW	3/16"=1'-0"	217020WS5009	12 of 22

HUNT DESIGN ASSOCIATES INC.
8966 Woodbine Ave., Suite 200, Markham, ON L3R 0J7 T 905.737.5133 F 905.737.7326
www.huntdesign.ca

THE UNDERSIGNED HAS REVIEWED AND TAKES RESPONSIBILITY FOR THIS DESIGN AND HAS THE QUALIFICATIONS AND MEETS THE REQUIREMENTS SET OUT IN THE ONTARIO BUILDING CODE TO BE A DESIGNER.

QUALIFICATION INFORMATION		
NAME	SIGNATURE	23177 BCIN
Allan Whiting		
REGISTRATION INFORMATION		
HUNT DESIGN ASSOCIATES INC.		19695

All drawings specifications related documents and design are the copyright property of Hunt Design Associates (H.D.A). Reproduction of this property in whole or in part is strictly prohibited without H.D.A.'s written permission (H.D.A. assumes no responsibility or liability for this property unless it bears the appropriate BCIN number and original signature.)

AWHITING | MON JUN 1/20 06:12 PM | K:\PROJECTS\2017\217020.GOLD\WORKING\SINGLES\9\217020WS5009-ASPEN.DWG

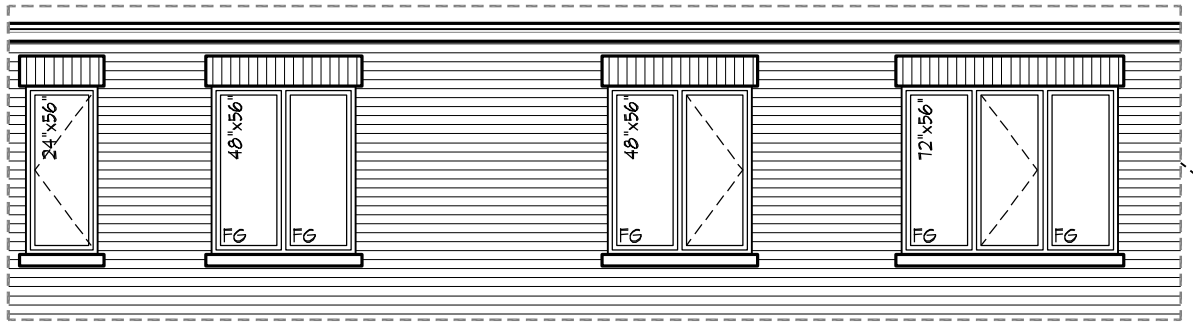

PART. REAR ELEVATION ALT. 5 BEDROOM (ELEV. 'B' & 'C' SIMILAR)

WINDOW SUMMARY				
PER O.B.C. TABLE 9.10.15.4				
REAR ELEVATION A				
QUAN.	WIDTH	DEPTH	WINDOW / DOOR FRAME SIZE (S.F.)	
3	48"	56"		47.67
1	72"	56"		24.56
2	36"	52"		21.33
2	28"	52"		16.00
1	146"	100"	DR/TRAN.	94.67
1	60"	52"		18.67
2	36"	20"		7.11
2	28"	20"		5.33
1	60"	20"		6.22
2	30"	16"		4.33
0	ARCH		0.00	0.00
0	ARCH		0.00	0.00
0	ARCH		0.00	0.00
0	ARCH		0.00	0.00
SPATIAL CALCULATION				
EXPOSING BUILDING FACE AREA			872.67	S.F.
			81.07	S.M.
PORTION WALL AREA			872.67	S.F.
			81.07	S.M.
LIMITING DISTANCE			7.50 m	
MAX. % OPENINGS			50.50	%
OPENINGS ALLOWED			440.70	S.F.
OPENINGS PROVIDED			245.89	S.F.
ADDITIONAL NOTES				
GLAZED AREA CALCULATED W/ FRAME SIZE MINUS 2" AROUND ENTIRE PERIMETER				

WINDOW SUMMARY				
PER O.B.C. TABLE 9.10.15.4				
REAR ELEVATION A ALT. 5 BED				
QUAN.	WIDTH	DEPTH	WINDOW / DOOR FRAME SIZE (S.F.)	
2	48"	56"		31.78
1	72"	56"		24.56
2	36"	52"		21.33
2	28"	52"		16.00
1	24"	56"	.	7.22
1	60"	52"		18.67
2	36"	20"		7.11
2	28"	20"		5.33
1	60"	20"		6.22
2	30"	16"		4.33
1	DOOR/TR		94.67	94.67
0	ARCH		0.00	0.00
0	ARCH		0.00	0.00
0	ARCH		0.00	0.00
SPATIAL CALCULATION				
EXPOSING BUILDING FACE AREA			872.67	S.F.
			81.07	S.M.
PORTION WALL AREA			872.67	S.F.
			81.07	S.M.
LIMITING DISTANCE			7.50 m	
MAX. % OPENINGS			50.50	%
OPENINGS ALLOWED			440.70	S.F.
OPENINGS PROVIDED			237.23	S.F.
ADDITIONAL NOTES				
GLAZED AREA CALCULATED W/ FRAME SIZE MINUS 2" AROUND ENTIRE PERIMETER				

REFER TO FRONT ELEVATION FOR TYPICAL NOTES & INFORMATION

ROOF OVERHANGS TO BE 15" UNLESS NOTED OTHERWISE

It is the builder's complete responsibility to ensure that all plans submitted for approval fully comply with the Architectural Guidelines and all applicable regulations and requirements including zoning provisions and any provisions in the subdivision agreement. The Control Architect is not responsible in any way for examining or approving site (lotting) plans or working drawings with respect to any zoning or building code or permit matter or that any house can be properly built or located on its lot.

This is to certify that these plans comply with the applicable Architectural Design Guidelines approved by the City of VAUGHAN.

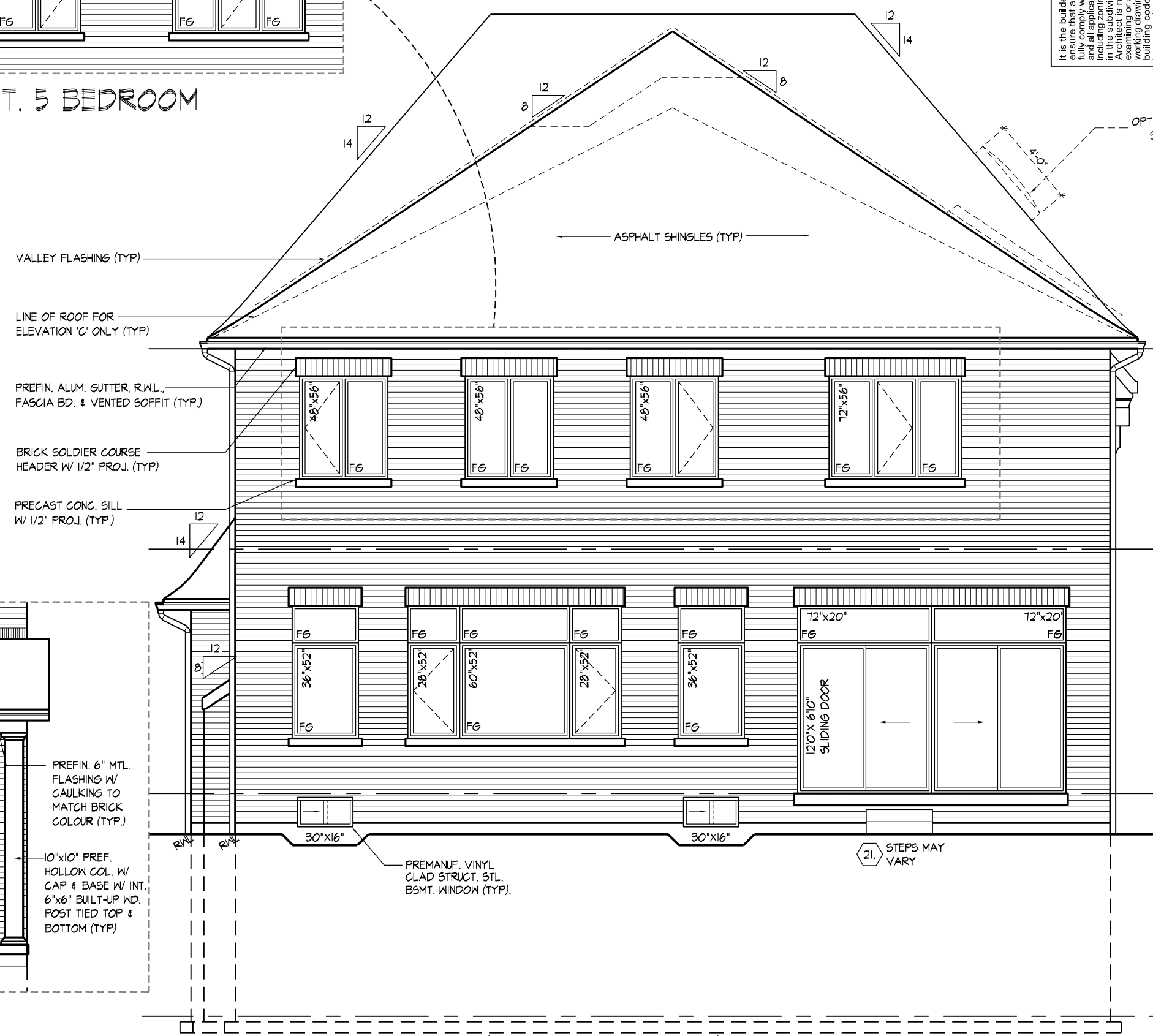

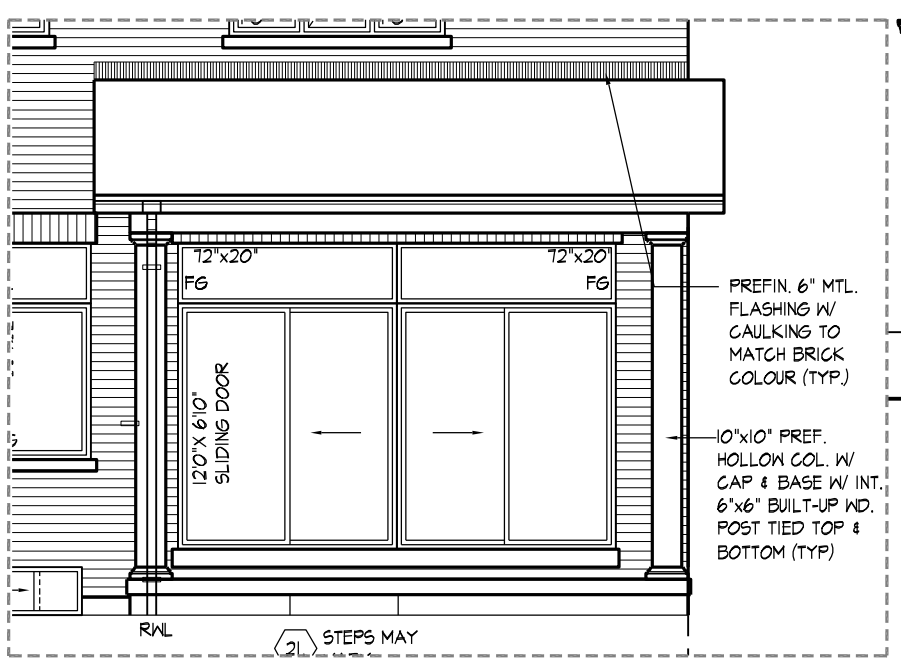

PART. REAR ELEVATION 'A', 'B' & 'C' W/ OPT. LOGGIA

REAR ELEVATION 'A' ('B' & 'C' SIMILAR)

-PRELIMINARY-

REAR ELEVATION 'A' ('B' & 'C' SIMILAR)

UNIT 5009- THE ASPEN

REV.2020.05.27

GOLDPARK HOMES - 217020

PINE VALLEY, VAUGHAN ONT.

Drawn By	Checked By	Scale	File Number	Page Number
NEA	AW	3/16"=1'-0"	217020WS5009	13 of 22

HUNT DESIGN ASSOCIATES INC.

www.huntdesign.ca 8966 Woodbine Ave., Suite 200, Markham, ON L3R 0J7 T 905.737.5133 F 905.737.7326

THE UNDERSIGNED HAS REVIEWED AND TAKES RESPONSIBILITY FOR THIS DESIGN AND HAS THE QUALIFICATIONS AND MEETS THE REQUIREMENTS SET OUT IN THE ONTARIO BUILDING CODE TO BE A DESIGNER.

QUALIFICATION INFORMATION		
NAME	SIGNATURE	BCIN
Allan Whiting		23177
REGISTRATION INFORMATION		
HUNT DESIGN ASSOCIATES INC.		19695

All drawings specifications related documents and design are the copyright property of Hunt Design Associates (H.D.A). Reproduction of this property in whole or in part is strictly prohibited without H.D.A.'s written permission (H.D.A. assumes no responsibility or liability for this property unless it bears the appropriate BCIN number and original signature.)

AWHITING | MON JUN 1/20 06:12 PM | K:\PROJECTS\2017\217020.GOLD\WORKING\SINGLES\0\217020WS5009-ASPEN.DWG

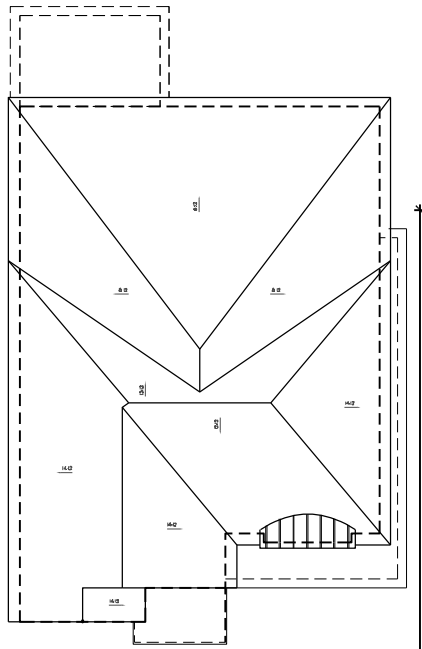

ROOF PLAN 'B'
N.T.S.

ROOF OVERHANGS TO BE 15" UNLESS NOTED OTHERWISE

It is the builder's complete responsibility to ensure that all plans submitted for approval fully comply with the Architectural Guidelines and all applicable regulations and requirements including zoning provisions and any provisions in the subdivision agreement. The Control Architect is not responsible in any way for examining or approving site (lotting) plans or working drawings with respect to any zoning or building code or permit matter or that any house can be properly built or located on its lot.

This is to certify that these plans comply with the applicable Architectural Design Guidelines approved by the City of VAUGHAN.

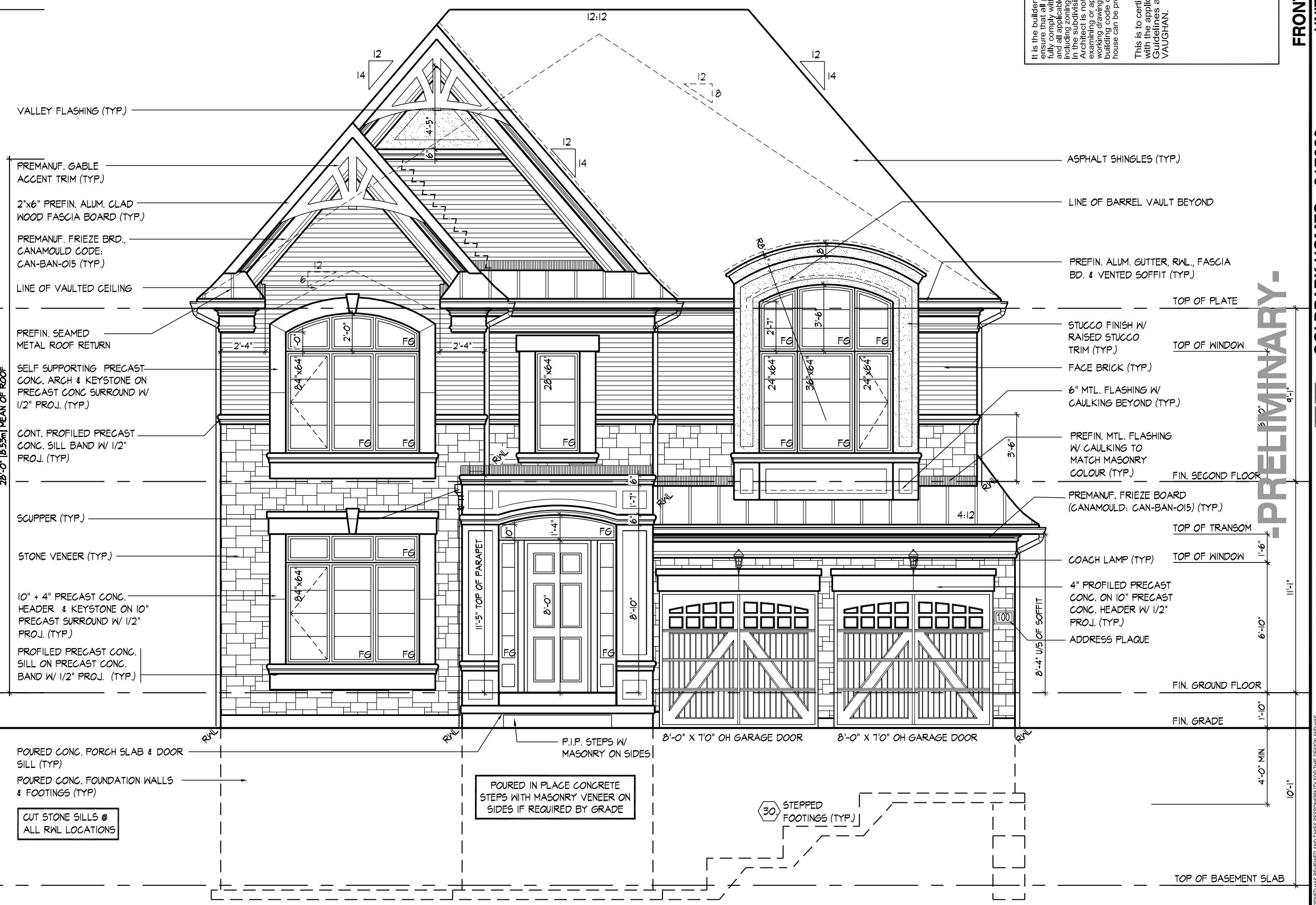

FRONT ELEVATION 'B'

FRONT ELEVATION 'B'

UNIT 5009- THE ASPEN

REV.2020.05.27

GOLDPARK HOMES - 217020

PINE VALLEY, VAUGHAN ONT.

Drawn By	Checked By	Scale	File Number	Page Number
NEA	AW	3/16"=1'-0"	217020WS5009	14 of 22

-PRELIMINARY-

HUNT DESIGN ASSOCIATES INC.
www.huntdesign.ca
8966 Woodbine Ave., Suite 200, Markham, ON L3R 0J7 T 905.737.5133 F 905.737.7326

THE UNDERSIGNED HAS REVIEWED AND TAKES RESPONSIBILITY FOR THIS DESIGN AND HAS THE QUALIFICATIONS AND MEETS THE REQUIREMENTS SET OUT IN THE ONTARIO BUILDING CODE TO BE A DESIGNER.

QUALIFICATION INFORMATION		
Allan Whiting		23177
NAME	SIGNATURE	BCIN
REGISTRATION INFORMATION		19635
HUNT DESIGN ASSOCIATES INC.		

AWHITING | MON JUN 1/20 06:12 PM | K:\PROJECTS\2017\217020.GOLD\WORKING\SINGLES\60\217020WS5009-ASPEN.DWG

All drawings specifications related documents and design are the copyright property of Hunt Design Associates (H.D.A). Reproduction of this property in whole or in part is strictly prohibited without H.D.A.'s written permission (H.D.A. assumes no responsibility or liability for this property unless it bears the appropriate BCIN number and original signature.)

WINDOW SUMMARY				
PER O.B.C. TABLE 9.10.15.4				
LEFT SIDE ELEVATION B				
QUAN.	WIDTH	DEPTH	WINDOW / DOOR FRAME SIZE (S.F.)	
3	24"	40"		15.00
1	48"	56"		15.89
1	24"	60"		7.78
1	72"	68"		30.22
3	30"	16"		6.50
0	0"	0"		0.00
0	0"	0"		0.00
0	0"	0"		0.00
0	0"	0"		0.00
0	0"	0"		0.00
0	DOOR		0.00	0.00
0	ARCH		0.00	0.00
0	ARCH		0.00	0.00
0	ARCH		0.00	0.00
SPATIAL CALCULATION				
EXPOSING BUILDING FACE AREA			1244.25	S.F.
			115.59	S.M.
PORTION WALL AREA			1244.25	S.F.
			115.59	S.M.
LIMITING DISTANCE			1.2 m	
MAX. % OPENINGS			7	%
OPENINGS ALLOWED			87.10	S.F.
OPENINGS PROVIDED			75.39	S.F.
ADDITIONAL NOTES				
GLAZED AREA CALCULATED W/ FRAME SIZE MINUS 2" AROUND ENTIRE PERIMETER				

REFER TO FRONT ELEVATION FOR TYPICAL NOTES & INFORMATION

ROOF OVERHANGS TO BE 15" UNLESS NOTED OTHERWISE

It is the builder's complete responsibility to ensure that all plans submitted for approval fully comply with the Architectural Guidelines and all applicable regulations and requirements including zoning provisions and any provisions in the subdivision agreement. The Control Architect is not responsible in any way for examining or approving site (lotting) plans or working drawings with respect to any zoning or building code or permit matter or that any house can be properly built or located on its lot.

This is to certify that these plans comply with the applicable Architectural Design Guidelines approved by the City of VAUGHAN.

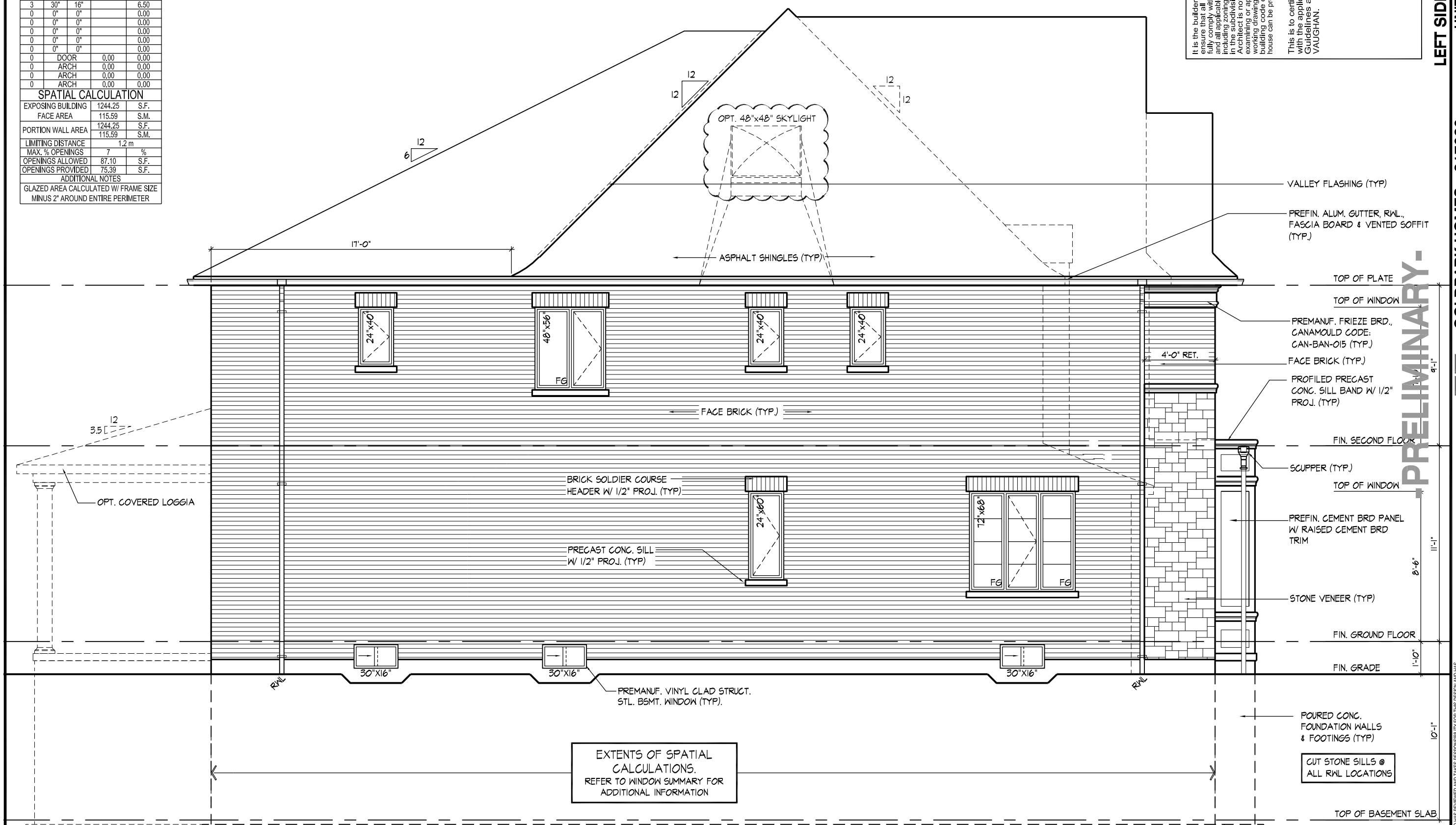

LEFT SIDE ELEVATION 'B'

AWHITING | MON JUN 1/20 06:12 PM | K:\PROJECTS\2017\217020.GOLD\WORKING\SINGLES\0\217020WS5009-ASPEN.DWG

LEFT SIDE ELEVATION 'B'
UNIT 5009- THE ASPEN
REV.2020.05.27

GOLDPARK HOMES - 217020
PINE VALLEY, VAUGHAN ONT.

Drawn By	Checked By	Scale	File Number	Page Number
NEA	AW	3/16"=1'-0"	217020WS5009	15 of 22

HUNT DESIGN ASSOCIATES INC.
8966 Woodbine Ave., Suite 200, Markham, ON L3R 0J7 T 905.737.5133 F 905.737.7326
www.huntdesign.ca

-PRELIMINARY-

THE UNDERSIGNED HAS REVIEWED AND TAKES RESPONSIBILITY FOR THIS DESIGN AND HAS THE QUALIFICATIONS AND MEETS THE REQUIREMENTS SET OUT IN THE ONTARIO BUILDING CODE TO BE A DESIGNER.

QUALIFICATION INFORMATION		
NAME	SIGNATURE	BCIN
Allan Whiting		23177
REGISTRATION INFORMATION		
HUNT DESIGN ASSOCIATES INC.		19695

All drawings specifications related documents and design are the copyright property of Hunt Design Associates (H.D.A). Reproduction of this property in whole or in part is strictly prohibited without H.D.A.'s written permission (H.D.A. assumes no responsibility or liability for this property unless it bears the appropriate BCIN number and original signature.)

WINDOW SUMMARY				
PER O.B.C. TABLE 9.10.15.4				
RIGHT SIDE ELEV. B ALT 5 BED.				
QUAN.	WIDTH	DEPTH	WINDOW / DOOR FRAME SIZE (S.F.)	
1	24"	56"		7.22
1	48"	56"		15.89
0	0"	0"		0.00
0	0"	0"		0.00
0	0"	0"		0.00
0	0"	0"		0.00
0	0"	0"		0.00
0	0"	0"		0.00
0	0"	0"		0.00
0	0"	0"		0.00
0	DOOR		0.00	0.00
0	ARCH		0.00	0.00
0	ARCH		0.00	0.00
0	ARCH		0.00	0.00

SPATIAL CALCULATION		
EXPOSING BUILDING FACE AREA	1250.33	S.F.
	116.16	S.M.
PORTION WALL AREA	1250.33	S.F.
	116.16	S.M.
LIMITING DISTANCE	1.2 m	
MAX. % OPENINGS	7	%
OPENINGS ALLOWED	87.52	S.F.
OPENINGS PROVIDED	23.11	S.F.
ADDITIONAL NOTES		
GLAZED AREA CALCULATED W/ FRAME SIZE MINUS 2" AROUND ENTIRE PERIMETER		

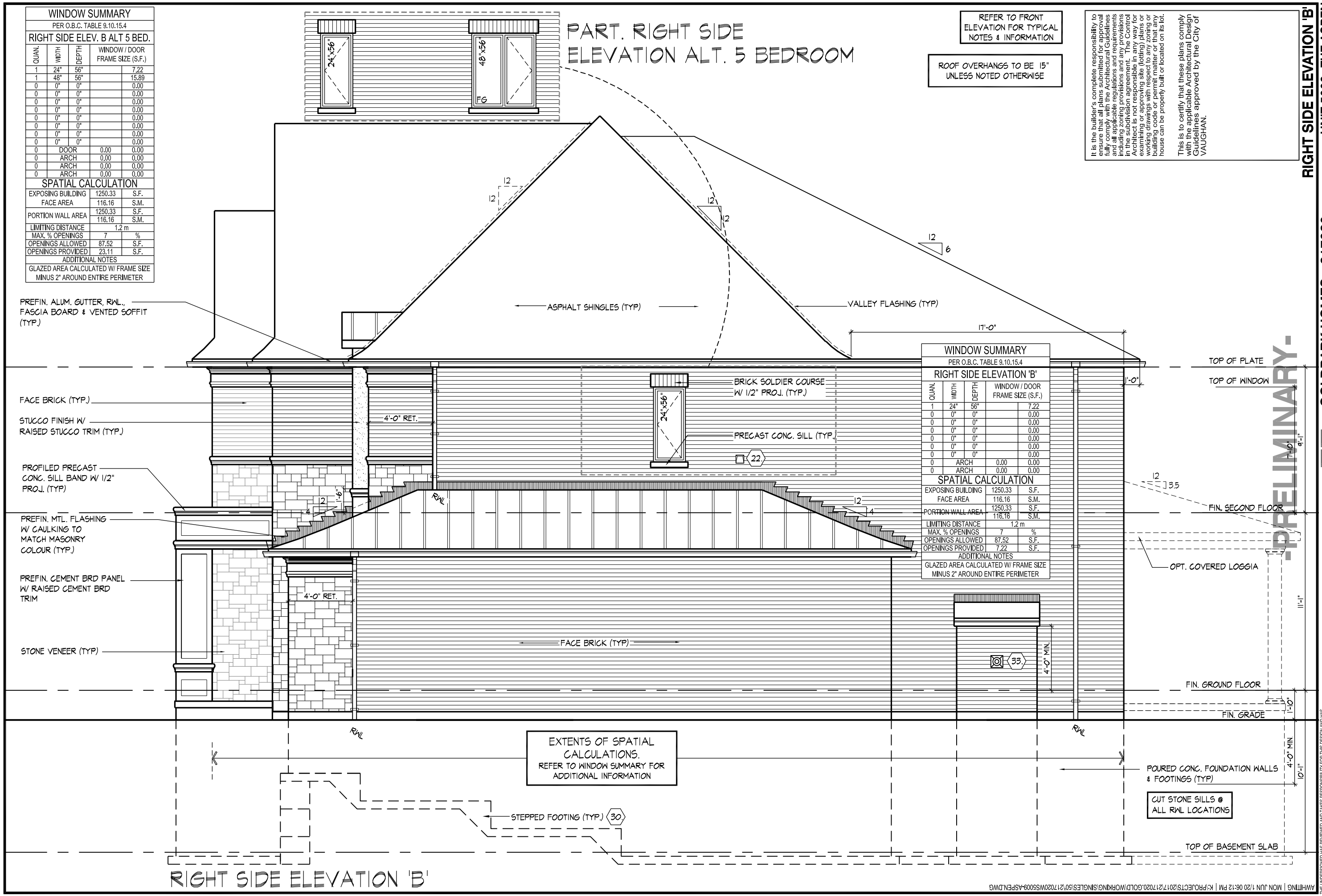

REFER TO FRONT ELEVATION FOR TYPICAL NOTES & INFORMATION

ROOF OVERHANGS TO BE 15" UNLESS NOTED OTHERWISE

WINDOW SUMMARY				
PER O.B.C. TABLE 9.10.15.4				
RIGHT SIDE ELEVATION 'B'				
QUAN.	WIDTH	DEPTH	WINDOW / DOOR FRAME SIZE (S.F.)	
1	24"	56"		7.22
0	0"	0"		0.00
0	0"	0"		0.00
0	0"	0"		0.00
0	0"	0"		0.00
0	0"	0"		0.00
0	0"	0"		0.00
0	0"	0"		0.00
0	ARCH		0.00	0.00
0	ARCH		0.00	0.00

SPATIAL CALCULATION		
EXPOSING BUILDING FACE AREA	1250.33	S.F.
	116.16	S.M.
PORTION WALL AREA	1250.33	S.F.
	116.16	S.M.
LIMITING DISTANCE	1.2 m	
MAX. % OPENINGS	7	%
OPENINGS ALLOWED	87.52	S.F.
OPENINGS PROVIDED	7.22	S.F.
ADDITIONAL NOTES		
GLAZED AREA CALCULATED W/ FRAME SIZE MINUS 2" AROUND ENTIRE PERIMETER		

It is the builder's complete responsibility to ensure that all plans submitted for approval fully comply with the Architectural Guidelines and all applicable regulations and requirements including zoning provisions and any provisions in the subdivision agreement. The Control Architect is not responsible for any errors or omissions in any zoning site (lotting) plans or working drawings with respect to any zoning or building code or permit matter or that any house can be properly built or located on its lot.

This is to certify that these plans comply with the applicable Architectural Design Guidelines approved by the City of VAUGHAN.

RIGHT SIDE ELEVATION 'B'

UNIT 5009- THE ASPEN

REV.2020.05.27

GOLDPARK HOMES - 217020

PINE VALLEY, VAUGHAN ONT.

Drawn By	Checked By	Scale	File Number	Page Number
NEA	AW	3/16"=1'-0"	217020WS5009	16 of 22

HUNT DESIGN ASSOCIATES INC.

www.huntdesign.ca

8966 Woodbine Ave., Suite 200, Markham, ON L3R 0J7 T 905.737.5133 F 905.737.7326

-PRELIMINARY-

THE UNDERSIGNED HAS REVIEWED AND TAKES RESPONSIBILITY FOR THIS DESIGN AND HAS THE QUALIFICATIONS AND MEETS THE REQUIREMENTS SET OUT IN THE ONTARIO BUILDING CODE TO BE A DESIGNER.

QUALIFICATION INFORMATION		
NAME	SIGNATURE	BCIN
Allan Whiting		23177
REGISTRATION INFORMATION		
HUNT DESIGN ASSOCIATES INC.		19895

AWHITING | MON JUN 1/20 06:12 PM | K:\PROJECTS\2017\217020.GOLD\WORKING\SINGLES\0\217020WS5009-ASPEN.DWG

All drawings specifications related documents and design are the copyright property of Hunt Design Associates (H.D.A). Reproduction of this property in whole or in part is strictly prohibited without H.D.A.'s written permission (H.D.A. assumes no responsibility or liability for this property unless it bears the appropriate BCIN number and original signature.)

ROOF OVERHANGS TO BE 12" UNLESS NOTED OTHERWISE

It is the builder's complete responsibility to ensure that all plans submitted for approval fully comply with the Architectural Guidelines and all applicable regulations and requirements including zoning provisions and any provisions in the subdivision agreement. The Control Architect is not responsible in any way for examining or approving site (lotting) plans or working drawings with respect to any zoning or building code or permit matter or that any house can be properly built or located on its lot.

This is to certify that these plans comply with the applicable Architectural Design Guidelines approved by the City of VAUGHAN.

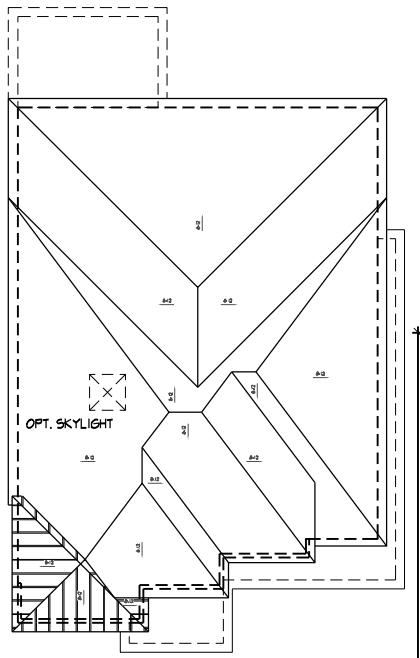

ROOF PLAN 'C'
N.T.S.

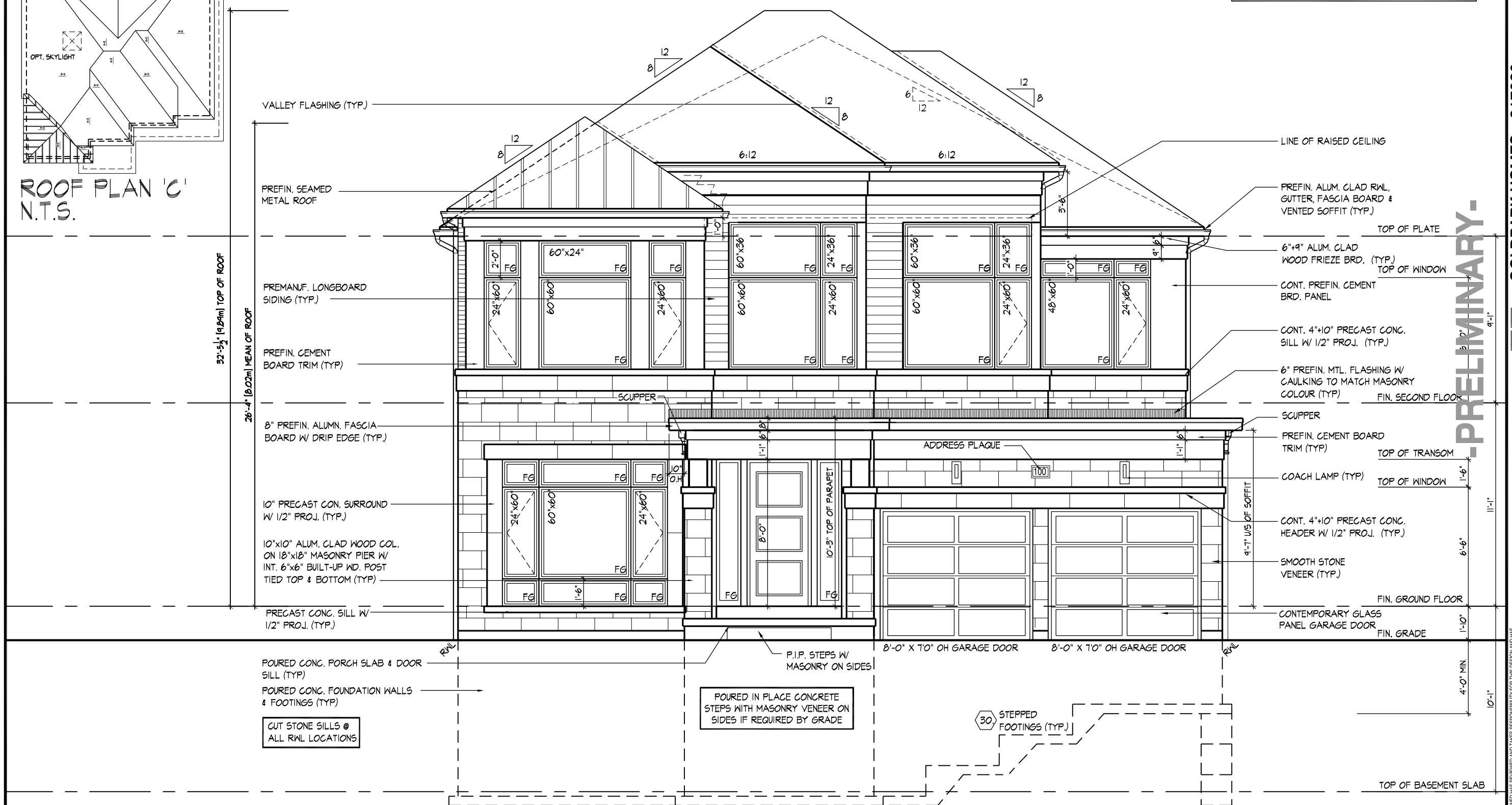

FRONT ELEVATION 'C'

AWHITING | MON JUN 1/20 06:12 PM | K:\PROJECTS\2017\217020.GOLD\WORKING\SINGLES\60'\217020WS5009-ASPEN.DWG

FRONT ELEVATION 'C'
UNIT 5009- THE ASPEN
REV.2020.05.27

GOLDPARK HOMES - 217020
PINE VALLEY, VAUGHAN ONT.

Drawn By	Checked By	Scale	File Number	Page Number
NEA	AW	3/16"=1'-0"	217020WS5009	17 of 22

HUNT DESIGN ASSOCIATES INC.
www.huntdesign.ca 8966 Woodbine Ave., Suite 200, Markham, ON L3R 0J7 T 905.737.5133 F 905.737.7326

-PRELIMINARY-

THE UNDERSIGNED HAS REVIEWED AND TAKES RESPONSIBILITY FOR THIS DESIGN AND HAS THE QUALIFICATIONS AND MEETS THE REQUIREMENTS SET OUT IN THE ONTARIO BUILDING CODE TO BE A DESIGNER.

QUALIFICATION INFORMATION		
Allan Whiting		23177
NAME	SIGNATURE	BCIN
REGISTRATION INFORMATION		
HUNT DESIGN ASSOCIATES INC.		19695

All drawings specifications related documents and design are the copyright property of Hunt Design Associates (H.D.A). Reproduction of this property in whole or in part is strictly prohibited without H.D.A.'s written permission (H.D.A. assumes no responsibility or liability for this property unless it bears the appropriate BCIN number and original signature.)

WINDOW SUMMARY				
PER O.B.C. TABLE 9.10.15.4				
LEFT SIDE ELEVATION C				
QUAN.	WIDTH	DEPTH	WINDOW / DOOR FRAME SIZE (S.F.)	
3	24"	40"		15.00
1	48"	56"		15.89
1	24"	60"		7.78
1	72"	68"		30.22
3	30"	16"		6.50
0	0"	0"		0.00
0	0"	0"		0.00
0	0"	0"		0.00
0	0"	0"		0.00
0	0"	0"		0.00
0	DOOR		0.00	0.00
0	ARCH		0.00	0.00
0	ARCH		0.00	0.00
0	ARCH		0.00	0.00

SPATIAL CALCULATION		
EXPOSING BUILDING FACE AREA	1241.09	S.F.
	115.30	S.M.
PORTION WALL AREA	1241.09	S.F.
	115.30	S.M.
LIMITING DISTANCE	1.2 m	
MAX. % OPENINGS	7	%
OPENINGS ALLOWED	86.88	S.F.
OPENINGS PROVIDED	75.39	S.F.
ADDITIONAL NOTES		
GLAZED AREA CALCULATED W/ FRAME SIZE MINUS 2" AROUND ENTIRE PERIMETER		

REFER TO FRONT ELEVATION FOR TYPICAL NOTES & INFORMATION

ROOF OVERHANGS TO BE 12" UNLESS NOTED OTHERWISE

It is the builder's complete responsibility to ensure that all plans submitted for approval fully comply with the Architectural Guidelines and all applicable regulations and requirements including zoning provisions and any provisions in the subdivision agreement. The Control Architect is not responsible in any way for examining or approving site (lotting) plans or working drawings with respect to any zoning or building code or permit matter or that any house can be properly built or located on its lot.

This is to certify that these plans comply with the applicable Architectural Design Guidelines approved by the City of VAUGHAN.

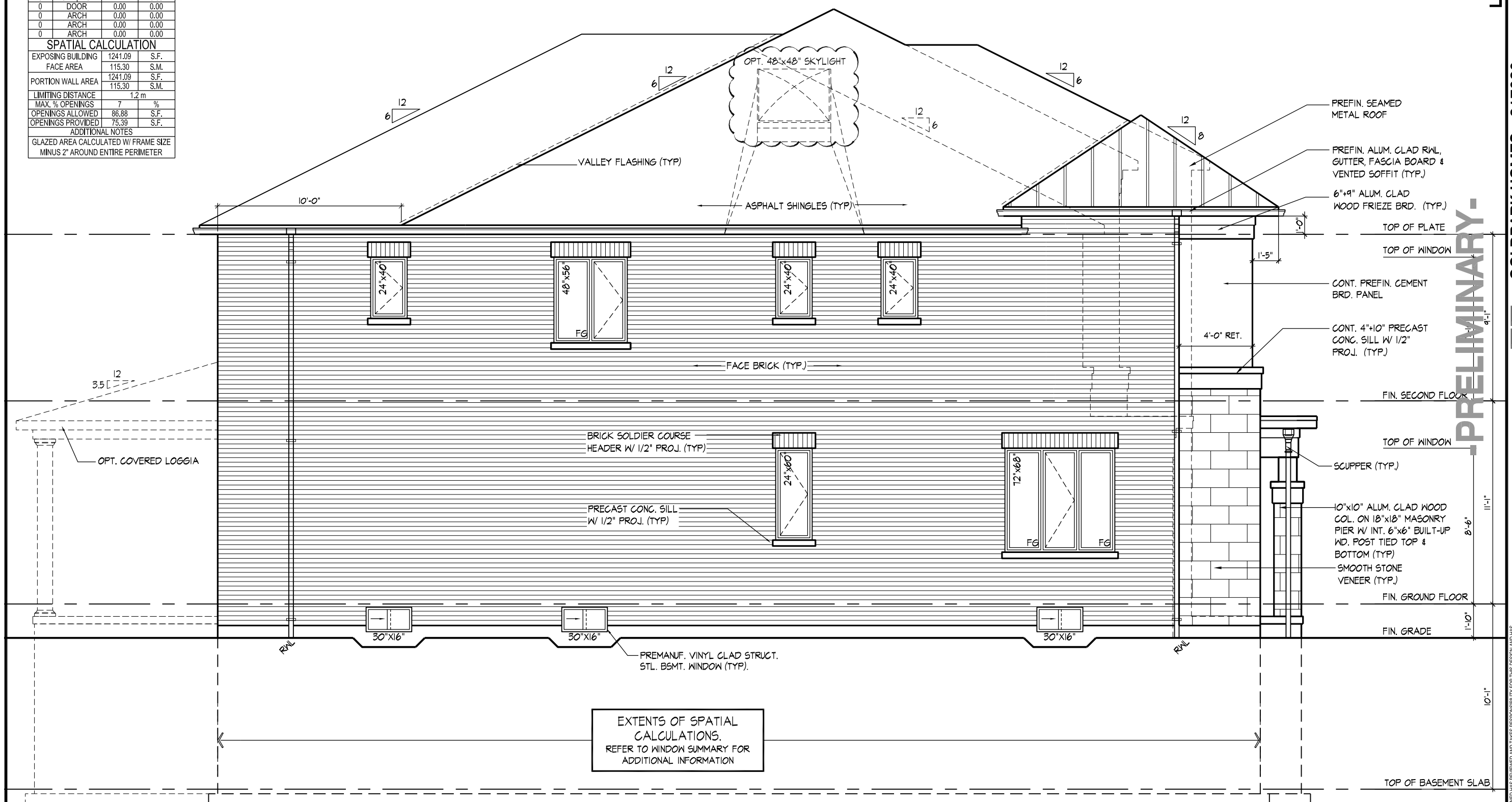

LEFT SIDE ELEVATION 'C'

AWHITING | MON JUN 1/20 06:12 PM | K:\PROJECTS\2017\217020.GOLD\WORKING\SINGLES\90\217020WS5009-ASPEN.DWG

LEFT SIDE ELEVATION 'C'
UNIT 5009- THE ASPEN
REV.2020.05.27

GOLDPARK HOMES - 217020
PINE VALLEY, VAUGHAN ONT.

Drawn By	Scale	File Number	Page Number
NEA	3/16"=1'-0"	217020WS5009	18 of 22
Checked By			
AW			

T 905.737.5133 F 905.737.7326

HUNT DESIGN ASSOCIATES INC.
www.huntdesign.ca
8966 Woodbine Ave., Suite 200, Markham, ON L3R 0J7

-PRELIMINARY-

THE UNDERSIGNED HAS REVIEWED AND TAKES RESPONSIBILITY FOR THIS DESIGN AND HAS THE QUALIFICATIONS AND MEETS THE REQUIREMENTS SET OUT IN THE ONTARIO BUILDING CODE TO BE A DESIGNER.

QUALIFICATION INFORMATION		
NAME	SIGNATURE	23177
Allan Whiting		BCIN
REGISTRATION INFORMATION		
HUNT DESIGN ASSOCIATES INC.		19695

All drawings specifications related documents and design are the copyright property of Hunt Design Associates (H.D.A). Reproduction of this property in whole or in part is strictly prohibited without H.D.A.'s written permission (H.D.A. assumes no responsibility or liability for this property unless it bears the appropriate BCIN number and original signature.)

WINDOW SUMMARY					WINDOW SUMMARY				
PER O.B.C. TABLE 9.10.15.4					PER O.B.C. TABLE 9.10.15.4				
RIGHT SIDE ELEVATION C					RIGHT SIDE ELEV. C ALT 5 BED.				
QUAN.	WIDTH	DEPTH	WINDOW / DOOR FRAME SIZE (S.F.)		QUAN.	WIDTH	DEPTH	WINDOW / DOOR FRAME SIZE (S.F.)	
1	24"	56"		7.22	1	24"	56"		7.22
1	24"	60"		7.78	1	24"	60"		7.78
1	24"	36"		4.44	1	24"	36"		4.44
0	0"	0"		0.00	1	48"	56"		15.89
0	0"	0"		0.00	0	0"	0"		0.00
0	0"	0"		0.00	0	0"	0"		0.00
0	0"	0"		0.00	0	0"	0"		0.00
0	0"	0"		0.00	0	0"	0"		0.00
0	0"	0"		0.00	0	0"	0"		0.00
0	0"	0"		0.00	0	0"	0"		0.00
0	DOOR		0.00	0.00	0	DOOR		0.00	0.00
0	ARCH		0.00	0.00	0	ARCH		0.00	0.00
0	ARCH		0.00	0.00	0	ARCH		0.00	0.00
0	ARCH		0.00	0.00	0	ARCH		0.00	0.00
SPATIAL CALCULATION					SPATIAL CALCULATION				
EXPOSING BUILDING FACE AREA			1288.27	S.F.	EXPOSING BUILDING FACE AREA			1288.27	S.F.
			119.68	S.M.				119.68	S.M.
PORTION WALL AREA			1288.27	S.F.	PORTION WALL AREA			1288.27	S.F.
			119.68	S.M.				119.68	S.M.
LIMITING DISTANCE			1.2 m		LIMITING DISTANCE			1.2 m	
MAX. % OPENINGS			7	%	MAX. % OPENINGS			7	%
OPENINGS ALLOWED			90.18	S.F.	OPENINGS ALLOWED			90.18	S.F.
OPENINGS PROVIDED			19.44	S.F.	OPENINGS PROVIDED			35.33	S.F.
ADDITIONAL NOTES					ADDITIONAL NOTES				
GLAZED AREA CALCULATED W/ FRAME SIZE MINUS 2" AROUND ENTIRE PERIMETER					GLAZED AREA CALCULATED W/ FRAME SIZE MINUS 2" AROUND ENTIRE PERIMETER				

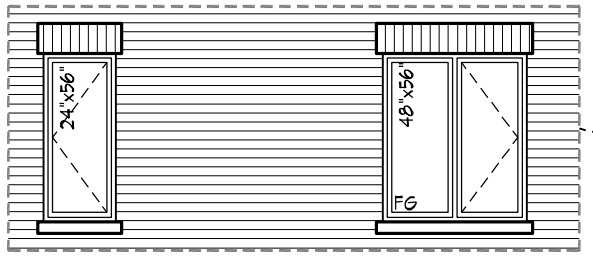

PART. RIGHT SIDE ELEVATION ALT. 5 BEDROOM

REFER TO FRONT ELEVATION FOR TYPICAL NOTES & INFORMATION

ROOF OVERHANGS TO BE 12" UNLESS NOTED OTHERWISE

It is the builder's complete responsibility to ensure that all plans submitted for approval fully comply with the Architectural Guidelines and all applicable regulations and requirements including zoning provisions and any provisions in the subdivision agreement. The Control Architect is not responsible for any errors or omissions in approving site (lotting) plans or working drawings with respect to any zoning or building code or permit matter or that any house can be properly built or located on its lot.

This is to certify that these plans comply with the applicable Architectural Design Guidelines approved by the City of VAUGHAN.

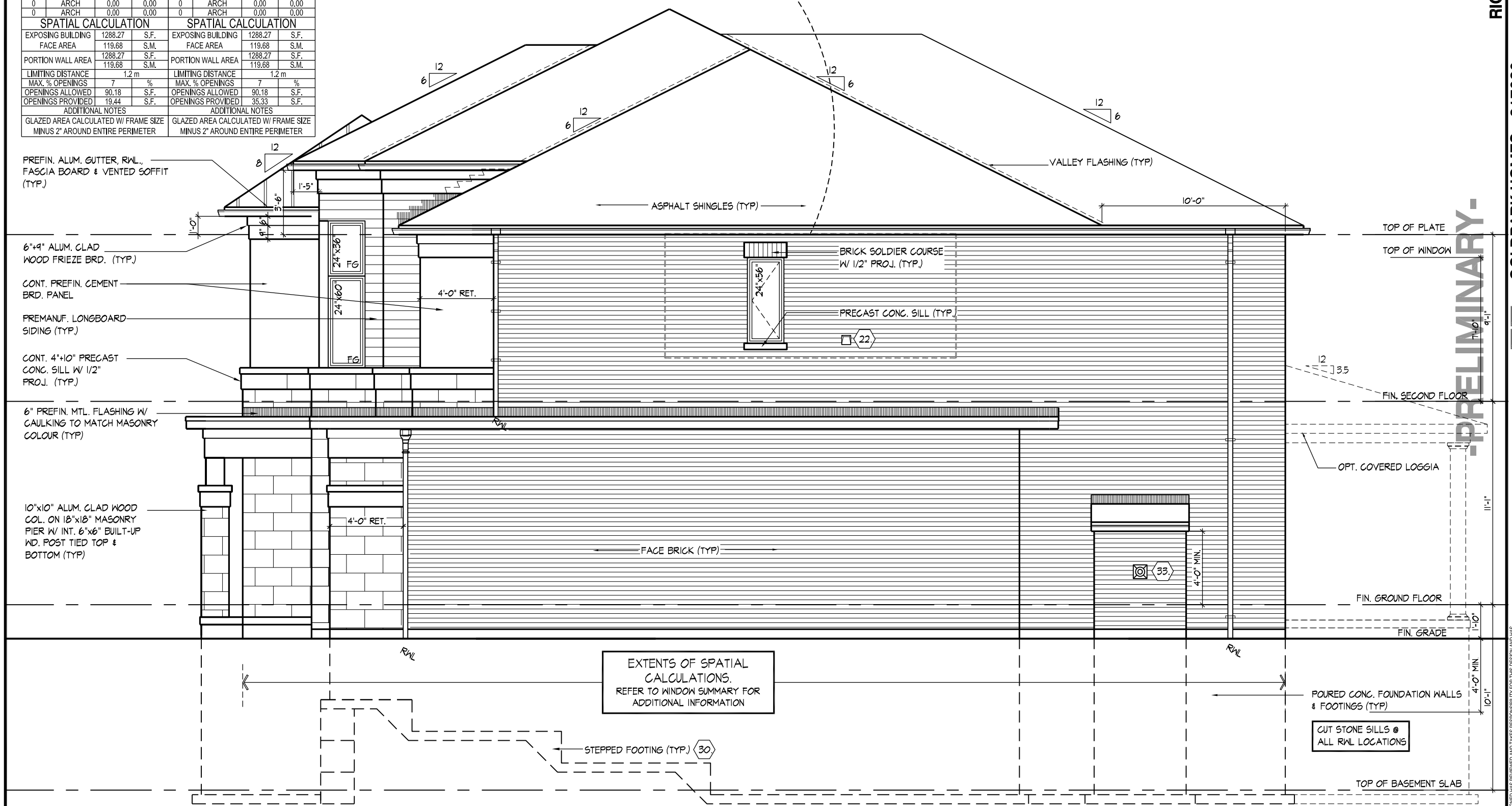

RIGHT SIDE ELEVATION 'C'

AWHITING | MON JUN 1/20 06:12 PM | K:\PROJECTS\2017\217020.GOLD\WORKING\SINGLES\60\217020WS5009-ASPEN.DWG

-PRELIMINARY-

RIGHT SIDE ELEVATION 'C'
UNIT 5009- THE ASPEN
REV.2020.05.27

GOLDPARK HOMES - 217020
PINE VALLEY, VAUGHAN ONT.

Drawn By	Checked By	Scale	File Number	Page Number
NEA	AW	3/16"=1'-0"	217020WS5009	19 of 22

HUNT DESIGN ASSOCIATES INC.
8966 Woodbine Ave., Suite 200, Markham, ON L3R 0J7 T 905.737.5133 F 905.737.7326
www.huntdesign.ca

THE UNDERSIGNED HAS REVIEWED AND TAKES RESPONSIBILITY FOR THIS DESIGN AND HAS THE QUALIFICATIONS AND MEETS THE REQUIREMENTS SET OUT IN THE ONTARIO BUILDING CODE TO BE A DESIGNER.

QUALIFICATION INFORMATION		
NAME	SIGNATURE	
Allan Whiting		23177
REGISTRATION INFORMATION		BCIN
HUNT DESIGN ASSOCIATES INC.		19695

All drawings specifications related documents and design are the copyright property of Hunt Design Associates (H.D.A). Reproduction of this property in whole or in part is strictly prohibited without H.D.A.'s written permission (H.D.A. assumes no responsibility or liability for this property unless it bears the appropriate BCIN number and original signature.)

ROOF OVERHANGS TO BE 15"
UNLESS NOTED OTHERWISE

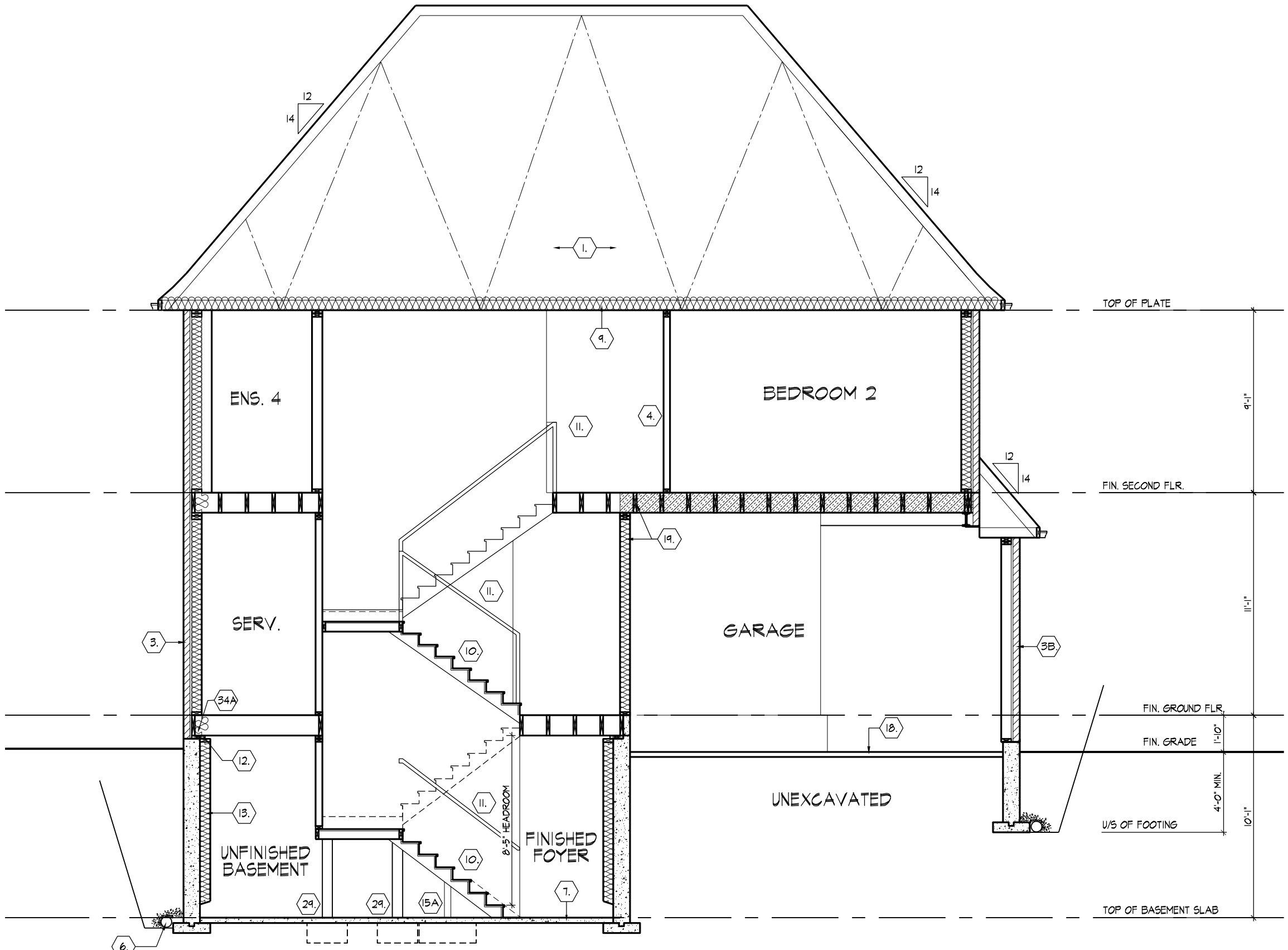

CROSS SECTION 'A-A'

-PRELIMINARY-

CROSS SECTION 'A-A'

UNIT 5009- THE ASPEN
REV.2020.05.27

GOLDPARK HOMES - 217020
PINE VALLEY, VAUGHAN ONT.

Drawn By	Checked By	Scale	File Number	Page Number
NEA	AW	3/16"=1'-0"	217020WS5009	20 of 22

HUNT DESIGN ASSOCIATES INC.
8966 Woodbine Ave., Suite 200, Markham, ON L3R 0J7 T 905.737.5133 F 905.737.7326
www.huntdesign.ca

THE UNDERSIGNED HAS REVIEWED AND TAKES RESPONSIBILITY FOR THIS DESIGN AND HAS THE QUALIFICATIONS AND MEETS THE REQUIREMENTS SET OUT IN THE ONTARIO BUILDING CODE TO BE A DESIGNER.

QUALIFICATION INFORMATION		
Allan Whiting	23177	
NAME	SIGNATURE	BCIN
REGISTRATION INFORMATION		
HUNT DESIGN ASSOCIATES INC.	19695	

All drawings specifications related documents and design are the copyright property of Hunt Design Associates (H.D.A). Reproduction of this property in whole or in part is strictly prohibited without H.D.A.'s written permission (H.D.A. assumes no responsibility or liability for this property unless it bears the appropriate BCIN number and original signature.)

AWHITING | MON JUN 1/20 06:12 PM | K:\PROJECTS\2017\217020.GOLD\WORKING\SINGLES\0\217020WS5009-ASPEN.DWG