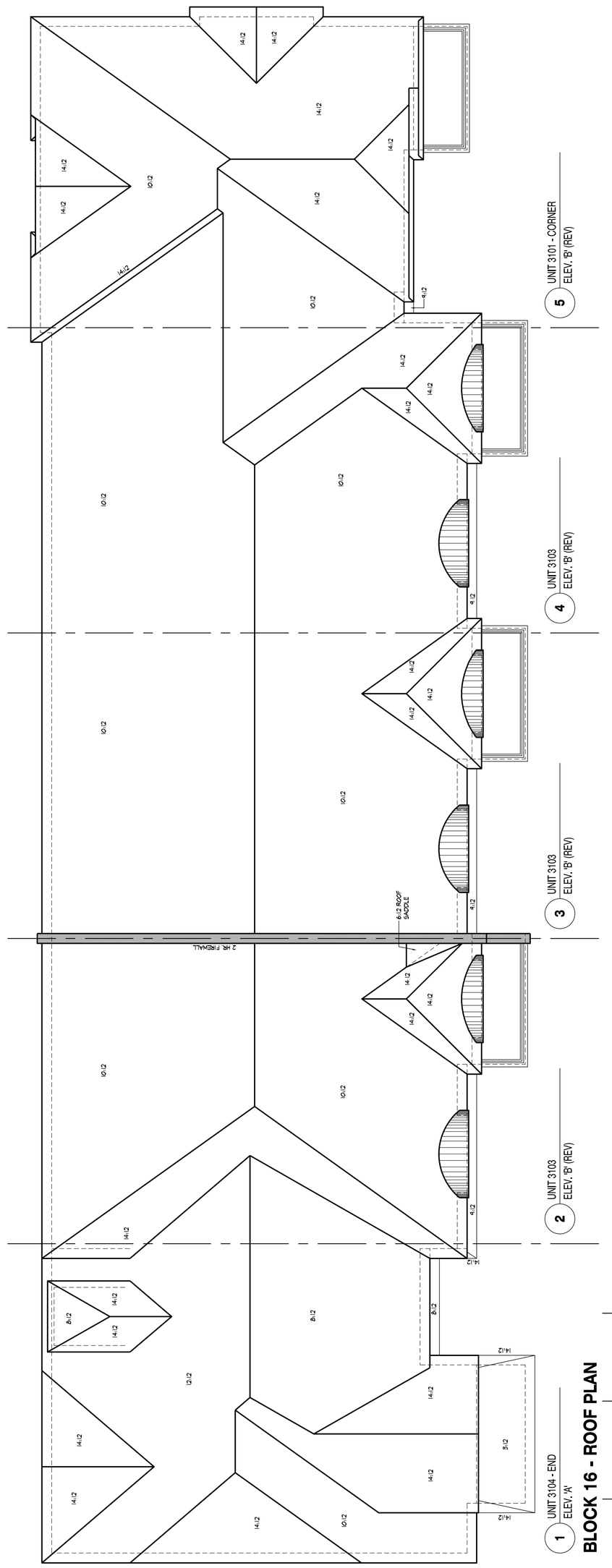

BLOCK 16 - ROOF PLAN

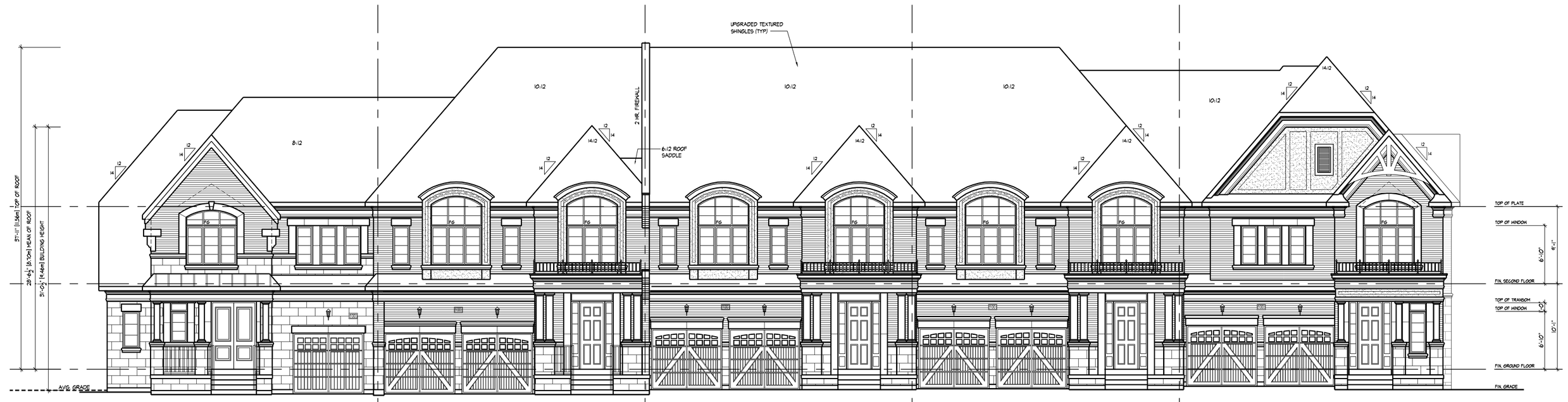

1 UNIT 3104 - END ELEV. 'A' | 2 UNIT 3103 ELEV. 'B' (REV) | 3 UNIT 3103 ELEV. 'B' (REV) | 4 UNIT 3103 ELEV. 'B' (REV) | 5 UNIT 3101 - CORNER ELEV. 'B' (REV)

BLOCK 16 - FRONT ELEVATION

NOTE:
ALL PORCH STEPS TO BE POURED IN PLACE CONCRETE W/ MASONRY VENEER ON THE SIDES.
USE LANDSCAPE STEPS WHEN REQUIRED

5 UNIT 3101 - CORNER ELEV. 'B' (REV) | 4 UNIT 3103 ELEV. 'B' (REV) | 3 UNIT 3103 ELEV. 'B' (REV) | 2 UNIT 3103 ELEV. 'B' (REV) | 1 UNIT 3104 - END ELEV. 'A'

BLOCK 16 - REAR ELEVATION

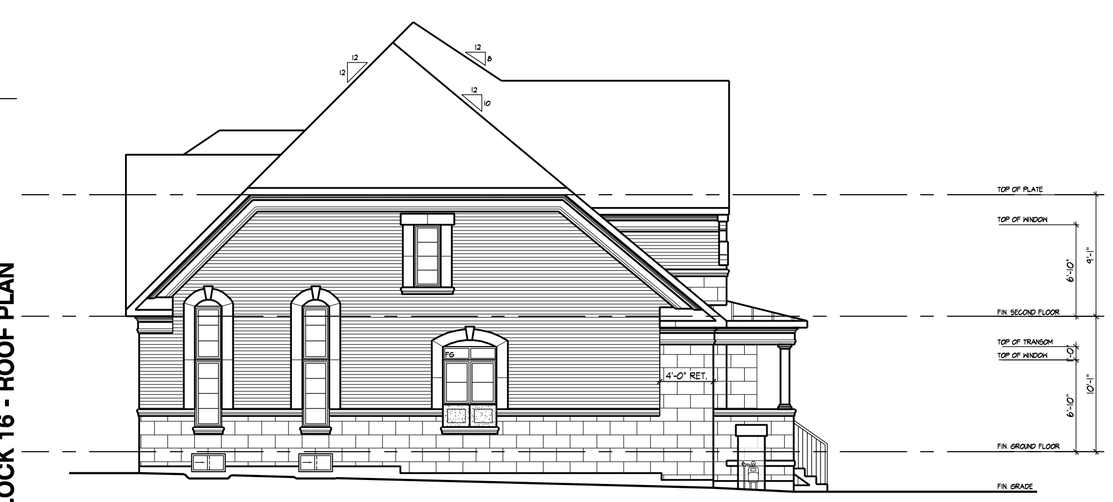

1 UNIT 3104 - END ELEV. 'A'

BLOCK 16 - LEFT SIDE ELEVATION

5 UNIT 3101 - CORNER ELEV. 'B' (REV)

BLOCK 16 - RIGHT SIDE ELEVATION

BUILDING AREA INCLUDING COLD CELLARS	6961.43 sq ft 646.74 sq m

A FIREWALL IS REQUIRED IF THE BUILDING AREA IS GREATER THAN 600 m2 (6458 sq ft) AS PER BUILDING CODE PART 9 LIMITATIONS SECTION 1.1.2.4.(1)
** DEFINITION OF BUILDING AREA AS PER PART 1.4.1.2. IS THE EXTENT OF THE GREATEST HORIZONTAL BUILDING EXTERIOR WALLS ABOVE GRADE TO IF REQD THE CENTER OF THE FIREWALL (DEMISING LINE)

BUILDING AREA CALCULATION FOR FIREWALLS AS PER O.B.C. PART 1 SECTION 1.1.2.4.(1), PART 3.1. & 9.10.

SECTION	BUILDING AREA
LOTS 1 & 2	2833.85 sq ft
	263.27 sq m
LOTS 3, 4, & 5	4127.58 sq ft
	383.47 sq m
-	-
	-

It is the builder's complete responsibility to ensure that all plans submitted for approval fully comply with the ontario building code and all applicable regulations and requirements (including zoning provisions and any provisions in the subdivision agreement. The Control Architect is not responsible in any way for any errors or omissions in the building code or working drawings with respect to any zoning or building code or permit matter or that any house can be properly built or located on its lot.

This is to certify that these plans comply with the applicable Architectural Design Guidelines approved by the City of VAUGHAN.

NO.	DESCRIPTION	YYYY.MM.DD	BY
5.	-	-	-
4.	-	-	-
3.	-	-	-
2.	REVISED AS PER AC COMMENTS	2018/03/16	OF
1.	ISSUED FOR SITE PLAN APPROVAL	2018/03/08	OF

REVISIONS

THE UNDERSIGNED HAS REVIEWED AND TAKES RESPONSIBILITY FOR THIS DESIGN AND HAS THE QUALIFICATIONS AND MEETS THE REQUIREMENTS SET OUT IN THE ONTARIO BUILDING CODE TO BE A DESIGNER.

QUALIFICATION INFORMATION
Orin Fairbarn — 20201
NAME — SIGNATURE — BCIN

REGISTRATION INFORMATION
HUNT DESIGN ASSOCIATES INC. — 19895

HUNT DESIGN ASSOCIATES INC.
www.huntdesign.ca
8966 Woodbine Ave, Markham, ON L3R 0J7
T 905.737.5133 F 905.737.7326 email: hdai@huntdesign.ca

GOLDPARK HOMES - 217014
PINE VALLEY DRIVE, VAUGHAN, ONTARIO

BLOCK 16
LOTS 1 to 5

BLOCK ELEVATIONS & ROOF PLAN

- REV.2018/03/16

Scale: 1/8"=1'-0" | Drawn By: O FAIRBARN | Checked By: OF
File Number: 217014DT-BLOCKS 13 to 18 | Page Number: 16 of 18

BLOCK NUMBER 16

All drawings specifications related documents and design are the copyright property of Hunt Design Associates (H.D.A.). Reproduction of this property in whole or in part is strictly prohibited without H.D.A.'s written permission (H.D.A. assumes no responsibility or liability for this property unless it bears the appropriate BCIN number and original signature.)

DWG: 13 - BLOCKS 13 TO 18 - BLOCK 16 - ROOF PLAN - FRONT - REAR - LEFT - RIGHT - ELEVATIONS - 217014DT-BLOCKS 13 TO 18.DWG - LAYOUT: 16 - BLOCK 16 - ELEVATIONS - ORIN FAIRBARN - APR 16, 2018 - 9:16 AM