

NQ70M7770DS


30" Microwave Combination Wall Oven

BE2-49L.

VP

MAY 1 2019

May 1, 2019
SAMSUNG



Signature Features

Steam Cook (Oven)

- Delivers moisture at precise times for a crisp, browned outside and tender inside.

Speed Cook (Microwave)

- Cook food faster and more evenly by using power convection.

Flex Duo™ (Oven)

- Cook two dishes at different temperatures simultaneously with the Smart Divider.


Available Colors




Stainless Steel (shown)



Black Stainless Steel



Steam Cook



Flex Duo™

Features

- Digital-Analog Controls
- 1.9/5.1 cu. ft. Capacity
- Hybrid Clean and Self-Clean (Oven)
- Gourmet Cook (Oven)
- Dual Convection (Oven)
- Wi-Fi Connectivity
- Wi-Fi Enabled Temperature Probe (Oven)
- LED Spotlights (Oven)
- Easy View Window
- 3 Heavy-Duty Racks including a Gliding Rack (Oven)
- Soft-Close Door (Oven)
- Ceramic Plate (Microwave)
- Rapid Preheat (Oven)
- Auto Latch Microwave Door
- 6 Oven Modes including Steam Bake and Steam Roast
- Blue LED Illuminated Knobs
- Broil Element
- Smart Control Key (Oven)
- 6 Rack Positions (Oven)
- Drop-Down Door Design
- LCD Display

Convenience

- Hidden Heating Element (Oven)
- Sabbath Mode (Oven)
- Delay Start (Oven)
- Proofing (Oven)
- Warming Mode (Oven)
- Kitchen Timer
- Child Safety Lock
- Convection Conversion

NQ70M7770DS

BEZ-49L
MAY 1 2019

May 1, 2019



SAMSUNG

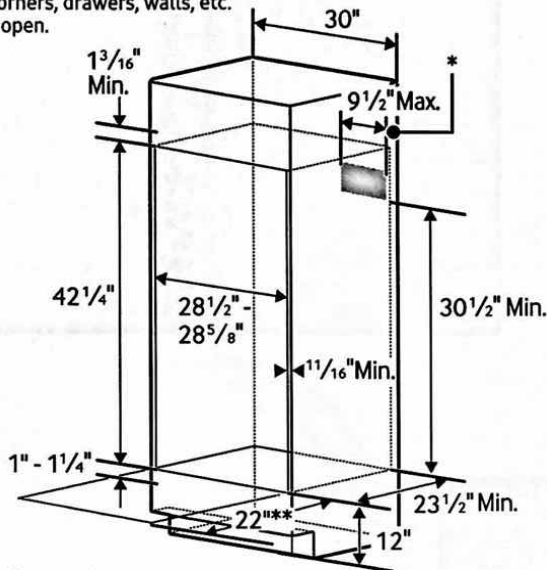
30" Microwave Combination Wall Oven

Cabinet Dimensions

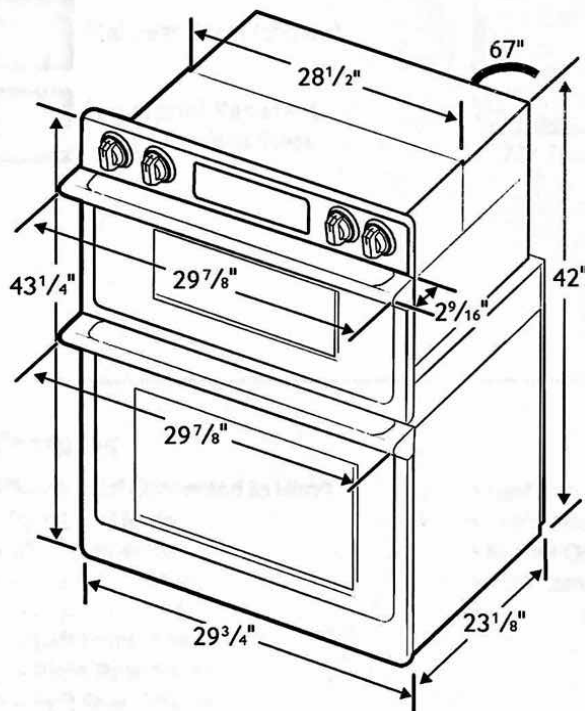
Combination Oven Installed in Cabinet

* Junction Box

** Allow a minimum of 22" for clearance to adjacent corners, drawers, walls, etc. when door is open.



Product Dimensions



Total Capacity: 1.9/5.1 cu. ft.

- Microwave: 1.9 cu. ft.
- Wall Oven: 5.1 cu. ft. total, 2.8/2.2 cu. ft.
- Hidden Bake Element
- Bake: 175°F–550°F
- Convection Bake: 175°F–550°F
- Convection Roast: 175°F–550°F
- Broil: Low-High
- Steam Bake: 230°F–550°F
- Steam Roast: 230°F–550°F
- Proofing
- Sabbath Mode

Warranty

One (1) Year All Parts and Labor
Ten (10) Years Parts Warranty for Magnetron

Product Dimensions & Weight (WxHxD)

Outside (Max) Combination Oven Dimensions:

29 7/8" x 43 1/4" x 25 11/16"

Combination Oven Cut-Out Dimensions:

28 1/2" x 42 1/4" x 23 1/2"

Weight: 119 lbs.

Shipping Dimensions & Weight (WxHxD)

Dimensions:

33 5/8" x 48 3/16" x 29 51/64"

Weight: 132.5 lbs.

Color

Stainless Steel
Black Stainless Steel

Model

NQ70M7770DS
NQ70M7770DG

UPC Code

887276195186
887276195162

RATING	
240V	9.5 kW
208V	7.2 kW
BREAKER SIZE	
240V	40 Amps
208V	40 Amps

Actual color may vary. Design, specifications, and color availability are subject to change without notice. Non-metric weights and measurements are approximate.

©2017 Samsung Electronics America, Inc. 85 Challenger Road, Ridgefield Park, NJ 07660. Tel: 800-SAMSUNG.samsung.com. Samsung is a registered trademark of Samsung Electronics Co. Ltd.


NA30N7755TS

30" Gas Cooktop

BE2-49L
MAY 1 2019

SAMSUNG

VP May 1, 2019



Signature Features

22K True Dual-Power Burner

- Two independent heating burners offer intense heat and precise control to quickly boil water or temper chocolate.

Analog Controls with Digital Wi-Fi and Bluetooth® Technology

- The ultimate combination of analog comfort and digital technology delivers exceptional cooking performance.

Cast Iron Griddle

- Cook breakfast, grill sandwiches, or sauté vegetables on the removable griddle.


Available Colors




Stainless Steel (shown)



Fingerprint Resistant
Black Stainless Steel



22K True Dual-Power Burner



Cast Iron Griddle

Features

- Bluetooth® Connected to Hood
- Blue LED Lights
- Wi-Fi Connectivity
- Powerful Cooktop
 - Right Front: 13K BTU
 - Left Front: 9.5K BTU
 - Right Rear: 5K BTU
 - Left Rear: 9.5K BTU
 - Center: True Dual, 22K BTU (Brass)

- Cast Iron 3-Piece Grates
- Sealed Burners
- Burner On/Off Monitoring
- ADA Compliant

Convenience

- Wok Grate
- LP Conversion Kit



ADA Compliant

NA30N7755TS

30" Gas Cooktop

BEZ-40L
MAY 1 2019

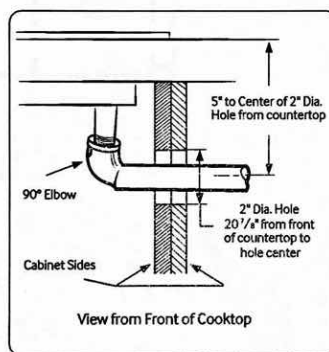
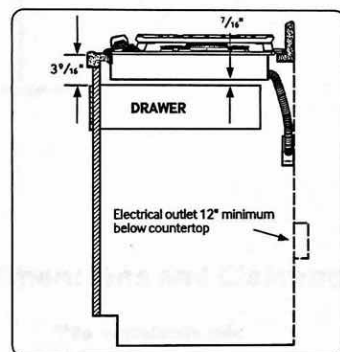
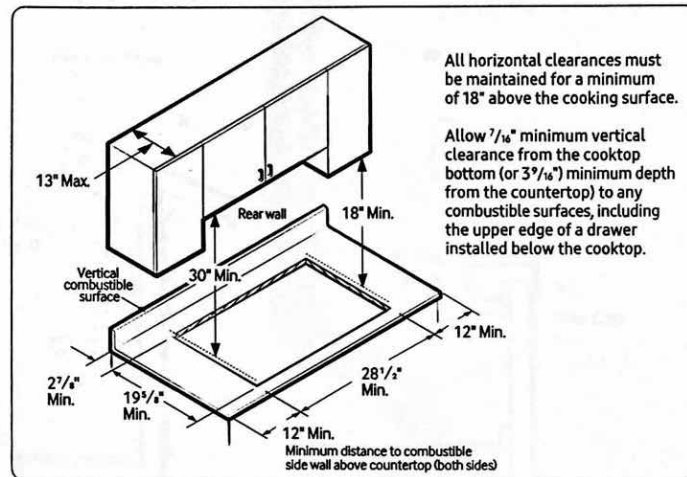


May 1, 2019

SAMSUNG

Installation Requirements

Countertop cut-out and minimum clearance dimensions:



Total Power (BTU)

59K

Power Source

120V / 60 Hz / 1A

Gas Cooktop (BTU)

- Right Front: 13K
- Left Front: 9.5K
- Right Rear: 5K Simmer
- Left Rear: 9.5K
- Center: 22K (True Dual)

Warranty

One (1) Year All Parts and Labor

Product Dimensions & Weight (WxHxD)

Outside (Max) Cooktop Dimensions:

30" x 5^{41/72}" x 22^{1/3}"

Cooktop Cut-Out Dimensions:

28^{1/2}" x 3^{1/8}" x 19^{5/8}"

Weight: 75.8 lbs. (76.3 lbs. Fingerprint Resistant Black Stainless Steel)

Shipping Dimensions & Weight (WxHxD)

Dimensions: 34^{11/16}" x 10^{5/8}" x 25^{5/8}"

Weight: 84.0 lbs. (84.9 lbs. Fingerprint Resistant Black Stainless Steel)

Color

Stainless Steel

Model

NA30N7755TS

UPC Code

887276281704

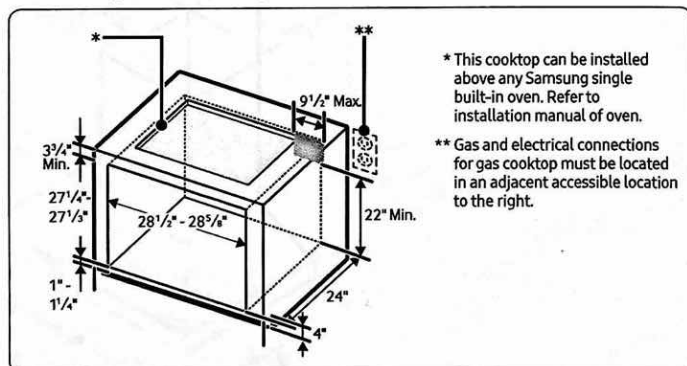
Fingerprint Resistant

Black Stainless Steel

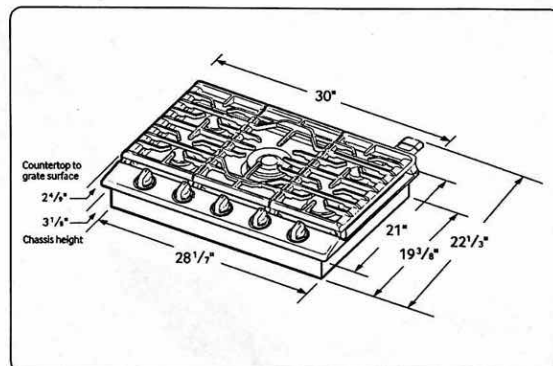
NA30N7755TG

887276281698

Installing Over a Single Oven



Cooktop Dimensions



May 1, 2019

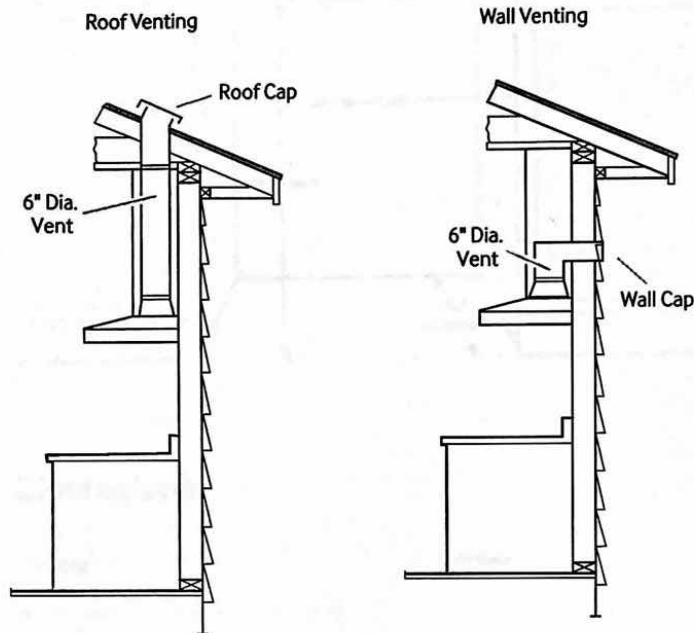
NK30K7000WS

30" Range Hood



BE2-49L.
MAY 1 2019

Venting Methods



Total Power

220 W

Power Source

120 V/60 Hz

Range Hood

- 30," Stainless Steel Chimney Hood
- Vent Fan: 600 CFM
- Front-Centered, Touch Control
- 4 Fan Speeds: 3 Step, 1 Booster
- 74.3 dBA Noise Level/10.8 sones
- Hood Connectivity Control
- Bluetooth On/Off Control
- Mobile Monitoring: Fan Speed, Lighting On/Off, Power Control
- Removable Baffle Filter
- LED Lighting

Warranty

One (1) Year All Parts and Labor

Product Dimensions & Weight (WxHxD)

Outside (Max) Hood Dimensions:

29⁹/₁₆" x 15¹/₂" x 19⁷/₁₀"

Weight: 44.1 lbs.

Shipping Dimensions & Weight (WxHxD)

Dimensions:

34¹/₄" x 26¹/₂" x 18¹/₁₆"

Weight: 56.7 lbs.

Color

Stainless Steel

Black Stainless Steel

Model #

NK30K7000WS

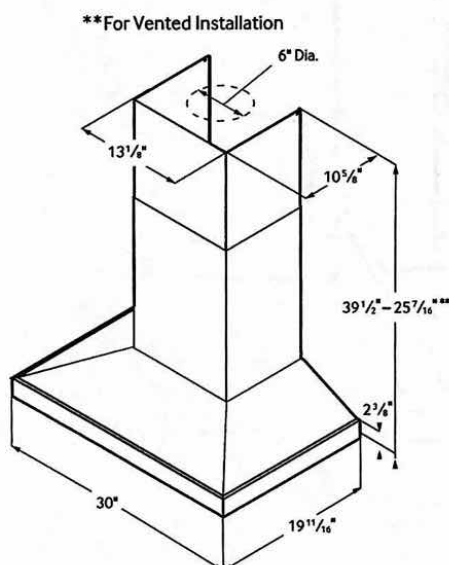
NK30K7000WG

UPC Code

887276182964

887276182957

Dimensions and Clearance



SAMSUNG

Actual color may vary. Design, specifications, and color availability are subject to change without notice. Non-metric weights and measurements are approximate.

©2016 Samsung Electronics America, Inc. 85 Challenger Road, Ridgefield Park, NJ 07660. Tel: 800-SAMSUNG. samsung.com. Samsung is a registered trademark of Samsung Electronics Co., Ltd.

DW80K7050US

Samsung Dishwasher

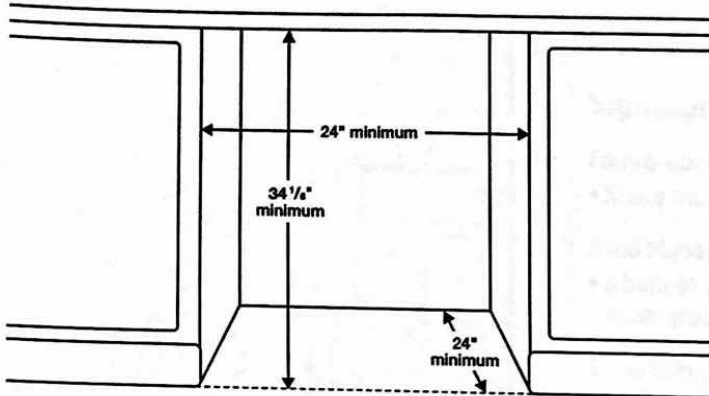
BE2-49L

MAY 1 2019

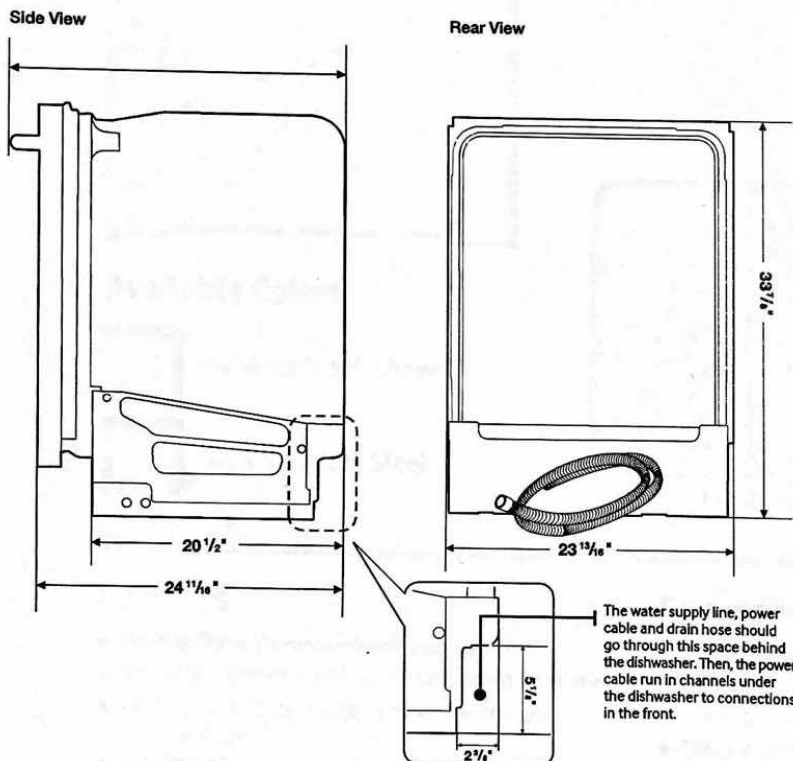
May 1, 2019

VP

Installing Your Dishwasher



Dimensions



Features

- 6 Wash Cycles: Auto, Heavy, Normal, Express 60, Delicate, Rinse Only
- 6 Options: StormWash,[™] Lower Rack Wash, Sanitize (Anti-Bacterial-NSF), Hi-Temp Wash, Delay Start, Control Lock
- Manual Filtration System
- Hidden Heat Element
- Stainless Steel Interior Tub

Convenience

- Control Lock
- Digital Water Leakage Sensor: Detects Water Leaks Before They Happen and Shuts Off the Dishwasher to Prevent Water Damage.
- Nylon Racking
- Upper Rack: 2 Cup Shelves, Adjustable Tines
- Lower Rack: Adjustable Tines
- 2 Silverware Baskets

Warranty

One (1) Year All Parts and Labor

Five (5) Year Limited on Printed Circuit Board and Interior Nylon Racks

Lifetime Limited Warranty on Stainless Steel Door Liner and Tub for Leakage

Product Dimensions & Weight (WxHxD)

Dimensions (height is adjustable):

23⁷/₈" x 33⁷/₈" - 35⁷/₈" x 24³/₄"

Weight: 97 lbs.

Shipping Dimensions & Weight (WxHxD)

Dimensions: 26" x 35" x 29¹/₂"

Weight: 108 lbs.

Color

Stainless Steel

Black Stainless Steel

Model

DW80K7050US

DW80K7050UG

UPC Code

887276166452

887276166438

SAMSUNG

Actual color may vary. Design, specifications, and color availability are subject to change without notice. Non-metric weights and measurements are approximate.

©2016 Samsung Electronics America, Inc. 85 Challenger Road, Ridgefield Park, NJ 07660. Tel: 800-SAMSUNG. samsung.com. Samsung is a registered trademark of Samsung Electronics Co. Ltd.

RF22M9581SR

RF22M9581SR


MAY 1 2019

VP May 1, 2019

SAMSUNG

Samsung Counter-Depth, 4-Door Flex™ with Family Hub™

22 cu. ft. Capacity



Signature Features

Family Connection

- Share multiple calendars, photos and notes.

Food Management

- 3 built-in cameras take a picture of the inside of your fridge; order groceries online from the touchscreen.

Entertainment

- Stream music, videos, mirror your TV.


Available Colors




Stainless Steel (shown)



Black Stainless Steel



Family Hub™



FlexZone™

Features

- Profile Base Communication Apps
- S-Voice – Integrated Voice-Activated Features
- One Family Hub™ Experience Integrated Mobile App
- FlexZone™
- Triple and Metal Cooling
- Large Capacity – 22 cu. ft.
- External Filtered Water and Ice Dispenser
- Ice Master Ice Maker in the Refrigerator
- High-Efficiency LED Lighting
- Wine Rack
- Fingerprint-Proof Coating
- ENERGY STAR® Compliant
- EZ Slide-Out Shelves in Freezer and FlexZone™
- Counter-Depth

Convenience

- Tempered Glass Spill-Proof Shelves
- Gallon Door Bins
- Flip-Up Shelf
- Door Alarm
- Water Filter Indicator

Rating



ENERGY STAR®-rated:
709 kWh/yr

May 1, 2019

RF22M9581SR

BE2-49L.
MAY 1 2019



SAMSUNG

Samsung Counter-Depth, 4-Door Flex™ with Family Hub™

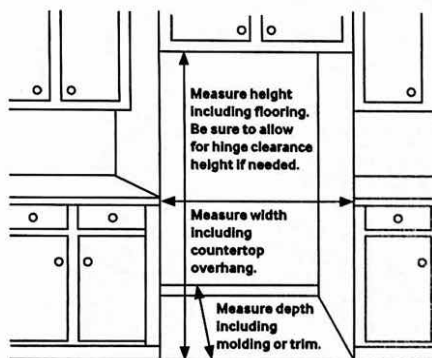
22 cu. ft. Capacity

Installation Specifications

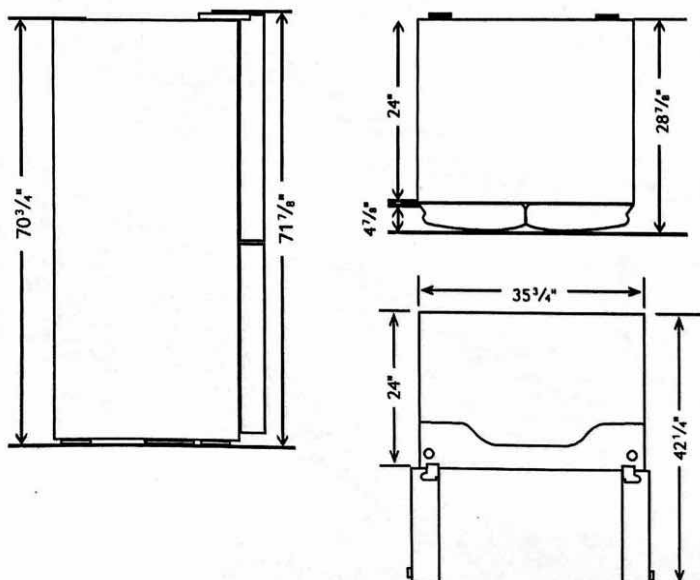
1. Measure the height, width and depth of the opening, making sure to include baseboards, molding tile, countertop overhang, etc. Check to be sure there is enough room to open the door (consider walls, islands or other obstacles when measuring).
2. Refer to illustration below to determine dimensions.
3. Allow 2.5" of clearance on hinge side of refrigerator when installing next to a wall where handle may make contact.
4. Allow 1" minimum clearance at rear for proper air circulation and water/electrical connections. Allow a 3/8" minimum clearance at sides and top for ease of installation.
5. Ensure each door and entryway in the home is wide enough for the refrigerator to be moved through easily.

For optimal usage and to be able to open refrigerator doors completely, do not install next to a wall.

Please note: The following dimension and cutout information is for planning purposes only. For complete installation details, consult manual packed with product, or download manual online at samsung.com.



Dimensions



Total Capacity: 22 cu. ft.

Refrigerator: 13.2 cu. ft.

- Premium External Filtered Water and Ice Dispenser (Crushed or Cubed Ice)
- Ice Master Ice Maker
- 2 Humidity-Controlled Crispers
- Gallon Door Bins
- 5 Tempered Glass Spill-Proof Shelves
 - 1 Slide-In
 - 1 Flip-Up
 - 3 Fixed
- Wine Rack
- High-Efficiency LED Lighting

FlexZone™: 4.4 cu. ft.

- 1 EZ Slide-Out Shelf
- 2 Drawers
- 5 Temperature Zones:
 - 41°F
 - 35°F
 - 30°F
 - 23°F
 - -8°F – 5°F
- High-Efficiency LED Lighting

Freezer: 4.4 cu. ft.

- 1 EZ Slide-Out Shelf
- 2 Freezer Drawers
- High-Efficiency LED Lighting

Warranty

One (1) Year Parts and Labor on Refrigerator
Five (5) Years Parts and Labor on Sealed Refrigeration System Only*
Ten (10) Years Parts and Five (5) Years Labor on Digital Inverter Compressor

*Compressor, evaporator, condenser, drier and connecting tubing.

Product Dimensions & Weight

Dimensions (WxHxD with hinges, handles and doors):
35 3/4" x 71 7/8" x 28 7/8"

Dimensions (WxHxD without hinges and door):
35 3/4" x 70 3/4" x 24"

Dimensions (WxHxD with hinge and door, no handle):
35 3/4" x 71 7/8" x 28 7/8"

Weight: 350.5 lbs.

Shipping Dimensions & Weight (WxHxD)

Dimensions: 38 5/16" x 78" x 31 5/16"

Weight: 374.7 lbs.

Color	Model #	UPC Code
Stainless Steel	RF22M9581SR	887276197999
Black Stainless Steel	RF22M9581SG	887276197982

Actual color may vary. Design, specifications, and color availability are subject to change without notice. Non-metric weights and measurements are approximate.

©2017 Samsung Electronics America, Inc. 85 Challenger Road, Ridgefield Park, NJ 07660. Tel: 800-SAMSUNG. samsung.com. Samsung is a registered trademark of Samsung Electronics Co., Ltd.