


Schedule 1: Designer Information

Use one form for each individual who reviews and takes responsibility for design activities with respect to the project.

A. Project Information					
Building number, street name				Unit no. 42-03 'A'	Lot/con. 2
Municipality Brampton	Postal code		Plan number/ other description 65M-4564		
B. Individual who reviews and takes responsibility for design activities					
Name Eric Schneider			Firm RN Design Limited		
Street address 8395 Jane Street				Unit no. 203	Lot/con.
Municipality Vaughan	Postal code L4K 5Y2		Province Ontario	E-mail erics@rndesign.com	
Telephone number (905) 738-3177		Fax number (905) 738-5449		Cell number	
C. Design activities undertaken by individual identified in Section B. [Building Code Division C, Part 3 Table 3.5.2.1]					
<input checked="" type="checkbox"/> House	<input type="checkbox"/> HVAC – House		<input type="checkbox"/> Building Structural		
<input type="checkbox"/> Small Buildings	<input type="checkbox"/> Building Services		<input type="checkbox"/> Plumbing – House		
<input type="checkbox"/> Large Buildings	<input type="checkbox"/> Detection, Lighting and Power		<input type="checkbox"/> Plumbing – All Buildings		
<input type="checkbox"/> Complex Buildings	<input type="checkbox"/> Fire Protection		<input type="checkbox"/> On-site Sewage Systems		
Description of designer's work Review of the site plan for Lot 2 model CARLTON 42-03 'A' STD door to garage. Design responsibility excludes any structural design and specifications outside of the scope of Part 9 of the OBC.					
D. Declaration of Designer					
I _____ Eric Schneider _____ (print name)			declare that (choose one as appropriate):		
<input checked="" type="checkbox"/> I review and take responsibility for the design work on behalf of a firm registered under Division C, Part 3, subsection 3.2.4. of the Building Code. I am qualified, and the firm is registered, in the appropriate classes/categories:					
Individual BCIN: 30840 _____					
Firm BCIN: 26995 _____					
<input type="checkbox"/> I review and take responsibility for the design work and am qualified in the appropriate category as an "other designer" under Division C, Part 3, subsection 3.2.5 of the Building Code.					
Individual BCIN: _____					
Basis for exemption from registration: _____					
<input type="checkbox"/> The design work is exempt from the registration and qualification requirements of the Building Code.					
Basis for exemption from registration and qualification: _____					
I certify that:					
1. The information contained in this schedule is true to the best of my knowledge.					
2. I have authority to bind the corporation or partnership (if applicable).					
October 30, 2017 Date			 Signature of Designer		

*For the purposes of this form, "individual" means the "person" referred to in Division C, Part 3, Clause 3.2.4.7. (1)(d), Division C, Part 3, Article 3.2.5.1. and all other persons who are exempt from qualification under Division C, Part 3, Subsections 3.2.4. and 3.2.5.

NOTE:

1. Firm and Individual BCIN numbers are not required for building permit applications submitted prior to January 1, 2006
2. Schedule 1 does not need to be completed by architects, or holders of a Certificate of Practice or a Temporary License under the *Architects Act*

This is to certify that these plans comply with the applicable Architectural Design Guidelines approved by the City of VAUGHAN.

OCT 25/2012

John G. Williams Limited, Architect

NOTE :
BUILDER TO CONNECT REAR DOWN SPOUTS
TO THE INFILTRATION TRENCH BY A 125MM DIA. PIPE























NOTE: BUILDER TO VERIFY LOCATION OF ALL HYDRANTS, STREET LIGHTS, TRANSFORMERS AND OTHER SERVICES. IF MIN. DIMENSIONS ARE NOT MAINTAINED BUILDER IS TO RELOCATE AT HIS OWN EXPENSE.

BUILDING STATISTICS

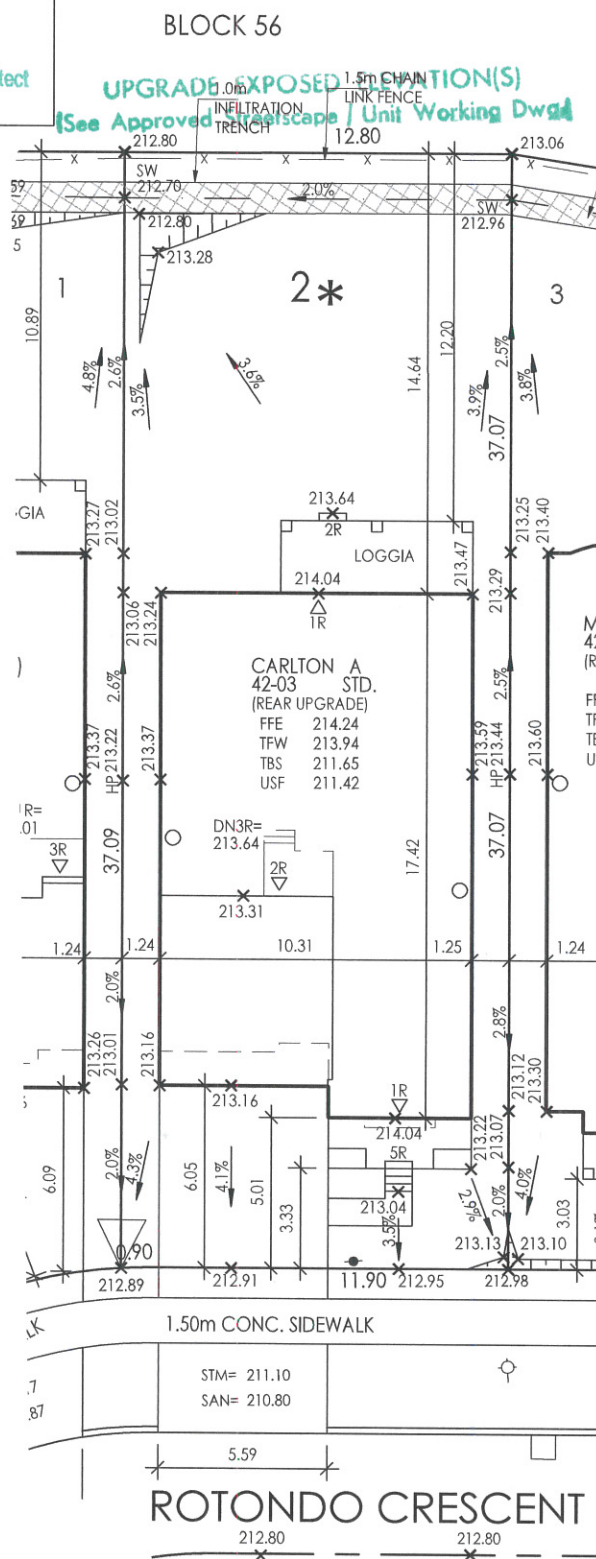
REG. PLAN No.	65M-4564
ZONE	RD4
LOT NUMBER	LOT 2
LOT AREA(m) ²	474.32
BLDG AREA(m) ²	181.8
LOT COVERAGE(%)	38.3%
No. OF STOREYS	2
MEAN HEIGHT(m)	8.66
PEAK HEIGHT(m)	.
DECK LINE(m)	.

LEGEND

FFE	FINISH FLOOR ELEVATION		BELL PEDESTAL
TFW	TOP OF FOUNDATION WALL		CABLE PEDESTAL
TBS	TOP OF BASEMENT SLAB		CATCH BASIN
USF	UNDER SIDE FOOTING		DBL CATCH BASIN
USFR	UNDER SIDE FOOTING @ REAR		ENGINEERED FILL
USFG	UNDER SIDE FOOTING @ GARAGE		HYDRO CONNECTION
TEF	TOP OF ENGINEERED FILL		FIRE HYDRANT
R	NUMBER OF RISERS TO GRADE		STREET LIGHT
WOD	WALK OUT DECK		MAIL BOX
LOB	LOOKOUT BASEMENT		TRANSFORMER
WOB	WALK OUT BASEMENT		SEWER CONNECTIONS 2 LOTS
REV	REVERSE PLAN		SEWER CONNECTIONS 1 LOT
STD	STANDARD PLAN		WATER CONNECTION
△	DOOR		WATER VALVE CHAMBER
○	WINDOW		HYDRANT AND VALVE
AC	AIR CONDITIONING		HYDRO METER
→	DOWN SPOUT TO SPLASH PAD		GAS METER
→	SWALE DIRECTION		MANHOLE - STORM
SP	SUMP PUMP		MANHOLE - SANITARY
			POTENTIAL HIGH WATER TABLE (SEE NOTE ON THIS DRAWING)
	X_____ CHAINLINK FENCE		
	XX_____ PRIVACY FENCE		
	XXX_____ SOUND BARRIER		
	FOOTING TO BE EXTENDED TO 1.22 (MIN) BELOW GRADE		

ISSUED OR REVISION COMMENTS

NO.	DESCRIPTION	DATE	DWN	CHG
1.	ISSUED FOR REVIEW	JAN.3/17	ET	JP
2.	ISSUED FOR REVIEW	FEB.3/17	ET	JP
3.	ISSUED FOR REVIEW	FEB.8/17	ET	JP
4.	ISSUED FOR REVIEW	FEB.13/17	ET	JP
5	ISSUED FINAL	OCT 17/17	RP	JP
6.	RE-ISSUED FINAL	OCT 23/17	JC	ES



SITE PLAN REVIEW

LOT NO. 2 REGISTERED PLAN 65M-4564

THE PROPOSED LOT GRADING AND DRAINAGE IS APPROVED AS BEING IN CONFORMITY WITH THE OVERALL APPROVED GRADING PLANS FOR THE SUBDIVISION.

THIS REVIEW DOES NOT WARRANT THAT OTHER INFORMATION SHOWN ON THIS DRAWING IS ACCURATE OR COMPLETE. SOLE RESPONSIBILITY FOR THE DESIGN AND DETAILS SHALL REMAIN WITH THE DESIGNER.

NO COMMENT ☒ REVIEWED BY SK
COMMENTS AS NOTED ☐ DATE Oct. 24, 2107



I, Eric Schneider declare that I have reviewed and take design responsibility for the design work on behalf of RN Design Limited under subsection 217.4 of the Building Code. I am qualified, and the firm is registered, in the appropriate classes/categories.

QUALIFIED DESIGNER BCIN 30840
FIRM BCIN 26995

OCT 30 2017

DATE SIGNATURE

CLIENT	
GOLD PARK HOMES	
PROJECT/LOCATION	
KLEINBURG GLEN-PH2 VAUGHAN, ON	
DRAWING	
SITE PLAN	
DRAWN BY	SCALE
ET	1:250
PROJECT No.	LOT NUMBER
14043	LOT 2