


Schedule 1: Designer Information

Use one form for each individual who reviews and takes responsibility for design activities with respect to the project.

A. Project Information			
Building number, street name		Unit no. 38-06 'A'	Lot/con. 155
Municipality Brampton	Postal code	Plan number/ other description	
B. Individual who reviews and takes responsibility for design activities			
Name Eric Schneider		Firm RN Design Limited	
Street address 8395 Jane Street		Unit no. 203	Lot/con.
Municipality Vaughan	Postal code L4K 5Y2	Province Ontario	E-mail erics@rndesign.com
Telephone number (905) 738-3177	Fax number (905) 738-5449	Cell number	
C. Design activities undertaken by individual identified in Section B. [Building Code Division C, Part 3 Table 3.5.2.1]			
<input checked="" type="checkbox"/> House <input type="checkbox"/> Small Buildings <input type="checkbox"/> Large Buildings <input type="checkbox"/> Complex Buildings <input type="checkbox"/> HVAC – House <input type="checkbox"/> Building Services <input type="checkbox"/> Detection, Lighting and Power <input type="checkbox"/> Fire Protection <input type="checkbox"/> Building Structural <input type="checkbox"/> Plumbing – House <input type="checkbox"/> Plumbing – All Buildings <input type="checkbox"/> On-site Sewage Systems			
Description of designer's work Review of the site plan for Lot 155 Model SCARLATTI 38-06 'A' REV door to garage. Design responsibility excludes any structural design and specifications outside of the scope of Part 9 of the OBC.			
D. Declaration of Designer			
I, <u>Eric Schneider</u> declare that (choose one as appropriate): (print name) <input checked="" type="checkbox"/> I review and take responsibility for the design work on behalf of a firm registered under Division C, Part 3, subsection 3.2.4. of the Building Code. I am qualified, and the firm is registered, in the appropriate classes/categories: Individual BCIN: <u>30840</u> Firm BCIN: <u>26995</u> <input type="checkbox"/> I review and take responsibility for the design work and am qualified in the appropriate category as an "other designer" under Division C, Part 3, subsection 3.2.5 of the Building Code. Individual BCIN: _____ Basis for exemption from registration: _____ <input type="checkbox"/> The design work is exempt from the registration and qualification requirements of the Building Code. Basis for exemption from registration and qualification: _____			
I certify that: 1. The information contained in this schedule is true to the best of my knowledge. 2. I have authority to bind the corporation or partnership (if applicable). <div style="display: flex; justify-content: space-between;"> <div> <u>May 15, 2017</u> Date </div> <div>  Signature of Designer </div> </div>			

*For the purposes of this form, "individual" means the "person" referred to in Division C, Part 3, Clause 3.2.4.7. (1)(d), Division C, Part 3, Article 3.2.5.1. and all other persons who are exempt from qualification under Division C, Part 3, Subsections 3.2.4. and 3.2.5.

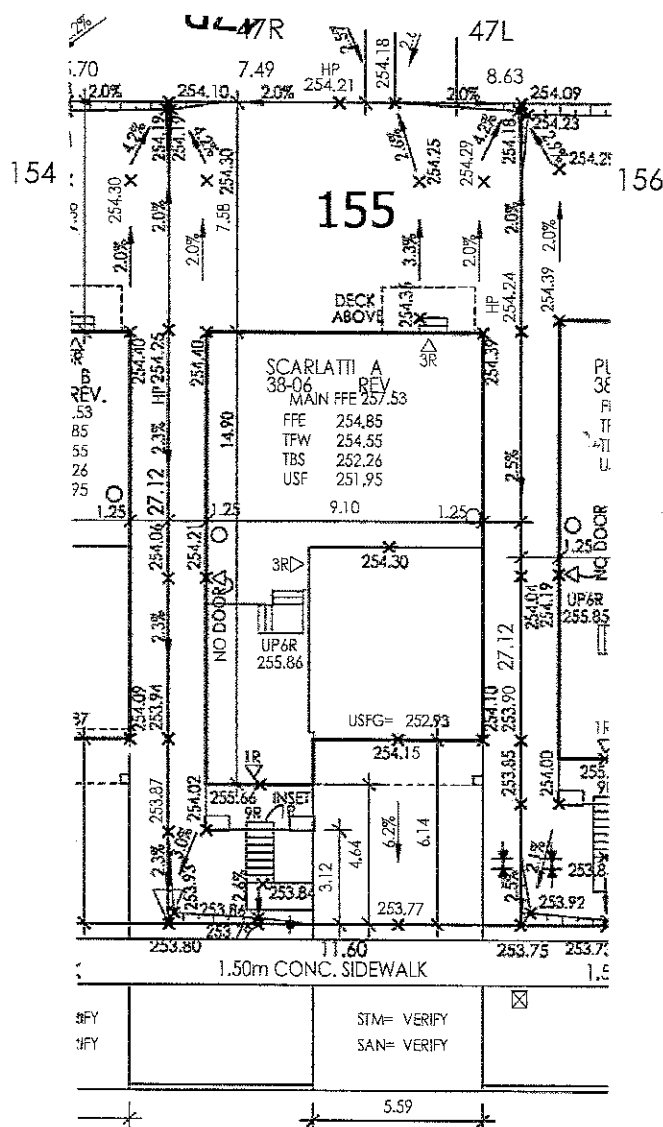
NOTE:

- Firm and Individual BCIN numbers are not required for building permit applications submitted prior to January 1, 2006
- Schedule 1 does not need to be completed by architects, or holders of a Certificate of Practice or a Temporary License under the *Architects Act*

This is to certify that these plans comply with the applicable Architectural Design Guidelines approved by the City of BRAMPTON.

CONFIDENTIAL

11/11/2011



QUEEN MARY DRIVE

URBANTECH NOTES:

- 1) No final utility location information at this time. Urbantech will not be responsible for future changes to design. Builder should notify purchaser's that street hardware and above ground utility furniture may be added or removed from their frontages.
- 2) Builder to lower underside of footings where adjacent to RLCB leads. Exact depth to be determined on site during footing excavation.
- 3) Builder to stake out driveway curb depressions at time of curb installation.
- 4) Builder to verify location of all hydrants, street lights, transformers and all other services. If min. dimensions are not maintained as per City standards, builder is to relocate at his own expense.
- 5) Builder to confirm service connection elevations and review for absence of conflict prior to footing excavation.
- 6) Final fence design have not been provided at this time. Purchaser to be advised that actual fencing details may not be as shown on this plan.

URBANTECH CONSULTING

We certify that the proposed grades at the lot corners are correct, and that the lot grading of the subject lot is in conformity to the approved subdivision grading plans and City standards.

REVIEWED BY: MLJ DATE: MAY 10/17



NOTE: BUILDER TO VERIFY LOCATION OF ALL HYDRANTS, STREET LIGHTS, TRANSFORMERS AND OTHER SERVICES. IF MIN. DIMENSIONS ARE NOT MAINTAINED BUILDER IS TO RELOCATE AT HIS OWN EXPENSE.

BUILDING STATISTICS

REG. PLAN No.	21T-110098Bb
ZONE	R1F-9-38FT
LOT NUMBER	LOT 155
LOT AREA[m^2]	465.33
BLDG AREA[m^2]	127.2
LOT COVERAGE[%]	27.3%
No. OF STOREYS	3
MEAN HEIGHT[m]	10.76
PEAK HEIGHT[m]	.
DECK LINE[m]	.

LEGEND

FFE	FINISHED FLOOR ELEVATION		BELL PEDESTAL
TFW	TOP OF FOUNDATION WALL		CABLE PEDESTAL
TBS	TOP OF BASEMENT SLAB		CATCH BASIN
USF	UNDER SIDE FOOTING		DBL CATCH BASIN
USFR	UNDER SIDE FOOTING @ REAR		ENGINEERED FILL
USFG	UNDER SIDE FOOTING @ GARAGE		FIRE HYDRANT
TEF	TOP OF ENGINEERED FILL		STREET LIGHT
R	NUMBER OF RISERS TO GRADE		MAIL BOX
WOD	WALKOUT DECK		TRANSFORMER
LOB	LOOKOUT BASEMENT		SEWER CONNECTIONS 2 LOTS
WOB	WALK OUT BASEMENT		SEWER CONNECTIONS 1 LOT
REV	REVERSE PLAN		WATER CONNECTION
STD	STANDARD PLAN		WATER VALVE CHAMBER
△	DOOR		HYDRANT AND VALVE
□	WINDOW		HYDRO METER
AC	AIR CONDITIONING		GAS METER
→	DOWN SPOUT TO SPLASH PAD		MANHOLE - STORM
SP	SUMP PUMP		MANHOLE - SANITARY

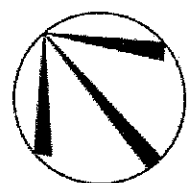
—X— CHAINLINK FENCE

—XX— PRIVACY FENCE

—XXX— SOUND BARRIER

FOOTING TO BE EXTENDED
TO 1.22 (MIN) BELOW GRADE

ISSUED OR REVISION COMMENTS

[illegible]

Imagine • Inspire • Create **RN DESIGN LTD**



8395 JANE STREET, SUITE 203
VAUGHAN, ONTARIO. L4K 5Y2
T: 905-738-3177 | F: 905-738-5449

I, ERIC SCHNEIDER DECLARE THAT I HAVE REVIEWED AND TAKEN DESIGN RESPONSIBILITY FOR THE DESIGN WORK ON BEHALF OF RN DESIGN LTD. UNDER DIVISION C, PART-3 SUBSECTION 3-2.4 OF THE BUILDING CODE. I AM QUALIFIED AND THE FIRM IS REGISTERED IN THE APPROPRIATE CLASSES / CATEGORIES.

CATEGORIES:
 QUALIFIED DESIGNER BCIN: 30840
 FIRM BCIN: 26995
 DATE:

MAR.30/17

SIGNATURE:

CLIENT

GOLD PARK HOMES

PROJECT/LOCATION

McLAUGHLIN AND MAYFIELD-PH2
BRAMPTON, ON

DRAWING

SITE PLAN

DRAWN BY

7

SCALE

1:250

PROJECT No.

13098-PH-2

LOT NUMBER

LOT 155