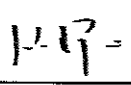


Schedule 1: Designer Information

Use one form for each individual who reviews and takes responsibility for design activities with respect to the project.

A. Project Information			
Building number, street name		Unit no. SD-04 'C'	Lot/con. 29L
Municipality BRAMPTON	Postal code	Plan number/ other description	
B. Individual who reviews and takes responsibility for design activities			
Name Julio Pinzon		Firm RN Design Limited	
Street address 8395 Jane Street		Unit no. 203	Lot/con.
Municipality Vaughan	Postal code L4K 5Y2	Province Ontario	E-mail juliop@rndesign.com
Telephone number (905) 738-3177	Fax number (905) 738-5449		Cell number
C. Design activities undertaken by individual identified in Section B. [Building Code Division C, Part 3 Table 3.5.2.1			
<input checked="" type="checkbox"/> House	<input type="checkbox"/> HVAC – House	<input type="checkbox"/> Building Structural	
<input type="checkbox"/> Small Buildings	<input type="checkbox"/> Building Services	<input type="checkbox"/> Plumbing – House	
<input type="checkbox"/> Large Buildings	<input type="checkbox"/> Detection, Lighting and Power	<input type="checkbox"/> Plumbing – All Buildings	
<input type="checkbox"/> Complex Buildings	<input type="checkbox"/> Fire Protection	<input type="checkbox"/> On-site Sewage Systems	
Description of designer's work Review of the site plan design and working drawings for LOT 29L model ROSSINI SD-04 'C' REV. Design responsibility excludes any structural design and specifications outside of the scope of Part 9 of the OBC.			
D. Declaration of Designer			
I, <u>Julio Pinzon</u>		declare that (choose one as appropriate):	
(print name)			
<input checked="" type="checkbox"/> I review and take responsibility for the design work on behalf of a firm registered under Division C, Part 3, subsection 3.2.4. of the Building Code. I am qualified, and the firm is registered, in the appropriate classes/categories:			
Individual BCIN: <u>38688</u>			
Firm BCIN: <u>26995</u>			
<input type="checkbox"/> I review and take responsibility for the design work and am qualified in the appropriate category as an "other designer" under Division C, Part 3, subsection 3.2.5 of the Building Code.			
Individual BCIN: _____			
Basis for exemption from registration: _____			
<input type="checkbox"/> The design work is exempt from the registration and qualification requirements of the Building Code.			
Basis for exemption from registration and qualification: _____			
I certify that:			
1. The information contained in this schedule is true to the best of my knowledge.			
2. I have authority to bind the corporation or partnership (if applicable).			
<u>June 20, 2017</u>			
Date		Signature of Designer	

*For the purposes of this form, "individual" means the "person" referred to in Division C, Part 3, Clause 3.2.4.7. (1)(d), Division C, Part 3, Article 3.2.5.1. and all other persons who are exempt from qualification under Division C, Part 3, Subsections 3.2.4. and 3.2.5.

NOTE:

1. Firm and Individual BCIN numbers are not required for building permit applications submitted prior to January 1, 2006
2. Schedule 1 does not need to be completed by architects, or holders of a Certificate of Practice or a Temporary License under the *Architects Act*

It is the builder's complete responsibility to ensure that all plans submitted for approval fully comply with the Architectural Guidelines and all applicable regulations and requirements including zoning provisions and any provisions in the subdivision agreement. The Control Architect is not responsible in any way for examining or approving site (lotting) plans or working drawings with respect to any zoning or building code or permit matter or that any house can be properly built or located on its lot.

This is to certify that these plans comply with the applicable Architectural Design Guidelines approved by the City of BRAMPTON.

ARCHITECTURAL REVIEW & APPROVAL

John G. ...

NOTE: BUILDER TO VERIFY LOCATION OF ALL HYDRANTS, STREET LIGHTS, TRANSFORMERS AND OTHER SERVICES. IF MIN DIMENSIONS ARE NOT MAINTAINED BUILDER IS TO RELOCATE AT HIS OWN EXPENSE.

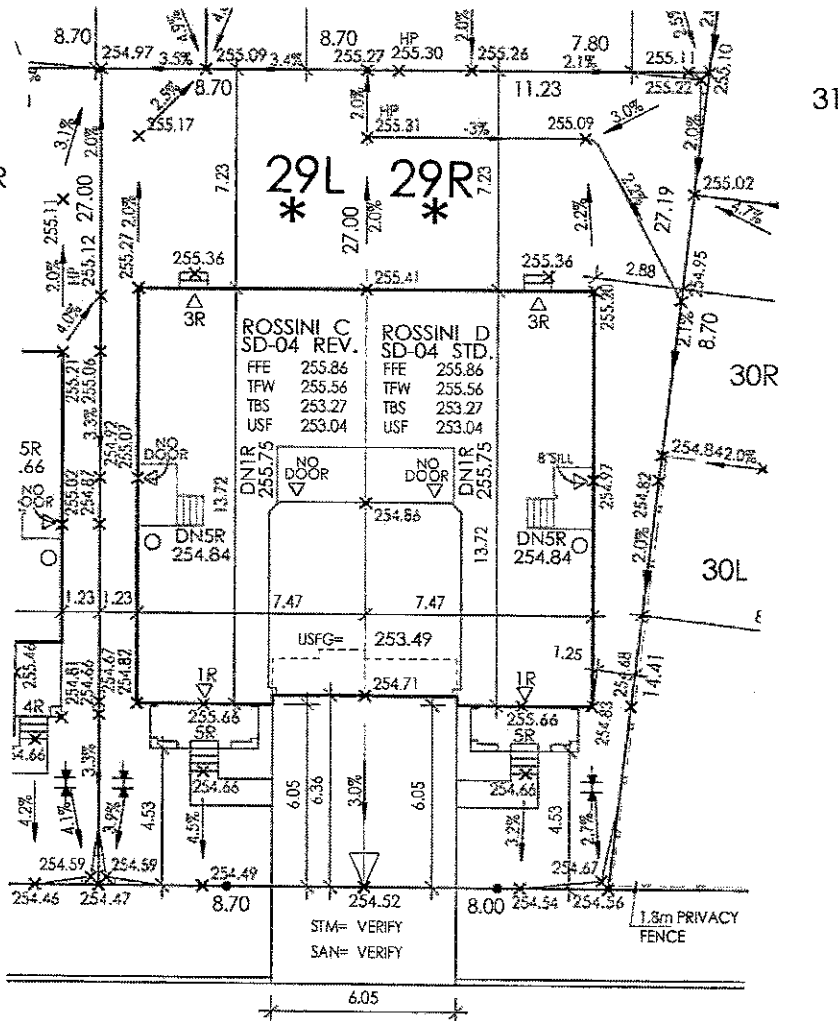
BUILDING STATISTICS

REG. PLAN No.	R2E-7.2-2203	
ZONE	R2E-7.2-2203	
LOT NUMBER	29R	29L
LOT AREA(m) ²	259.6	234.9
BLDG AREA(m) ²	N/A	N/A
LOT COVERAGE(%)	N/A	N/A
No. OF STOREYS	2	2
MEAN HEIGHT(m)	8.72	8.73
PEAK HEIGHT(m)	N/A	N/A
DECK LINE(m)	N/A	N/A

LEGEND

FFE FINISHED FLOOR ELEVATION	☒ BELL PEDESTAL
TFW TOP OF FOUNDATION WALL	☒ CABLE PEDESTAL
TBS TOP OF BASEMENT SLAB	☐ CATCH BASIN
USF UNDER SIDE FOOTING	☐ DBL CATCH BASIN
USFR UNDER SIDE FOOTING @ REAR	* ENGINEERED FILL
USFG UNDER SIDE FOOTING @ GARAGE	⊕ HYDRO CONNECTION
TEF TOP OF ENGINEERED FILL	⊕ FIRE HYDRANT
R NUMBER OF RISERS TO GRADE	⊕ STREET LIGHT
WOD WALKOUT DECK	⊕ MAIL BOX
LOB LOOKOUT BASEMENT	⊕ TRANSFORMER
WOB WALK OUT BASEMENT	▽ SEWER CONNECTIONS 2 LOTS
REV REVERSE PLAN	▽ SEWER CONNECTIONS 1 LOT
STD STANDARD PLAN	⊕ WATER CONNECTION
△ DOOR	⊕ WATER VALVE CHAMBER
○ WINDOW	⊕ HYDRANT AND VALVE
AC AIR CONDITIONING	⊕ HYDRO METER
DS DOWN SPOUT TO SPLASH PAD	⊕ GAS METER
SD SWALE DIRECTION	○ MANHOLE - STORM
SP SUMP PUMP	● MANHOLE - SANITARY

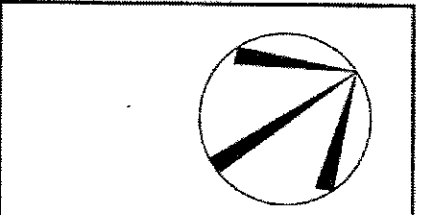
-X- CHAINLINK FENCE
 -XX- PRIVACY FENCE
 -XXX- SOUND BARRIER
 - - - FOOTING TO BE EXTENDED TO 1.22 (MIN) BELOW GRADE



DOLOBRAM TRAIL

ISSUED OR REVISION COMMENTS

NO.	DESCRIPTION	DATE	DWN	CHK
1.	ISSUED FOR REVIEW	JUNE 1/17	ET	JP
2.	ISSUED FINAL	JUNE 8/17	ET	JP



RN DESIGN LTD.
 8395 JANE STREET, SUITE 203
 VAUGHAN, ONTARIO. L4K 5Y2
 T: 905-738-3177 | F: 905-738-5449

I, JULIO PINZON DECLARE THAT I HAVE REVIEWED AND TAKEN DESIGN RESPONSIBILITY FOR THE DESIGN WORK ON BEHALF OF RN DESIGN LTD. UNDER DIVISION C, PART-3 SUBSECTION-3.2.4 OF THE BUILDING CODE. I AM QUALIFIED AND THE FIRM IS REGISTERED IN THE APPROPRIATE CLASSES / CATEGORIES.

QUALIFIED DESIGNER BCIN: 38688
 FIRM BCIN: 26995
 DATE: JUNE 8/17

SIGNATURE: *J.P.*

CLIENT: **GOLD PARK HOMES**

PROJECT/LOCATION: **MCLAUGHLIN AND MAYFIELD-PH2 BRAMPTON, ON**

DRAWING: **SITE PLAN**

DRAWN BY: ET SCALE: 1:250

PROJECT No. 13098-PH-2 LOT NUMBER: LOT 29R & 29L

- URBANTECH NOTES:**
- 1) No final utility location information at this time. Urbantech will not be responsible for future changes to design. Builder should notify purchaser's that street hardware and above ground utility furniture may be added or removed from their frontages.
 - 2) Builder to lower underside of footings where adjacent to RLCB leads. Exact depth to be determined on site during footing excavation.
 - 3) Builder to stake out driveway curb depressions at time of curb installation.
 - 4) Builder to verify location of all hydrants, street lights, transformers and all other services. If min. dimensions are not maintained as per City standards, builder is to relocate at his own expense.
 - 5) Builder to confirm service connection elevations and review for absence of conflict prior to footing excavation.
 - 6) Final fence design have not been provided at this time. Purchaser to be advised that actual fencing details may not be as shown on this plan.

URBANTECH CONSULTING

We certify that the proposed grades of the lot corners are correct, and that the lot grading of the subject lot is in conformity to the approved subdivision grading plans and City standards.

REVIEWED BY: *MW* DATE: *June 12 2017*

