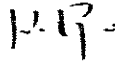


Schedule 1: Designer Information

Use one form for each individual who reviews and takes responsibility for design activities with respect to the project.

A. Project Information			
Building number, street name		Unit no. 38-04 'A'	Lot/con. 35
Municipality VAUGHAN	Postal code	Plan number/ other description	
B. Individual who reviews and takes responsibility for design activities			
Name Julio Pinzon		Firm RN Design Limited	
Street address 8395 Jane Street		Unit no. 203	Lot/con.
Municipality Vaughan	Postal code L4K 5Y2	Province Ontario	E-mail juliop@rndesign.com
Telephone number (905) 738-3177	Fax number (905) 738-5449	Cell number	
C. Design activities undertaken by individual identified in Section B. [Building Code Division C, Part 3 Table 3.5.2.1]			
<input checked="" type="checkbox"/> House <input type="checkbox"/> Small Buildings <input type="checkbox"/> Large Buildings <input type="checkbox"/> Complex Buildings		<input type="checkbox"/> HVAC – House <input type="checkbox"/> Building Services <input type="checkbox"/> Detection, Lighting and Power <input type="checkbox"/> Fire Protection	
		<input type="checkbox"/> Building Structural <input type="checkbox"/> Plumbing – House <input type="checkbox"/> Plumbing – All Buildings <input type="checkbox"/> On-site Sewage Systems	
Description of designer's work Review of the site plan design and working drawings for Lot 35 model BRIDGEPORT 38-04 'A' STD. Design responsibility excludes any structural design and specifications outside of the scope of Part 9 of the OBC.			
D. Declaration of Designer			
I, <u>Julio Pinzon</u> declare that (choose one as appropriate): (print name) <input checked="" type="checkbox"/> I review and take responsibility for the design work on behalf of a firm registered under Division C, Part 3, subsection 3.2.4. of the Building Code. I am qualified, and the firm is registered, in the appropriate classes/categories: Individual BCIN: <u>38688</u> Firm BCIN: <u>26995</u> <input type="checkbox"/> I review and take responsibility for the design work and am qualified in the appropriate category as an "other designer" under Division C, Part 3, subsection 3.2.5 of the Building Code. Individual BCIN: _____ Basis for exemption from registration: _____ <input type="checkbox"/> The design work is exempt from the registration and qualification requirements of the Building Code. Basis for exemption from registration and qualification: _____			
I certify that: 1. The information contained in this schedule is true to the best of my knowledge. 2. I have authority to bind the corporation or partnership (if applicable).			
<u>April 7, 2017</u> Date		 Signature of Designer	

*For the purposes of this form, "individual" means the "person" referred to in Division C, Part 3, Clause 3.2.4.7. (1)(d), Division C, Part 3, Article 3.2.5.1. and all other persons who are exempt from qualification under Division C, Part 3, Subsections 3.2.4. and 3.2.5.

NOTE:

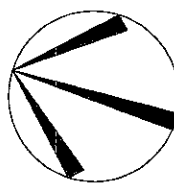
1. Firm and Individual BCIN numbers are not required for building permit applications submitted prior to January 1, 2006
2. Schedule 1 does not need to be completed by architects, or holders of a Certificate of Practice or a Temporary License under the *Architects Act*

This is to certify that these plans comply with the applicable Architectural Design Guidelines approved by the City of VAUGHAN.

ARCHITECTURAL REVIEW & APPROVAL

1000
 1000
 1000

John C. Williams Limited, Architect



NOTE: BUILDER TO VERIFY LOCATION OF ALL HYDRANTS, STREET LIGHTS, TRANSFORMERS AND OTHER SERVICES. IF MIN. DIMENSIONS ARE NOT MAINTAINED BUILDER IS TO RELOCATE AT HIS OWN EXPENSE.

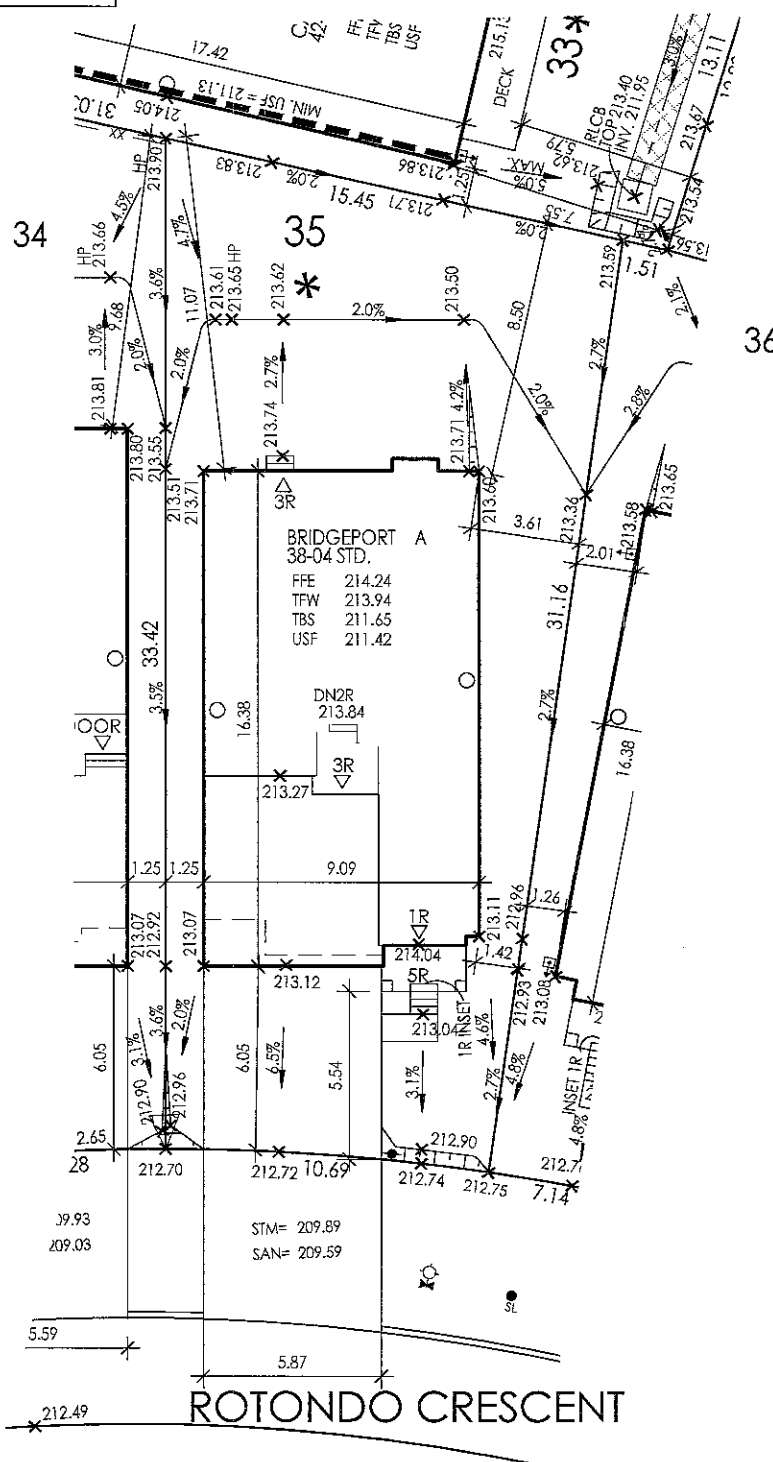
BUILDING STATISTICS

REG. PLAN No.	
ZONE	RD4
LOT NUMBER	LOT 35
LOT AREA(m) ²	416.80
BLDG AREA(m) ²	150.9
LOT COVERAGE(%)	36.2%
No. OF STOREYS	2
MEAN HEIGHT(m)	9.84
PEAK HEIGHT(m)	.
DECK LINE(m)	.

LEGEND

FFE	FINISHED FLOOR ELEVATION		BELL PEDESTAL
TFW	TOP OF FOUNDATION WALL		CABLE PEDESTAL
TBS	TOP OF BASEMENT SLAB		CATCH BASIN
USF	UNDER SIDE FOOTING		DBL CATCH BASIN
USRF	UNDER SIDE FOOTING @ REAR		ENGINEERED FILL
USFG	UNDER SIDE FOOTING @ GARAGE		HYDRO CONNECTION
TEF	TOP OF ENGINEERED FILL		FIRE HYDRANT
R	NUMBER OF RISERS TO GRADE		STREET LIGHT
WOD	WALKOUT DECK		MAIL BOX
LOB	LOOKOUT BASEMENT		TRANSFORMER
WOB	WALK OUT BASEMENT		SEWER CONNECTIONS LOTS
REV	REVERSE PLAN		SEWER CONNECTIONS LOTS
STD	STANDARD PLAN		WATER CONNECTION
△	DOOR		WATER VALVE CHAMBER
○	WINDOW		HYDRANT AND VALVE
	AIR CONDITIONING		HYDRO METER
	DOWN SPOUT TO SPLASH PAD		GAS METER
	SWALE DIRECTION		MANHOLE - STORM
	SUMP PUMP		MANHOLE - SANITARY
			POTENTIAL HIGH WATER TABLE (SEE NOTE ON THIS DRAWING)
—X—	CHAINLINK FENCE		
—XX—	PRIVACY FENCE		
—XXX—	SOUND BARRIER		
	FOOTING TO BE EXTENDED TO 1.22 [MIN] BELOW GRADE		

ISSUED OR REVISION COMMENTS

[illegible]

SITE PLAN REVIEW

LOT NO. 35 REGISTERED PLAN

THE PROPOSED LOT GRADING AND DRAINAGE IS APPROVED AS BEING IN CONFORMITY WITH THE OVERALL APPROVED GRADING PLANS FOR THE SUBDIVISION.

THIS REVIEW DOES NOT WARRANT THAT OTHER INFORMATION SHOWN ON THIS DRAWING IS ACCURATE OR COMPLETE. SOLE RESPONSIBILITY FOR THE DESIGN AND DETAILS SHALL REMAIN WITH THE DESIGNER.

NO COMMENT ☒ REVIEWED BY SK
COMMENTS AS NOTED ☐ DATE Apr. 4, 2017



Imagine • Inspire • Create **RN DESIGN LTD.**

8395 JANE STREET, SUITE 203
VAUGHAN, ONTARIO. L4K 5Y2
T: 905-738-3177 | F: 905-738-5449

I, JULIO PINZON DECLARE THAT I HAVE REVIEWED AND TAKEN DESIGN RESPONSIBILITY FOR THE DESIGN WORK ON BEHALF OF RN DESIGN LTD. UNDER DIVISION C, PART-3 SUBSECTION-3.2.4 OF THE BUILDING CODE. I AM QUALIFIED AND THE FIRM IS REGISTERED IN THE APPROPRIATE CLASSES / CATEGORIES.

QUALIFIED DESIGNER BCIN: 38688
FIRM BCIN: 26995
DATE: MAR. 22/17 1117

SIGNATURE: _____

CLIENT

GOLD PARK HOMES

PROJECT/LOCATION
KLEINBURG GLEN-PH2
VAUGHAN, ON

DRAWING SITE PLAN

DRAWN BY	SCALE
ET	1:250

PROJECT No.	LOT NUMBER
14043	LOT 35