

**Kleinburg Glen - 47R - 1 - 25-10 Elev.B WILTSHIRE OPT- GFA1**

**CENTRAL VAC AND WIRING**

Inv.760	1 - FAMILY ROOM: CONDUIT PIPE - FOR TELEVISION - ABOVE FIREPLACE APPROX. 66" AFF. NEXT TO PLUG AND CABLE. TERMINATING LEFT OF FIREPLACE AT STANDARD HEIGHT. PLEASE SEE FLOORPLAN FOR LOCATION
Line10235	Note:
17Aug16 / 10Nov16	
Inv.760	1 - MASTER BEDROOM: ROUGH - IN FOR EXTRA SECURITY KEY PAD. PLEASE SEE FLOORPLAN FOR LOCATION
Line10242	Note:
17Aug16 / 10Nov16	

**CERAMIC**

Inv.1,068	1 - MAIN FLOOR TILE: UPG 4 Foyer / Powder Room
Line15687	Note:
20Dec16 / 15Mar17	
Inv.1,068	1 - KITCHEN BACKSPLASH: UPG 2
Line15692	Note: Including behind chimney hood fan
20Dec16 / 15Mar17	
Inv.1,068	1 - MASTER ENSUITE FLOOR TILE: UPG 2 Floor / Tub Skirt / Tub Deck / Tub Splash
Line15717	Note:
20Dec16 / 15Mar17	
Inv.1,068	1 - MASTER ENSUITE SHOWER WALL TILE: UPG 1
Line15718	Note:
20Dec16 / 15Mar17	
Inv.1,068	1 - MASTER ENSUITE SHOWER VERTICAL ACCENT WALL: Approx 6" width centred on the long wall
Line15720	Note:
20Dec16 / 15Mar17	
Inv.1,068	1 - MASTER ENSUITE SHOWER FLOOR TILE: Marble Mosaic Polished Marmara Herringbone 0,6"x1.3" Code: GM.MARAMARA.HER.BON
Line15721	Note:
20Dec16 / 15Mar17	

**DRYWALL**

Inv.760	1 - SMOOTH CEILINGS - (2 - Story Design) SECOND FLOOR
Line10231	Note:
17Aug16 / 10Nov16	

**ELECTRICAL**

Inv.760	8 - KITCHEN: POT LIGHT: 4 INCH HALOGEN POT LIGHT - 440 WH - PLEASE SEE FLOORPLAN FOR LOCATION. ALL ON ONE SWITCH. PRICED BELOW.
Line10246	Note:
17Aug16 / 10Nov16	
Inv.760	1 - KITCHEN: 110V WALL RECEPTACLE ON DEDICATED CIRCUIT - GAS FIRED APPLIANCE - FOR AUX. EQUIPMENT - NOT A STOVE PLUG.
Line10232	Note:
17Aug16 / 10Nov16	
Inv.760	1 - FAMILY ROOM: 110V WALL RECEPTACLE ON NORMAL CIRCUIT - ABOVE FIREPLACE. APPROX 66" AFF. NEXT TO CABLE AND CONDUIT. PLEASE SEE DRAWING FOR LOCATION
Line10234	Note:
17Aug16 / 10Nov16	

**Kleinburg Glen - 47R - 1 - 25-10 Elev.B WILTSHIRE OPT- GFA1**

Inv.760	8 - FAMILY ROOM: POT LIGHT: 4 INCH HALOGEN POT LIGHT - 440 WH - PLEASE SEE FLOORPLAN FOR LOCATION
Line10241	Note:
17Aug16 / 10Nov16	
Inv.760	1 - KITCHEN: 240V DEDICATED RECEPTACLE FOR FUTURE DOUBLE OVEN. PLEASE SEE FLOORPLAN FOR LOCATION
Line10244	Note:
17Aug16 / 10Nov16	
Inv.760	1 - KITCHEN: SWITCH (WITH COVER PLATE) - FOR POTLIGHTS. PLEASE SEE FLOORPLAN FOR LOCATION
Line10247	Note:
17Aug16 / 10Nov16	
Inv.760	1 - KITCHEN: RELOCATE STANDARD KITCHEN CEILING LIGHT TO CENTER OF ISLAND.
Line10252	Note:
17Aug16 / 10Nov16	
Inv.760	1 - FAMILY ROOM: UPGRADE TO DIMMER SWITCH - ONE UNIT. PLEASE SEE FLOORPLAN FOR LOCATION
Line10250	Note:
17Aug16 / 10Nov16	
Inv.760	4 - FOYER HALLWAY: DELETE STANDARD CEILING LIGHT AND RECPLACE WITH 4 POT LIGHTS: 4 INCH HALOGEN POT LIGHT - 440 WH. PLEASE SEE FLOORPLAN FOR LOCATION
Line10251	Note:
17Aug16 / 10Nov16	

**EXTERIOR COLOURS**

Inv.760	1 - EXTERIOR COLOUR PACKAGE 4
Line13712	Note:
17Aug16 / 10Nov16	

**FRAMING**

Inv.760	1 - MAIN FLOOR: EXTENDED HEIGHT ARCHWAY (PRICE PER DOORWAY) - INCLUDE FRAMING NOTE
Line13710	Note:
17Aug16 / 10Nov16	
Inv.760	1 - STANDARD DOOR EXTENDED HEIGHT 96 INCH (PRICE PER DOOR) - GROUND FLOOR 2 STOREY MODELS
Line13711	Note:
17Aug16 / 10Nov16	
Inv.965	1 - OPTIONAL GROUND FLOOR
Line13713	Note:
10Nov16 / 10Nov16	

**GLASS AND MIRROR**

Inv.760	1 - MASTER ENSUITE: CONVERT FRAMED SHOWER TO 10MM FRAMLESS SHOWER ENCLOSURE WITH DOOR AND 10MM SIDE PANEL
Line10239	Note:
17Aug16 / 10Nov16	

**GRANITE MARBLE QUARTZ**

Inv.1,068	1 - MASTER ENSUITE COUNTERTOP: UPG 3 Marble - Bianco Gioia
Line15712	Note:
20Dec16 / 15Mar17	

**Kleinburg Glen - 47R - 1 - 25-10 Elev.B WILTSHIRE OPT- GFA1**

Inv.1,068	1 - MAIN BATH COUNTERTOP: UPG 1 Marble - Bianco Carrera
Line15714	Note:
20Dec16 / 15Mar17	

**HARDWOOD**

Inv.1,068	1 - MAIN FLOOR HARDWOOD: UPG 3 Main Hall / Family Room
Line15689	Note:
20Dec16 / 15Mar17	

Inv.1,068	1 - MAIN FLOOR HARDWOOD: UPG 3 Kitchen
Line15690	Note:
20Dec16 / 15Mar17	

Inv.1,068	1 - 2ND FLOOR HARDWOOD: UPG 3 Master Bedroom / Bedroom 2 / Bedroom 3 / Upper Stair Landing / Upper Hall
Line15691	Note:
20Dec16 / 15Mar17	

**HVAC**

Inv.760	1 - KITCHEN: GAS LINE ROUGH - FOR FUTURE GAS RANGE
Line10233	Note:
17Aug16 / 10Nov16	

Inv.760	1 - HUMIDIFIER: WB3 - 17 (UP TO 3,000 SQ.FT.)
Line10253	Note:
17Aug16 / 10Nov16	

**INTERIOR TRIM AND DOORS**

Inv.760	3 - MAIN FLOOR: EXTENDED HEIGHT ARCHWAY (PRICE PER DOORWAY) - INCLUDE FRAMING NOTE
Line10236	Note:
17Aug16 / 10Nov16	

Inv.760	4 - STANDARD DOOR EXTENDED HEIGHT 96 INCH (PRICE PER DOOR) - GROUND FLOOR 2 STOREY MODELS
Line10237	Note:
17Aug16 / 10Nov16	

Inv.1,068	20 - MAIN & 2ND FLOOR: UPG All interior Door Handles to square handles with square rosets. See image attached
Line16839	Note:
20Dec16 / 15Mar17	

**KITCHEN AND BATH CABINETRY**

Inv.1,068	1 - KITCHEN: Perimeter Cabinets- White Crystal / Island - Silver
Line15688	Note:
20Dec16 / 15Mar17	

Inv.1,068	1 - KITCHEN: UPG Built-in double wall oven and cooktop
Line15693	Note:
20Dec16 / 15Mar17	

Inv.1,068	1 - KITCHEN: UPG Hardware CH-51
Line16785	Note:
20Dec16 / 15Mar17	

Kleinburg Glen - 47R - 1 - 25-10 Elev.B WILTSHIRE OPT- GFA1

Inv.1,068	1 - KITCHEN: Add Waste Basket (2 bins with lids / pull out attached to drawer) to island. Right side of sink
Line16786	Note: See kitchen drawing for location
20Dec16 / 15Mar17	
Inv.1,068	3 - KITCHEN: UPG add Pots & Pans drawers x3. 1- Under cooktop 1 - 1 set right of fridge 1- left of Oven Wall
Line16787	Note: At drop-in cooktop cabinet top drawer is a false front (no drawer). Please see floorplan for location
20Dec16 / 15Mar17	
Inv.1,068	1 - KITCHEN: RELOCATE Bank of drawers to left of double oven.
Line16791	Note: Please see kitchen drawing for location
20Dec16 / 15Mar17	
Inv.1,068	2 - KITCHEN: Add 2 pull out spice racks, either side of cooktop.
Line16794	Note: Please see kitchen drawing for location
20Dec16 / 15Mar17	
Inv.1,068	4 - KITCHEN: Add white etched glass doors with aluminum frame - either side of hoodfan.
Line16797	Note:
20Dec16 / 15Mar17	
Inv.1,068	1 - KITCHEN: Delete upper cabinets and finish sides above stove to accommodate future chimney hood fan
Line16803	Note:
20Dec16 / 15Mar17	
Inv.1,068	1 - KITCHEN: Add furring panel to upper cabinets, complete to ceiling
Line16810	Note:
20Dec16 / 15Mar17	
Inv.1,068	1 - MASTER ENSUITE: UPG Hardware
Line16812	Note:
20Dec16 / 15Mar17	
Inv.1,068	1 - MAIN BATH: UPG Hardware
Line16813	Note:
20Dec16 / 15Mar17	
Inv.1,068	1 - KITCHEN: Raise kitchen cabinets to accommodate for hardwood
Line16814	Note:
20Dec16 / 15Mar17	
Inv.1,068	2 - KITCHEN: Add Gables on either side of Oven Wall
Line16823	Note:
20Dec16 / 15Mar17	
Inv.1,068	1 - LAUNDRY: Add upper cabinets to laundry
Line16835	Note:
20Dec16 / 15Mar17	

MISC.

Inv.760	1 - Purchaser has attended a Structural appointment at the Decor Centre & has DECLINED any additional upgrades and accepts and acknowledges that there will be no further structural changes/additions/deletions to be made upon signing on August 17, 2016.
Line10254	Note:
17Aug16 / 10Nov16	

## Kleinburg Glen - 47R - 1 - 25-10 Elev.B WILTSHIRE OPT- GFA1

Inv.760	1 - Purchasers are aware & accepts that ANY changes made to upgrades after signing this Purchasers Extra Form are subject to a minimum administration fee of \$500. PLUS a 10% holdback fee.
Line10255	Note:
17Aug16 / 10Nov16	
Inv.760	1 - BONUS PACKAGE: \$5,000.00 (INCLUDING TAXES) WORTH OF UPGRADES FROM GOLD PARK HOMES DÉCOR CENTRE IS BEING APPLIED TOWARD THE STRUCTURAL APPOINTMENT. PURCHASER HAS A REMAINING AMOUNT OF \$00 (INCLUDING TAXES) TO BE USED TOWARD THE COLOUR APPOINTMENT.
Line10256	Note:
17Aug16 / 10Nov16	
Inv.760	1 - Purchaser request that all upgrades from this purchaser's extras form to be added to the purchase price. Purchaser is aware that upgrades will be processed only after the builder receives approval letter from the bank.
Line10257	Note:
17Aug16 / 10Nov16	
Inv.760	1 - BALANCE AFTER CREDIT: \$12,277.70 50% PAID BY CREDIT CARD: \$6,138.85 50% PAID ON CLOSING: \$6,138.85
Line10258	Note:
17Aug16 / 10Nov16	
Inv.1,068	1 - Purchasers are aware & accepts that ANY changes made to upgrades after signing this Purchasers Extra Form are subject to a minimum administration fee of \$500. PLUS a 10% holdback fee.
Line16825	Note:
20Dec16 / 15Mar17	
Inv.1,068	1 - Purchaser has attended a Colour appointment at the Decor Centre & has DECLINED any additional upgrades and accepts and acknowledges that there will be no further structural changes/additions/deletions to be made upon signing.
Line16824	Note:
20Dec16 / 15Mar17	
Inv.1,068	1 - Purchaser request that all upgrades from this purchaser's extras form to be added to the purchase price. Purchaser is aware that upgrades will be processed only after the builder receives approval letter from the bank.
Line16826	Note:
20Dec16 / 15Mar17	
Inv.1,068	1 - KITCHEN - Purchasers request to NOT INSTALL builder's standard hood fan and standard cabinets above stove. DELETE. Do not supply, install, and/or credit. Purchasers are installing their own hood fan after closing.
Line16827	Note: Purchasers accept and acknowledge that the exhaust fan duct hole may be off-centered with stove in kitchen due to purchasers installing their own hood fan after closing. The vendor is exempt.
20Dec16 / 15Mar17	
Inv.1,068	1 - Due to the many variables that can affect the pattern, colour and/or design and "pitting" of natural products, marble installed will not be identical to the samples displayed.
Line16828	Note: Every effort is made to provide marble counter tops as close as possible but the vendor is not responsible for results which differ from the sample displayed. All countertop surfaces may have seems & product pattern & shade can change in areas containing seems.
20Dec16 / 15Mar17	
Inv.1,068	1 - TOTAL \$65,926.93 50% Deposit: \$32,963.47 50% On Closing: \$32,963.47
Line16829	Note:
20Dec16 / 15Mar17	

## PAINTING

Inv.1,068	1 - STAIRS & STAIN: UPG Stain to Vintage Eclipse
Line15694	Note:
20Dec16 / 15Mar17	

## PLUMBING

Kleinburg Glen - 47R - 1 - 25-10 Elev.B WILTSHIRE OPT- GFA1

Inv.760	1 - EXTERIOR REAR OF HOUSE: HOSE BIB - STANDARD TO UPGRADED WITH HOT AND COLD WATER VALVE
Line10243	Note:
17Aug16 / 10Nov16	
Inv.1,068	1 - DELETE TOE TESTER IN MASTER ENSUITE *NO Toe Tester*
Line18693	Note:
20Dec16 / 15Mar17	

PLUMBING FIXTURES

Inv.1,068	2 - MASTER ENSUITE SINKS: UPG Add undermount Compac Camden 16" Square
Line15713	Note: #4210CHY
20Dec16 / 15Mar17	
Inv.1,068	2 - MAIN BATH SINKS: UPG Add undermount Compac Camden 16" Square
Line15716	Note: #4210CHY
20Dec16 / 15Mar17	
Inv.1,068	1 - KITCHEN: UPG Kitchen Sink Blanco Quatrus R15 Undermount - #401518. See spec sheet attached
Line16817	Note:
20Dec16 / 15Mar17	
Inv.1,068	1 - KITCHEN: UPG Kitchen Soap Dispenser Delta Chrome #RP1002. See spec sheet attached
Line16818	Note:
20Dec16 / 15Mar17	
Inv.1,068	1 - MASTER ENSUITE: UPG Shower Trim to Delta Monitor 14 Series Chrome Finish #t14267. Please see spec sheet attached
Line16819	Note: *NO Toe Tester*
20Dec16 / 15Mar17	
Inv.1,068	1 - MASTER ENSUITE: UPG Tub Deck Faucet - Delta Arzo Roman Tub 4 Piece Chrome. #T4786 / R4716
Line16820	Note:
20Dec16 / 15Mar17	
Inv.1,068	4 - MASTER ENSUITE & MAIN BATH: UPG Vanity Faucets x2 - Delta Arzo Single Handle Lav. Chrome #586LF-MPU
Line16821	Note: See spec sheet attached.
20Dec16 / 15Mar17	
Inv.1,068	1 - MAIN BATH: UPG Tub/Shower trim - Delta Ara Monitor 14 Series Chrome #T14467. See spec sheet attached
Line16822	Note: *With Toe Tester**
20Dec16 / 15Mar17	

STAIRS AND RAILINGS

Inv.1,068	1 - STAIRS & RAILINGS: UPG To Euroline 1 - STRAIGHTS IRON PICKETS NO COLLARS ***** with V-groove Handrail
Line16815	Note:
20Dec16 / 15Mar17	

TRIM AND DOORS

Inv.1,068	1 - UPG TRIM & BASEBOARDS TO UP 1 On Main floor
Line16816	Note:
20Dec16 / 15Mar17	



**CONSTRUCTION SUMMARY**

**Kleinburg Glen - 47R - 1 - 25-10 Elev.B WILTSHIRE OPT- GFA1**

Scheduled Closing Date: December-06-16

Purchasers: Maurizio Miceli & Hasiatou Diallo

Property: 47R

Telephone Res. / Bus: (416) 312-5708

Project: Burkshire Holdings Inc.

Decor Advisor: Laura Lofaro

Model and Elevation: 25-10 Elev.B WILTSHIRE OPT- GFA1

Layout Changes: ☐ Yes ☐ No Sketch Attached: ☐ Yes ☐ No Exterior Colour Scheme:

1. Cabinetry

	Style and Colour	Counter	Hardware
Kitchen / Breakfast	Varese PVC WhtCry*Sil	*Marble Pol. Volakis STD Edge FE20	CH-51
Laundry Room	*Varese PVC Mystic		CS1-24
Powder Room	N/A		
Master Ensuite Bathroom	Varese PVC Silver	*Marble Pol. Bianco Gioia STD Edge FE20	CH-49
Second Ensuite Bathroom (If Applicable)	N/A		
Main Bath	Varese PVC WhtCrystal	*Marble Pol. Bianco Carrera STD Edge FE20	CH-48
Dishwasher Cabinet			

Comment

\*\*Perimeter Cabinets White Crystal / Island Silver

2. Floor Tile

	Selection	Grout	Threshold
Entrance Vestibule	*12x24 Timeless Polished Dark Grey		
Main Hall	*See Hardwood		
Kitchen / Breakfast	*See Hardwood		
Laundry Room	12x12 Sacramento Grey		
Powder Room	*12x24 Timeless Polished Dark Grey		
Master Ensuite Bathroom	*12x24" New Byzantine Azzurro (Blue)		
Second Ensuite Bathroom (If Applicable)	N/A		
Lower Landing (If Applicable)	See Hardwood		
Main Bath	12x12 Sacramento Grey		

Comment

MASTER ENSUITE TILE: \*12x24" New Byzantine Azzurro (Blue) Floor / Tub Skirt / Tub Deck / Tub Splash  
Master Ensuite Shower Floor tile: Marble Mosaic Polished Marmara Herringbone 0,6"x1.3" Code: GM.MARAMARA.HER.BON

3. Wall Tile

	Selection	Listello/Inserts	Describe
		<input type="radio"/> Yes <input type="radio"/> No	
Master Ensuite Bathroom			
Tub Deck	*See Floor	<input type="radio"/> Yes <input checked="" type="radio"/> No	
Shower Stall	*4x16 CDC Arctic White Bright	<input checked="" type="radio"/> Yes <input type="radio"/> No	
Bathroom Walls		<input type="radio"/> Yes <input checked="" type="radio"/> No	
Second Ensuite Bathroom (If Applicable)	N/A	<input type="radio"/> Yes <input checked="" type="radio"/> No	
Main Bath	*4x16 CDC Silver Grey Bright	<input type="radio"/> Yes <input checked="" type="radio"/> No	

Kitchen Backsplash ☒ Yes ☐ No

Backsplash Behind Fridge

Comment

\*4x16 Cristallo Glass Dove Grey

\*Master Ensuite Vertical Accent Wall tile: Marble Mosaic Polished Marmara Herringbone 0,6"x1.3" Code: GM.MARAMARA.HER.BON

HD mm



Scheduled Closing Date: December-06-16

Purchasers: Maurizio Miceli & Hasiatou Diallo

Property: 47R

Telephone Res. / Bus: (416) 312-5708

Project: Burkshire Holdings Inc.

Decor Advisor: Laura Lofaro

Model and Elevation: 25-10 Elev.B WILTSHIRE OPT- GFA1

4. Plumbing Fixtures

<input type="text"/>	Second Ensuite	<input type="text"/>	Powder Room	<input type="text"/>	
Master Ensuite Bathroom	<input type="text"/>	Other Room - Specify	<input type="text"/>	Other Washroom	<input type="text"/>

Comment

UPG Master Ensuite Sinks / UPG Main Bath Sinks - Undermount Camden 16" Square #4210CHY. See spec sheet attached  
UPG Kitchen Sink Blanco Quatrus R15 Undermount - #401518. + Soap dispenser RP1002. See spec sheet attached.  
See invoice for Master Ensuite and Main Bath vanity faucet & shower / tub trims.

5. Hardwood Flooring

	Type and Stain		Type and Stain
Main Hall	*Vint. NSSC RedOak 4-3/8eclipse	Upper Landing	*Vint. NSSC RedOak 4-3/8eclipse
Kitchen / Breakfast	*Vint. NSSC RedOak 4-3/8eclipse	Upper Hall	*Vint. NSSC RedOak 4-3/8eclipse
Living Room	See Tile	Master Bedroom	*Vint. NSSC RedOak 4-3/8eclipse
Dining Room	See Tile	Bedroom #2	*Vint. NSSC RedOak 4-3/8eclipse
Family Room	*Vint. NSSC RedOak 4-3/8eclipse	Bedroom #3	*Vint. NSSC RedOak 4-3/8eclipse
Den/Library	See Tile	Bedroom #4	N/A
Entrance Vestibule	See Tile	Bedroom #5	N/A
Lower Landing (If Applicable)	*Vint. NSSC RedOak 4-3/8eclipse	Other Room - Specify	N/A

Comment

\*Vintage Northern Solid Sawn Collection Builder Exclusive Red Oak 4-3/8" Eclipse

6. Carpeting

	Upgrade	Description
Main Hall	<input type="checkbox"/>	N/A
Living Room	<input type="checkbox"/>	N/A
Dining Room	<input type="checkbox"/>	N/A
Family Room	<input type="checkbox"/>	N/A
Den/Library	<input type="checkbox"/>	N/A
Upper Hall	<input type="checkbox"/>	N/A
Master Bedroom	<input type="checkbox"/>	N/A
Bedroom #2	<input type="checkbox"/>	N/A
Bedroom #3	<input type="checkbox"/>	N/A
Bedroom #4	<input type="checkbox"/>	N/A
Bedroom #5	<input type="checkbox"/>	N/A
<input type="text"/>	<input type="checkbox"/>	<input type="text"/>
Upper Landing (If Applicable)	<input type="checkbox"/>	N/A
Lower Landing (If Applicable)	<input type="checkbox"/>	N/A

Upgrade Underpad	Type N/A	Area	<input type="text"/>
Carpet on Stairs	Capped N/A	Runner - *Upgrade	<input type="text"/>

Comment

HD

mm

Purchasers: Maurizio Miceli & Hasiatou Diallo

Property: 47R

Telephone Res. / Bus: (416) 312-5708

Project: Burkshire Holdings Inc.

Decor Advisor: Laura Lofaro

Model and Elevation: 25-10 Elev.B WILTSHIRE OPT- GFA1

7. Fireplace

	Living Room			Family Room			Other Room - Specify		
	Purchased	As Per Plan	N/A	Purchased	As Per Plan	N/A	Purchased	As Per Plan	N/A
Fireplace Type	<input type="radio"/>	<input type="radio"/>	<input type="radio"/>	<input type="radio"/>	<input checked="" type="radio"/>	<input type="radio"/>	<input type="radio"/>	<input type="radio"/>	<input type="radio"/>
Mantle Type				STD Gas					
Colour / Stain				STD					
Surround				STD					
Hearth				Declined					

Comment

8. Trim Carpentry

Interior Doors  Front Door Glass Inserts  Door Handles

Interior Trim

Comment

Main Floor - UPG to 96" doors selected at structural  
Thru-out UPG all interior door handles to square handle with square rosets - see image attached

9. Plaster Mouldings and Medallions

Entrance Vestibule	<input type="text" value="N/A"/>	<input type="text"/>	Kitchen/Breakfast	<input type="text" value="N/A"/>	<input type="text"/>
Main Hall	<input type="text" value="N/A"/>	<input type="text"/>	Den/Library	<input type="text" value="N/A"/>	<input type="text"/>
Living Room	<input type="text" value="N/A"/>	<input type="text"/>	Lower Landing	<input type="text" value="N/A"/>	<input type="text"/>
Dining Room	<input type="text" value="N/A"/>	<input type="text"/>	Other Room - Specify	<input type="text" value="N/A"/>	<input type="text"/>
Family Room	<input type="text" value="N/A"/>	<input type="text"/>			

Comment

10. Railings and Spindles

Railing Package

Railing Colour  Spindle Colour

Stringer / Riser  Treads

Comment

Oak Stairs ☒ Yes ☐ No

11. Wall Paint

Main & Upper Hall	<input type="text"/>	Master Bedroom	<input type="text"/>
Living Room	<input type="text"/>	Bedroom #2	<input type="text"/>
Dining Room	<input type="text"/>	Bedroom #3	<input type="text"/>
Kitchen / Breakfast	<input type="text"/>	Bedroom #4	<input type="text"/>
Family Room	<input type="text"/>	Bedroom #5	<input type="text"/>
Powder Room	<input type="text"/>	Master Ensuite	<input type="text"/>
Laundry Room	<input type="text"/>		<input type="text"/>
Den/Library	<input type="text"/>	Second Ensuite	<input type="text"/>
Trim Paint	<input type="text" value="White"/>	Thru-Out	<input type="text" value="Warm Grey"/>

Comment Smooth Ceilings First Floor

Scheduled Closing Date: December-06-16

Purchasers: Maurizio Miceli & Hasiatou Diallo

Property: 47R

Telephone Res. / Bus: (416) 312-5708

Project: Berkshire Holdings Inc.

Decor Advisor: Laura Lofaro

Model and Elevation: 25-10 Elev.B WILTSHIRE OPT- GFA1

12. Electrical

Plugs and Switches	<input checked="" type="radio"/> White <input type="radio"/> Ivory		Above Kitchen Cabinet Light	<input type="radio"/> Yes <input checked="" type="radio"/> No
Hood Fan	<input type="radio"/> White <input type="radio"/> Ivory		Below Kitchen Cabinet Light	<input type="radio"/> Yes <input checked="" type="radio"/> No
Appliances	Built in Cooktop	Built in Oven	Gas Stove	Microwave
	<input checked="" type="radio"/> Yes <input type="radio"/> No	<input checked="" type="radio"/> Yes <input type="radio"/> No	<input checked="" type="radio"/> Yes <input type="radio"/> No	<input type="radio"/> Yes <input checked="" type="radio"/> No
Comment				

Purchaser to supply & install own chimney hood fan at own expense and warranty after closing

13. Heating and Air Conditioning



Air Conditioning		Gas Provisions Stove	
Gas Provisions Dryer		Gas Provisions Barbecue	
Comment			

14. Additional Comments

15. Disclaimers and Notes

- Colours of all materials are as close as possible to builder's selection, but not necessarily identical due to variances in manufacturing.
- Any extras listed above are null and void unless accompanied by a separate invoice/amendment. Said invoice must be paid in full.
- The Purchaser acknowledges that after Interior Colour Selection form is signed and dated, no further changes will be permitted other than re-selection due to unavailability. \_\_\_\_\_ Purchaser's Initials
- The Purchaser acknowledges reading and accepting the "Gold Park Homes Decor Centre Disclaimers" form. This document contains other miscellaneous disclaimers.

This Interior Colour Selection is final and approved by:

Signature:  Date: 01/29/17 Signature:  Date: 01/29/17



ALL INTERIOR  
DOOR HANDLES

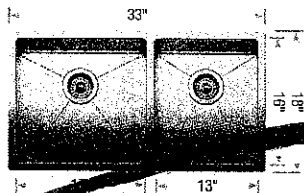
K6-47R

(H0) (mm)

JAN. 29, 2017

# BLANCO QUATRUS™ R15 Undermount

## BLANCO QUATRUS™ R15 U 1 3/4



### Sink Specifications

**Undermount**  
**Minimum Cabinet Size**  
 36" (915 mm)  
**Bowl Depth**  
 9" (230 mm)  
**Cubed Weight**  
 55 lb. (25 kg)

### Model N°

401520

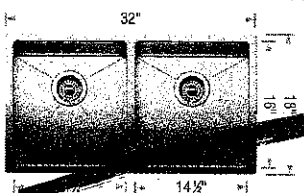
### Installed Price\*\*

\$ 1584.70

### Optional Accessories

406341	Grid (LB)	\$ 235.75
406450	Grid (SB)	\$ 211.60
406345	Ash Cutting Board	\$ 313.95
406344	Workstation	\$ 161.00
517666	CapFlow™	\$ 36.80
230694	Magnetic Caddy	\$ 112.70

## BLANCO QUATRUS™ R15 U 2



### Sink Specifications

**Undermount**  
**Minimum Cabinet Size**  
 36" (915 mm)  
**Bowl Depth**  
 9" (230 mm)  
**Cubed Weight**  
 55 lb. (25 kg)

### Model N°

401519

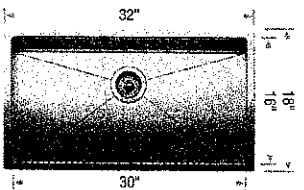
### Installed Price\*\*

\$ 1492.70

### Optional Accessories

406454	Grid	\$ 211.60
406345	Ash Cutting Board	\$ 313.95
406344	Workstation	\$ 161.00
517666	CapFlow™	\$ 36.80
230694	Magnetic Caddy	\$ 112.70

## BLANCO QUATRUS™ R15 U SUPER SINGLE



### Sink Specifications

**Undermount**  
**Minimum Cabinet Size\***  
 36" (915 mm)  
**Bowl Depth**  
 9" (230 mm)  
**Cubed Weight**  
 55 lb. (25 kg)

### Model N°

401518

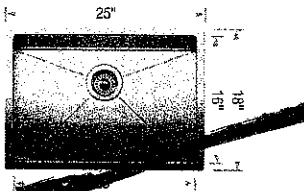
### Installed Price\*\*

\$ 1007.40

### Optional Accessories

406347	Super Single	\$ 224.25
406346	Elevated	\$ 195.50
406345	Ash Cutting Board	\$ 313.95
406344	Workstation	\$ 161.00
517666	CapFlow™	\$ 36.80
230694	Magnetic Caddy	\$ 112.70

## BLANCO QUATRUS™ R15 U 1 MEDIUM



### Sink Specifications

**Undermount**  
**Minimum Cabinet Size**  
 27" (685 mm)  
**Bowl Depth**  
 9" (230 mm)  
**Cubed Weight**  
 43 lb. (19.5 kg)

### Model N°

401517

### Installed Price\*\*

\$ 952.20

### Optional Accessories

406452	Grid	\$ 259.90
406345	Ash Cutting Board	\$ 313.95
406344	Workstation	\$ 161.00
517666	CapFlow™	\$ 36.80
230694	Magnetic Caddy	\$ 112.70

\* Depending on cabinet construction, a different cabinet size may be required. Consult the cabinet manufacturer.


\*\* Installed price subject to change.

6 **BLANCO**

LOT No.:	47R
ROOM:	KITCHEN
DATE:	JAN 29, 2017
SIGNATURE:	(FD) (mm)
GOLDPARK WORTH MORE	

Kleinforg  
OUT


Kitchen – Soap Dispensers



Soap Dispenser

Chrome Finish  
# RP1001


Arctic™ Stainless Finish  
# RP1001AR



Soap Dispenser

Chrome Finish  
# RP1002

~~Arctic™ Stainless Finish  
# RP1002AR~~





Soap Dispenser

Chrome Finish  
# RP50813


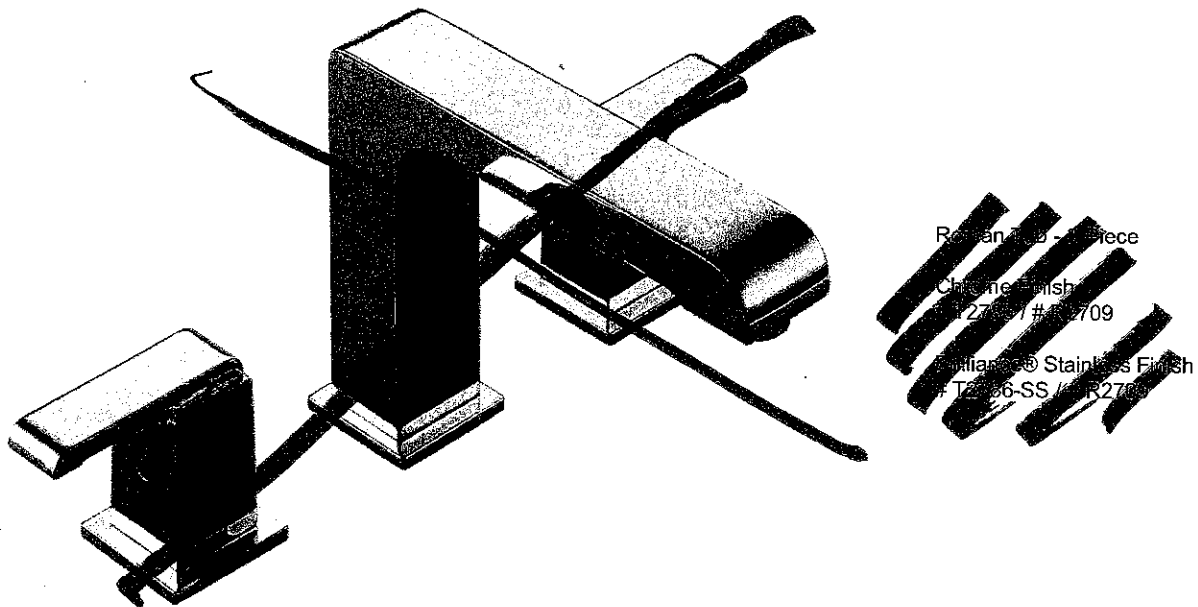
Arctic™ Stainless Finish  
# RP50813AR

Champagne Bronze™ Finish  
# RP50813CZ



LOT No.:	47R	SIGNATURE: 
ROOM:	KITCHEN	
DATE:	JAN 29, 2017	
		GOLDPARK WORTH MORE™

# Arzo® Collection







Roman Tub - 4 Piece

Chrome Finish  
 # T4786 / R4716


Brilliant® Stainless Finish  
 # T4786-SS / R4716

Shown in Chrome



LOT No.:	47R
ROOM:	MASTER ENSUITE TUB
DATE:	JAN. 29, 2017
SIGNATURE:	 
	


# Arzo® Collection



Single Handle Lavatory

Chrome Finish  
# 586LF-MPU


Brilliance® Stainless Finish  
# 586LF-SSMPU



Double Handle Lavatory

Chrome Finish  
# 2586LF-MPU

Brilliance® Stainless Finish  
# 2586LF-SSMPU



Applies to all faucets shown above

Shown in Chrome

**DELTA**

LOT No.: 47R

ROOM: MASTER ENSUITE x2 / MAIN BATH x2

DATE: JAN 29, 2017


SIGNATURE: (H) (mm)

Kleinburg  
CLUB

**GOLDPARK**  
WORTH MORE™




# Ara™ Collection



3-Hole Roman Tub Channel Spout

Chrome Finish  
# T2768 / R2707


Brilliance® Stainless Finish  
# T2768-SS / R2707



4-Hole Roman Tub Channel Spout with Handshower

Chrome Finish  
# T4768 / R4707

Brilliance® Stainless Finish




Monitor® 14 Series Shower with H<sub>2</sub>Okinetic®, 2.0 GPM Water-Efficient Showerhead

Chrome Finish  
# T14267



MASTER  
ENSUITE  
SHOWER



Monitor® 14 Series Tub & Shower with H<sub>2</sub>Okinetic®, 2.0 GPM Water-Efficient Showerhead & Tub Spout

Chrome Finish  
# T14467



MAIN BATH

Shown in Brilliance® Stainless

Shown in Brilliance Stainless



LOT No.: 47R

ROOM: MASTER ENSUITE #T14267 / MAIN BATH #T14467

DATE: JAN 29, 2017

SIGNATURE:




GOLDPARK  
WORTH MORE™

# Camden

4210CHY 16" Square Undermount Sink

2016 décor center catalogue



## FEATURES

- Vitreous china
- Front overflow hole
- Template and mounting hardware supplied
- Overall dimensions (W x D x H):  
(OD) 16" x 16" x 7½"  
(ID) 13⅝" x 13⅝" x 5½"

## CERTIFICATIONS

- IAPMO cUPC
- ASME A112.19.2 / CSA B45.1-2008

## COLOUR

Soft white

#477.70

**contrac.**  
www.contrac.ca

*The images shown are a representation of the finish and color, and may not reflect every characteristic possible.*

Issued: Feb. 2016

LOT No.: 47R

ROOM: MASTER ENSUITE + MAIN BATH (12 EACH)

DATE: JAN. 29, 2017

SIGNATURE: (PD) (mm)

Kleinfurg  
S.L.S.

GOLDPARK  
WORTH MORE™

KG-47R

HD mm

JAN 29, 2017

## Installation Specifications

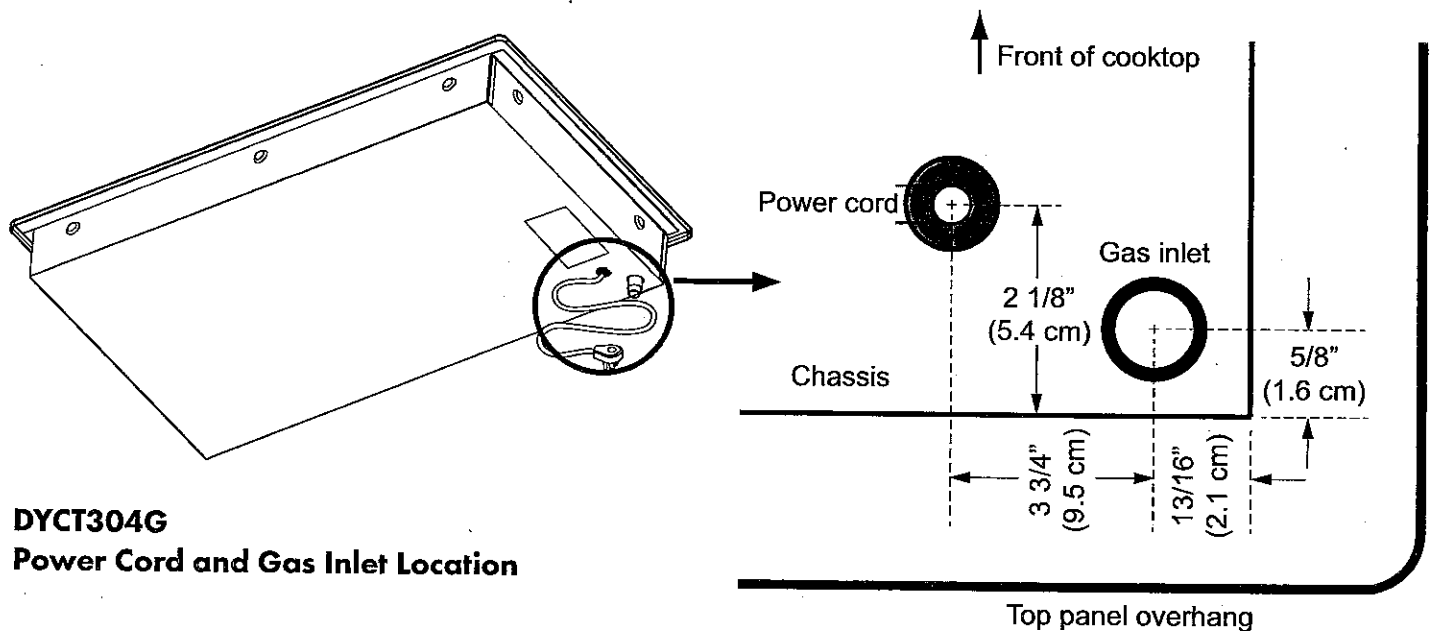
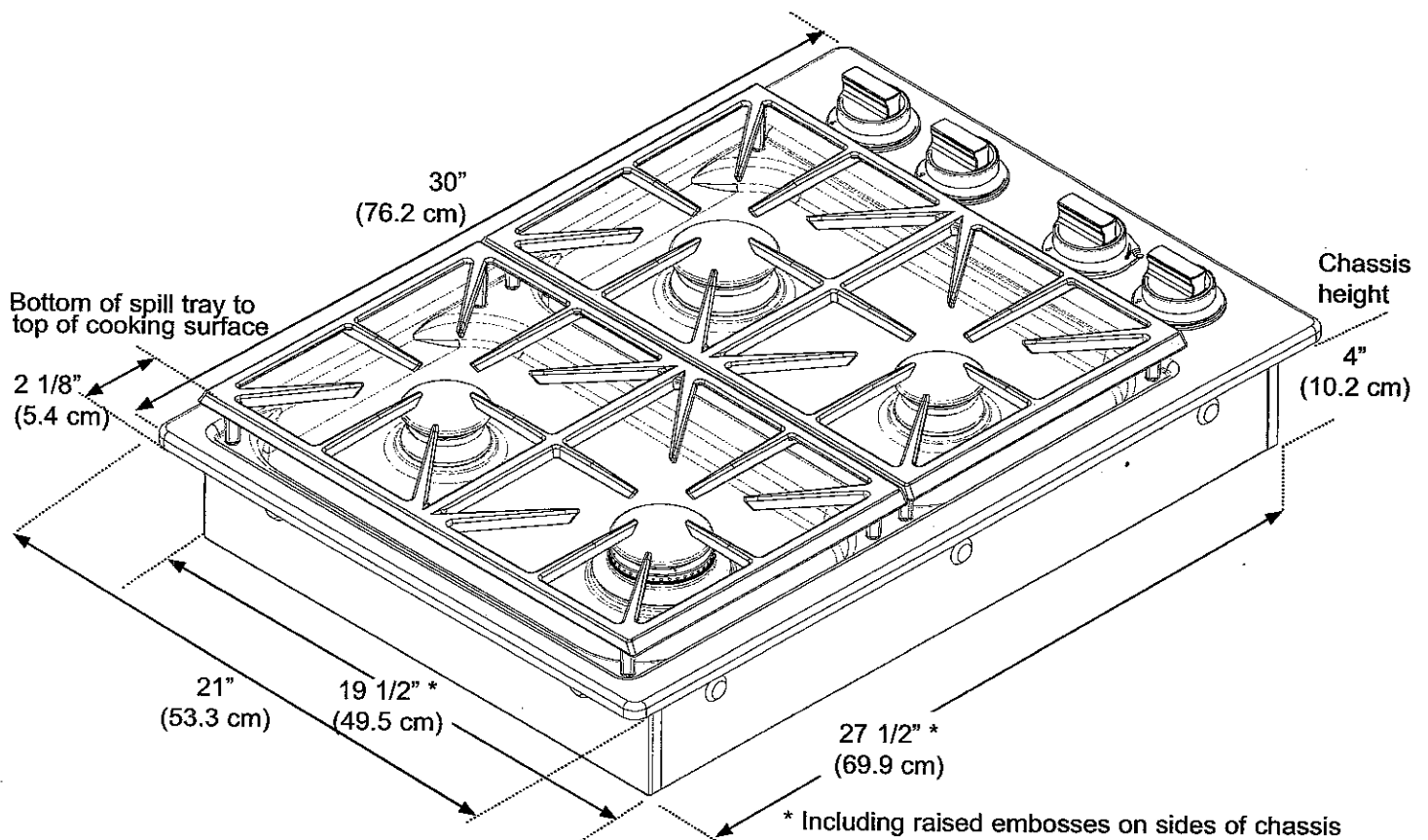
### WARNING

Observe all governing codes and ordinances during planning and installation. Contact your local building department for further information.

### Product Dimensions

All tolerances:  $\pm 1/16"$  ( $\pm 1.6$  mm) unless otherwise noted.

#### Model DYCT304G



DYCT304G

Power Cord and Gas Inlet Location

166-47R

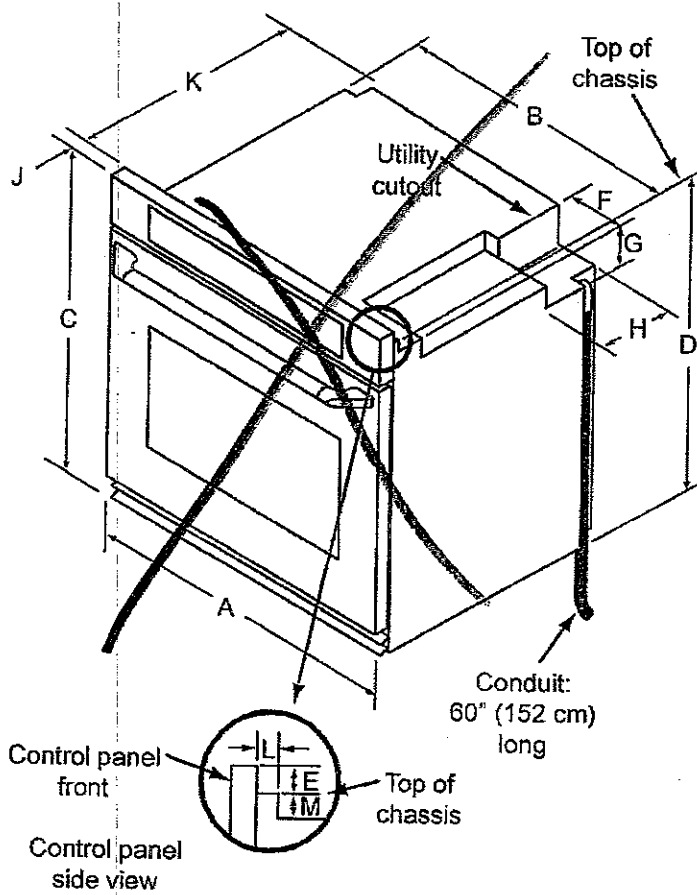
HD mm

JAN 29, 2017

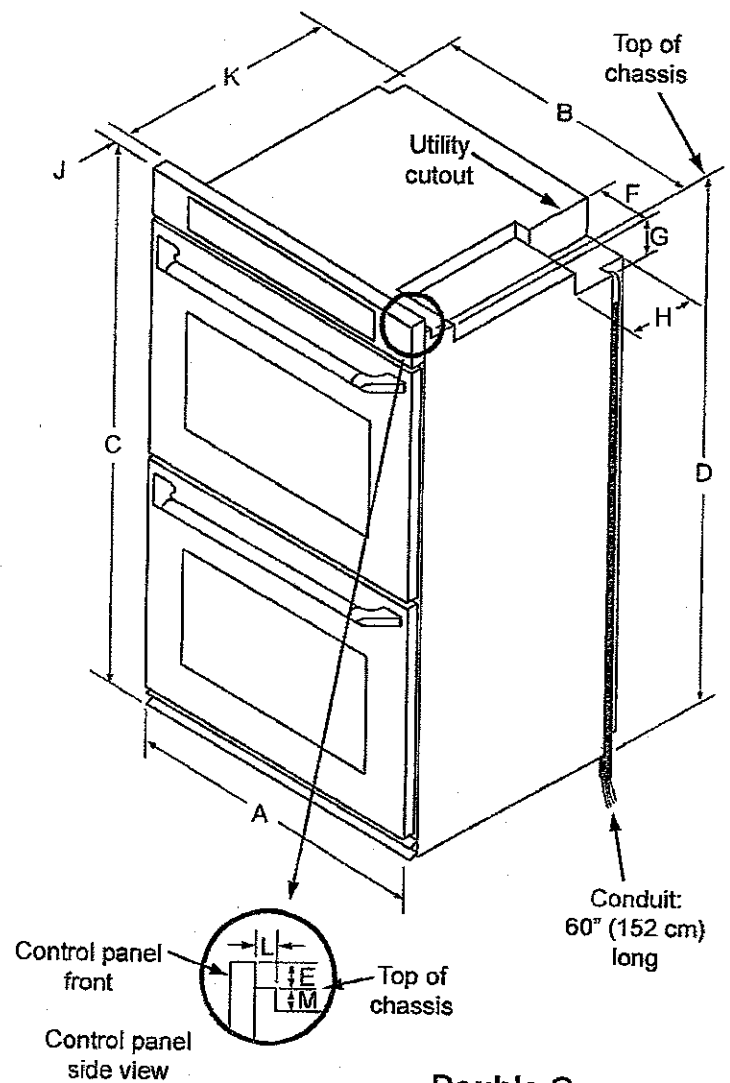
## Design Specifications

### Product Dimensions

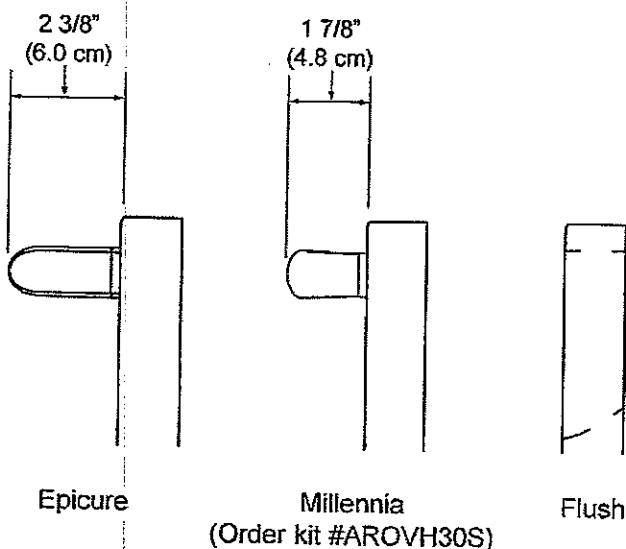
All tolerances:  $\pm 1/16$  ( $\pm 1.6$  mm), unless otherwise stated.



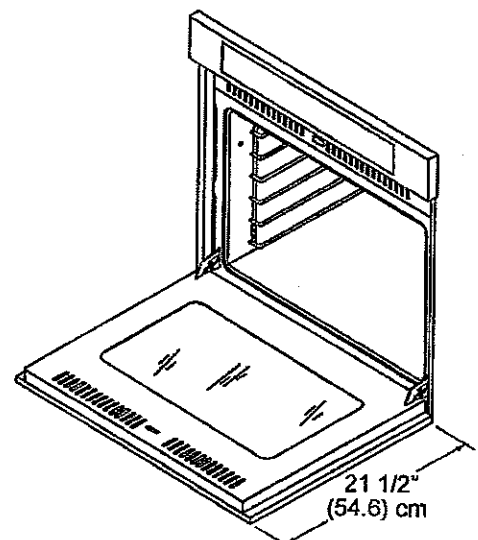
Single Oven



Double Oven



Handle Dimensions



KG-47R

143 mm

JAN 29, 2017

## Installation Specifications

### Installation Planning

#### WARNING

Observe all governing codes and ordinances during planning and installation. Contact your local building department for further information.

#### IMPORTANT

- Locate the junction box so that the oven may be easily disconnected in the event that it needs to be removed from the wall completely for service.
- If the oven is not installed level it may deliver poor or inconsistent baking results.
- Carefully check the location where the oven is to be installed. The oven should be placed for convenient access. Make certain that electrical power, meeting the specifications on page 4, can be provided in the selected location.
- Dacor recommends installing the junction box in the one of the locations shown on the facing page.
- Install the junction box in a location that allows the oven to be removed from the cutout for service without being disconnected.
- Plan the installation so that all minimum clearances are met or exceeded. Dimensions shown provide minimum clearances, unless otherwise noted. Be certain that proper clearance is provided for the oven door when it is in the open position according to the **Product Dimensions**.
- Cabinet cutout dimensions must be used as indicated. The specified minimum cabinet depth and width must be provided. The cabinet depth and width must completely enclose the recessed portion of the oven.
- All contact surfaces between the appliance and the cabinet must be solid and level.
- Provide a platform within the cabinet to support the oven. It must be installed level and straight. The top edge of the platform must be flush with the cutout at the front of the cabinet. There are no provisions to level the oven after it has been installed. 3/4" (1.9 cm) thick plywood is recommended.

### Cabinet Dimensions.

Cabinet tolerances: +1/16 (1.6 mm), -0, unless otherwise stated.

Model Number	(N) Minimum Cabinet Width	(P) Cutout Width	(R) Minimum Cutout Height
<del>RNOA127</del>	<del>27" (68.6 cm)</del>	<del>25 5/8" (65.1 cm) minimum (recommended) 26 1/8" (66.4 cm) maximum</del>	<del>37 1/2" (95.3 cm)</del>
<del>RNOA130</del>	<del>30" (76.2 cm)</del>	<del>28 5/8" (72.7 cm) minimum (recommended) 29 1/8" (74.0 cm) maximum</del>	
<del>RNOA227</del>	<del>27" (68.6 cm)</del>	<del>25 5/8" (65.1 cm) minimum (recommended) 26 1/8" (66.4 cm) maximum</del>	49 7/8" (126.7 cm)
RNO(V)230	30" (76.2 cm)	28 5/8" (72.7 cm) minimum (recommended) 29 1/8" (74.0 cm) maximum	

Minimum interior cabinet depth: 24" (61.0 cm)

K6-47R

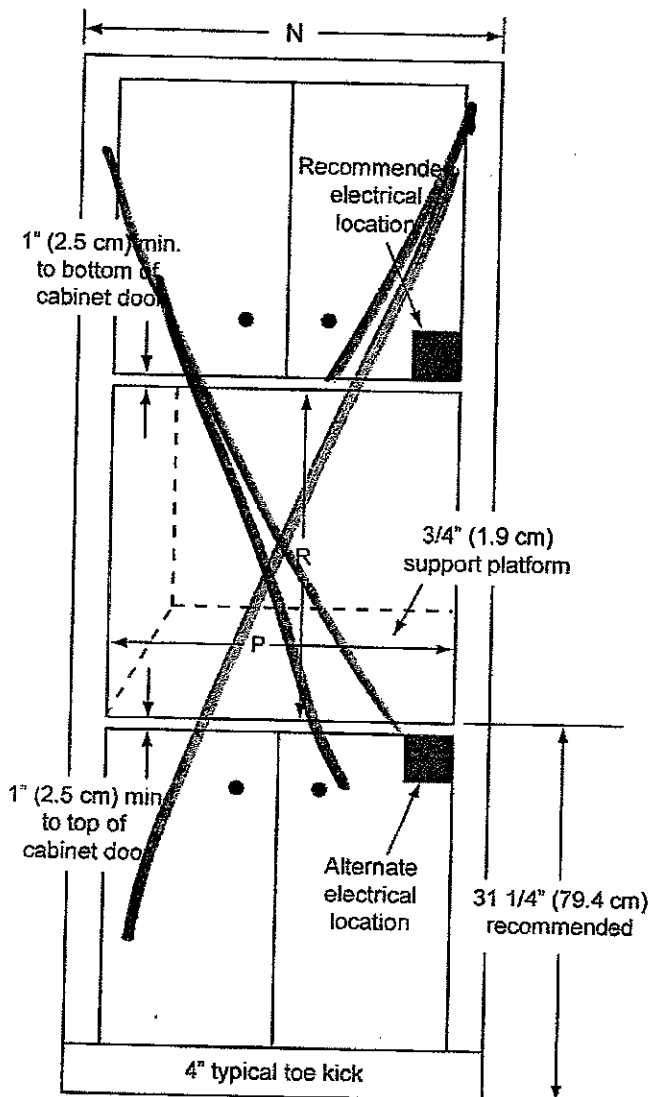
HD mm

JAN 29, 2017

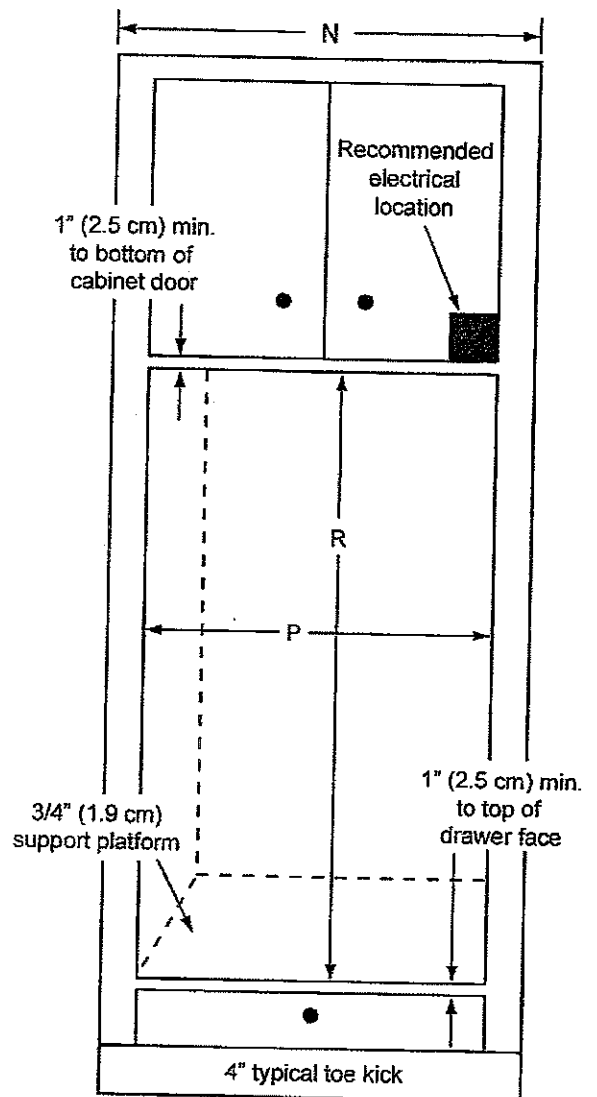
## Installation Specifications

### Cabinet Dimensions

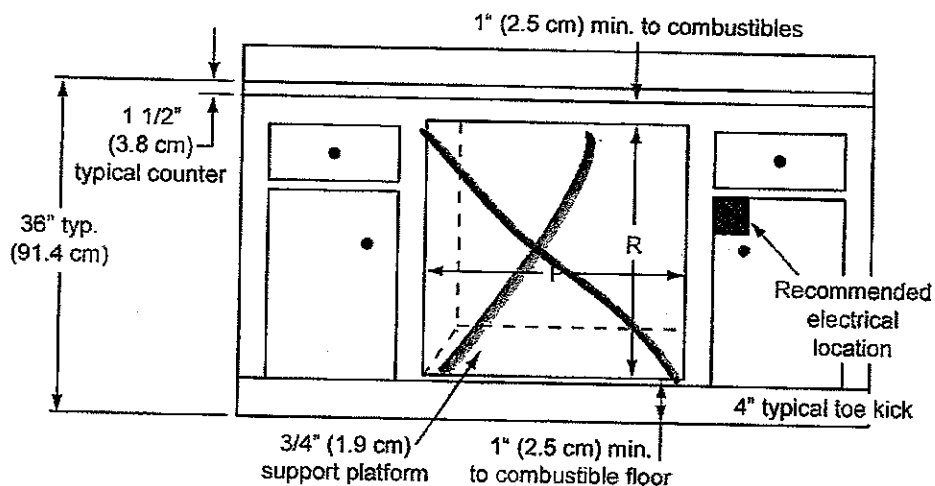
Cabinet tolerances:  $+1/16$  (1.6 mm), -0, unless otherwise stated.



~~Single Wall Oven - Cutout Dimensions~~



Double Wall Oven - Cutout Dimensions



~~Single Wall Oven - Installed Under Counter~~

Date: 14/10/16

Trade Name: Gold Park Homes

Site location: Kleinburg

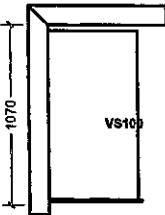
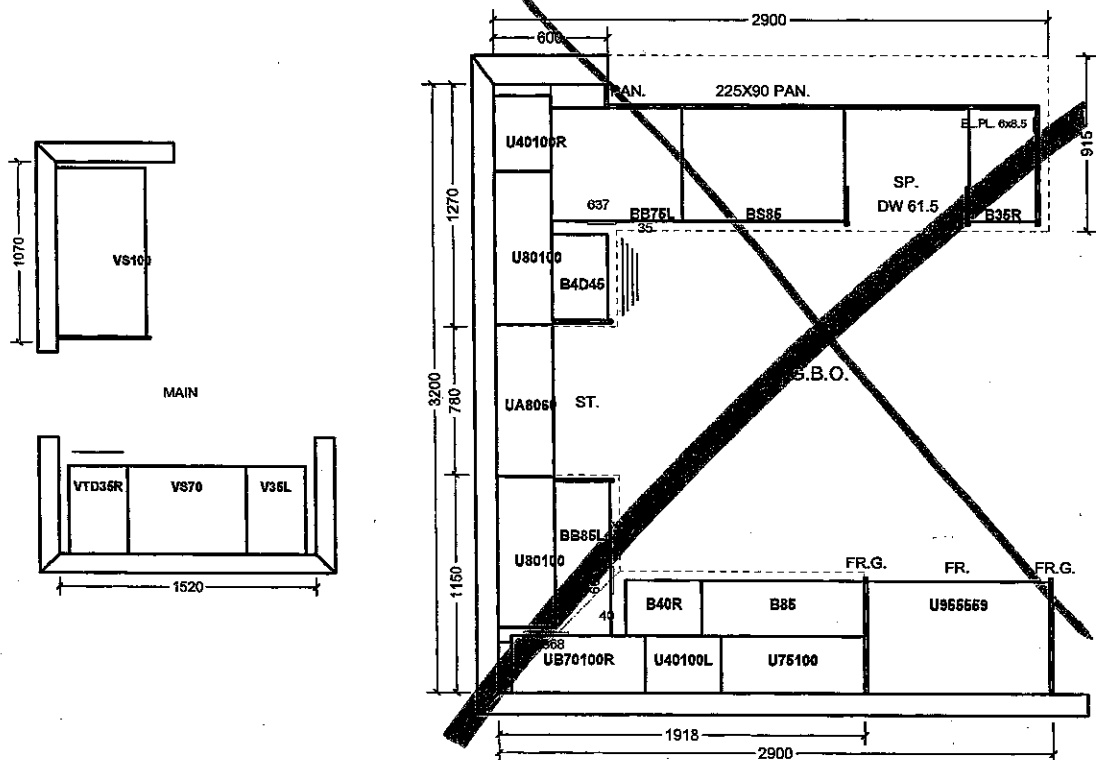
Model: 25-10

Address:

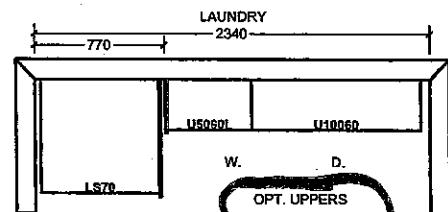
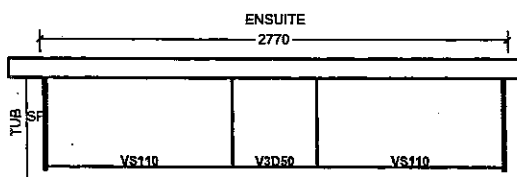
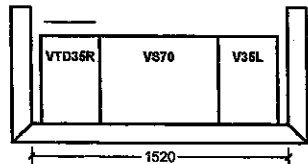
Project: Huntington & Nashville

Phase:

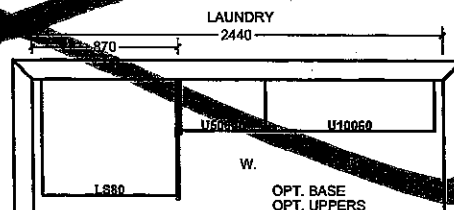
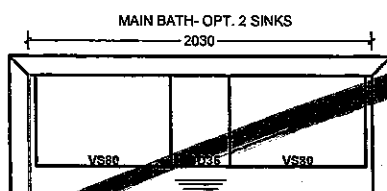
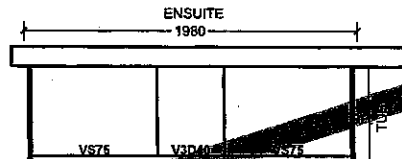
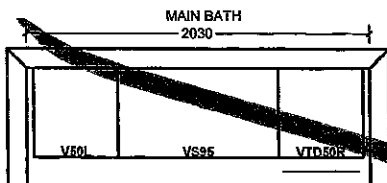
This layout has been explained to the purchaser by Cortina Kitchens Inc. and is understood by the purchaser.



MAIN



ALT. 2ND FLOOR



All prices subject to confirmation from head office.  
This quotation is subject to the terms & conditions set out

ACCEPTED DATE: JAN 29, 2017

All agreements are contingent upon strikes, accidents, and delays beyond our control.  
Please provide our installer with template for sinkholes or \$150.00 will be charged for callback.

LOT 47R

Manning Mack

Date: 14/10/16

Trade Name: Gold Park Homes

Site location: Kleinburg

Model: 25-10

Address:

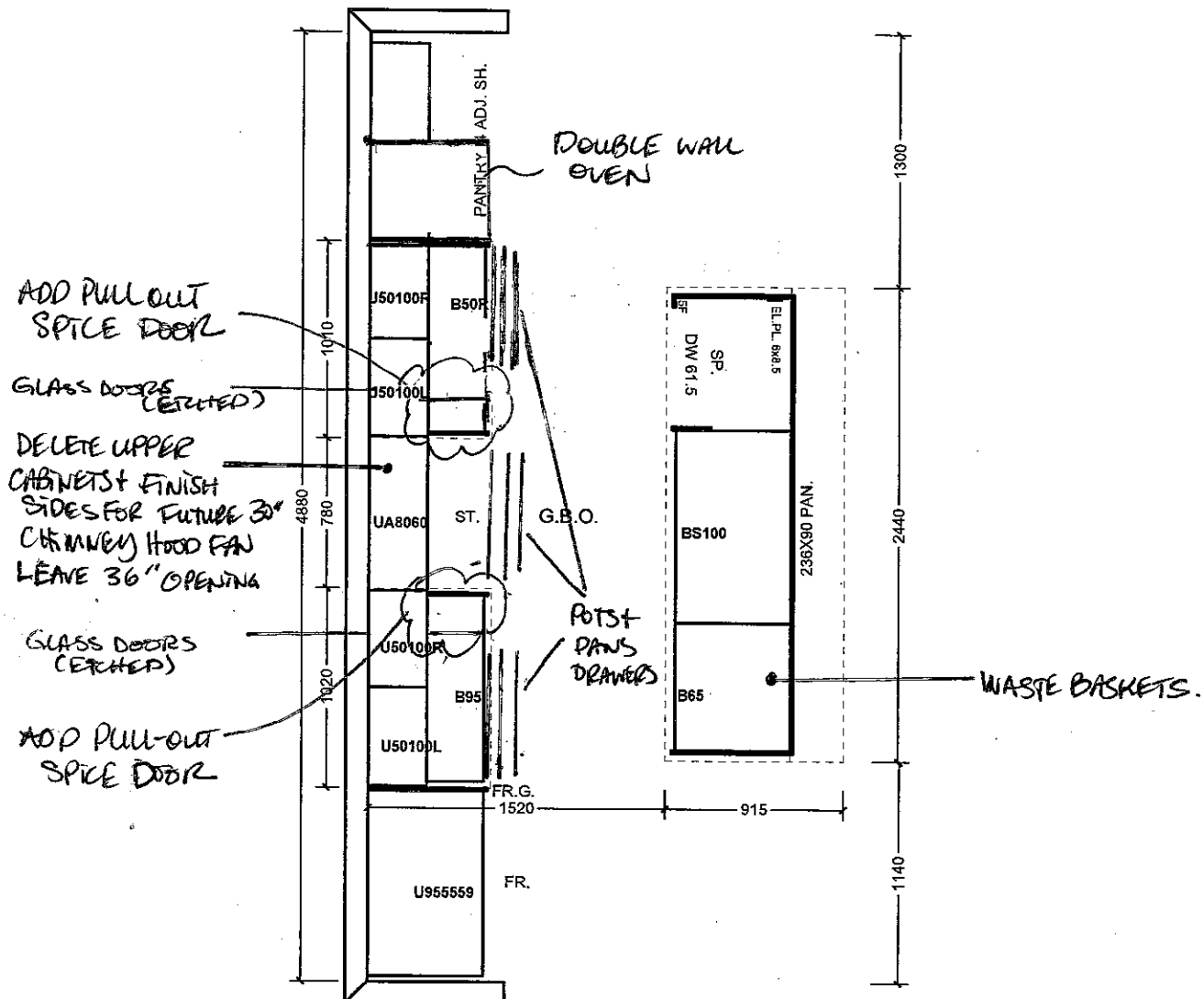
Project: Huntington &amp; Nashville

Phase:

This layout has been explained to the purchaser by Cortina Kitchens Inc. and is understood by the purchaser.

\* FURRING PANEL TO CEILING.

OPT. GR. FLOOR

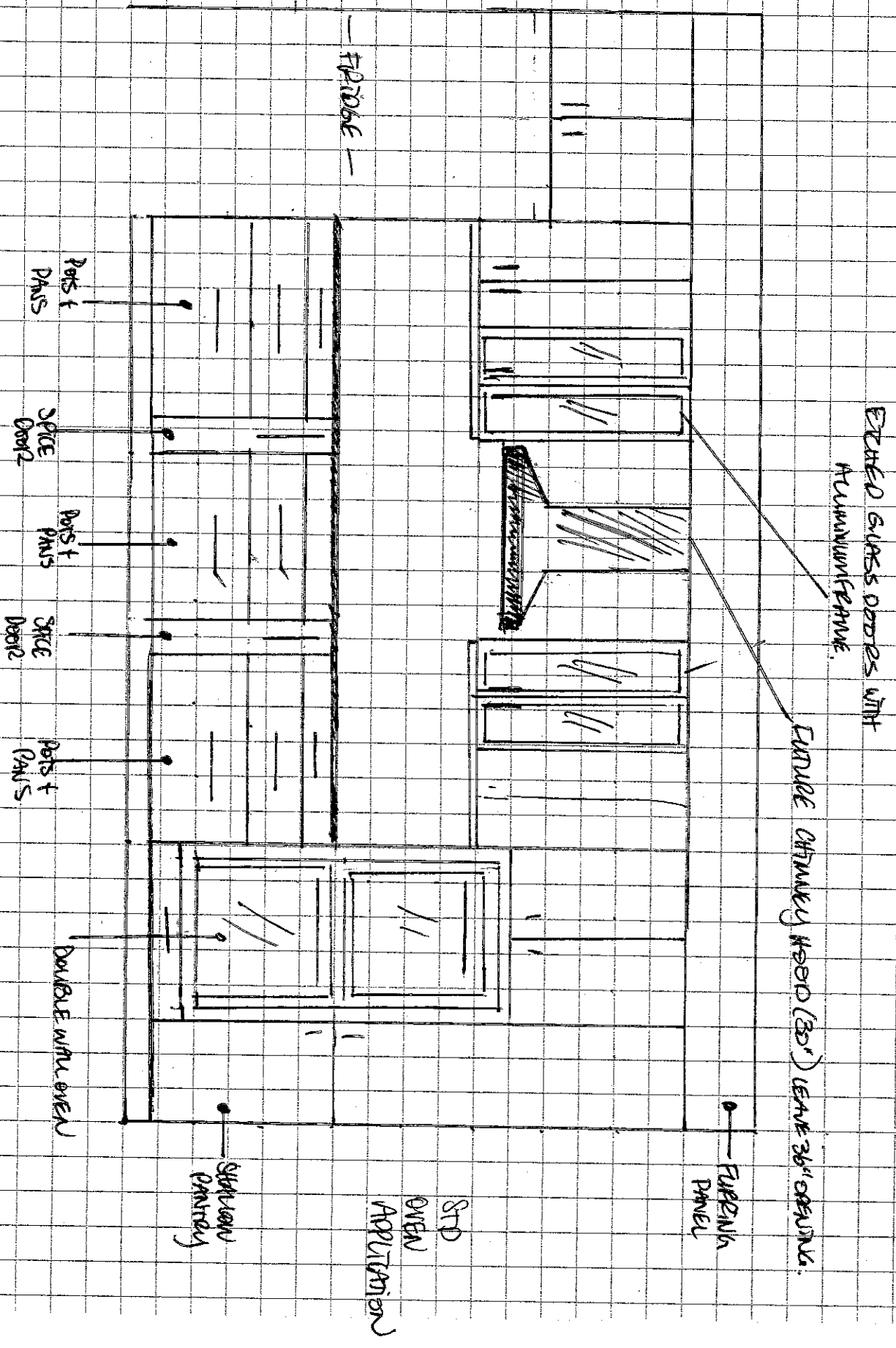
All prices subject to confirmation from head office.  
This quotation is subject to the terms & conditions set outAll agreements are contingent upon strikes, accidents, and delays beyond our control.  
Please provide our installer with template for sinkholes or \$150.00 will be charged for callback.

ACCEPTED DATE: JAN. 29, 2017

Lot 47R

Manages Hunt





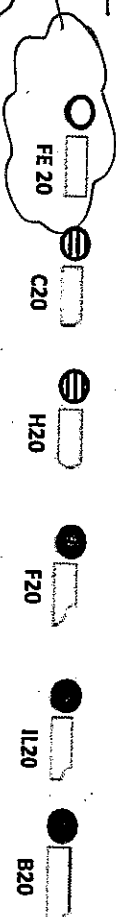
KG.-47R

HD mm

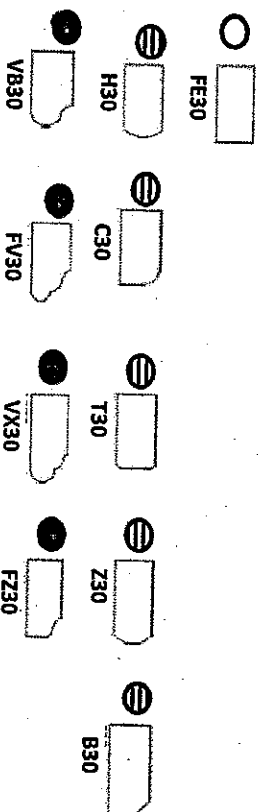
JAN 29, 2017

- Standard 2CM & 3CM
- ⊖ Upgrade 1 2CM & 3CM
- ⊗ Upgrade 1 4 CM
- Upgrade 2

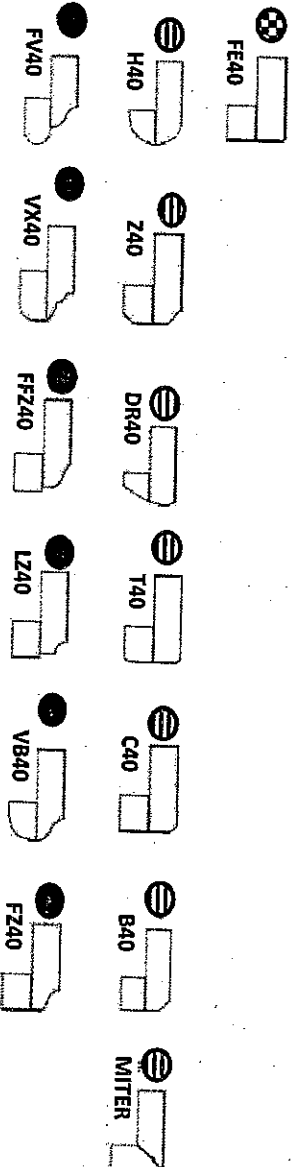
20mm (3/4") Profiles



30mm (1 1/4") Profiles



40mm (1 1/2") Profiles



Note: All colours may not be available in 30mm at time ordered. Vendor reserves the right to use 40 mm edges (by lamination process).

\*Mitre edge is available in Upgrade 1 for an overall thickness of 2". All other Mitre edge options will be an Upgrade 2 Edge.

KUTZNER  
(UPG KUTZNER SINK)  
WATER ENSURE  
+  
WATER BATH.  
CURB VARIOUS SINKS

166-47R

HD mm

JAN 29, 2017

# CORTINA

KITCHENS INC.

70 Regina Road Woodbridge ON L4L 8L6  
905-264-6464

## INFORMATION - PVC DOORS

Builder: Gold Park Homes Project: KLEMPURA GLEN Lot #: 472

All cabinets with PVC (Thermofoil) Doors come with melamine gables, panels and kick. The doors, crown moulding and light valance are PVC wrapped. Open shelves incorporated in design will only be available with melamine interiors. There will be variations in colour shades between the PVC parts (doors, crown and Light valance) and the melamine parts (open shelves, Gables, Panels and Kick) due to the difference in material.

Furring Panel with crown moulding to the ceiling is not available on all PVC door styles due to subtle variations in colour shades between the PVC parts (moulding) and the melamine parts (furring panel) due to the difference in material. Grain directions in wood grain pattern melamine, vary between the furring panel, crown moulding (horizontal) and the PVC doors (vertical).

Thank you for your understanding.

---

I am well informed of this information, and agree to the purchase of the above.

Purchaser: [Signature]

Date: 01/29/17

Purchaser: Marilyn M. [Signature]

Date: 01/29/17

# GOLDPARK

WORTH MORE™

Attention: Building Department

Re: Lot # 47R.

This is to acknowledge that as the purchaser of the above noted lot, I have asked Gold Park Homes not to install the standard builder's kitchen exhaust hood, as I will be installing my own unit after closing.

Munir Muli  
Purchaser

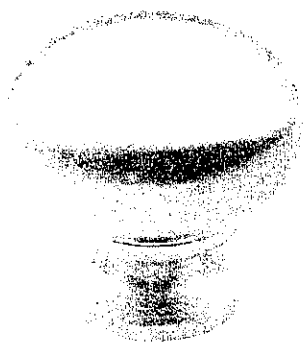
[Signature]  
Purchaser

\_\_\_\_\_  
Vendor

Dated this 01 day of January, 2017.

STANDARD HARDWARE

STANDARD HARDWARE



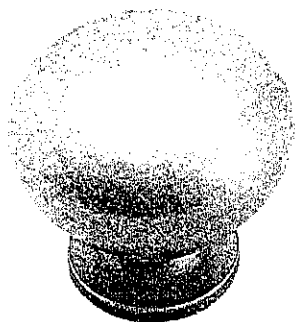
CSI-6



CSI-10



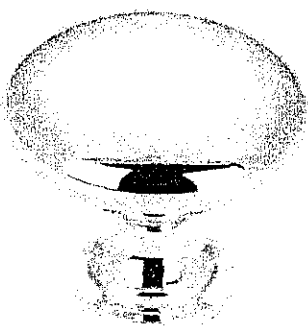
CSI-14




CSI-16




CSI-18




CSI-19




CSI-20




CSI-21




CSI-22



CSI-23



CSI-24



CSI-25

\*NOTES:

- IMAGES ARE FOR QUICK REFERENCE PURPOSES ONLY
- ACTUAL SIZES AND FINISHES AS PER HARDWARE SAMPLE BOARD PROVIDED TO DECOR CENTRE

K6-472

HD mm

JAN 29, 2017

UPGRADE HARDWARE




CH-32




CH-38




CH-44



CH-45



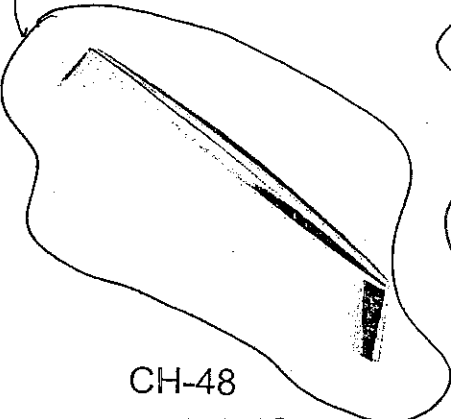
CH-46



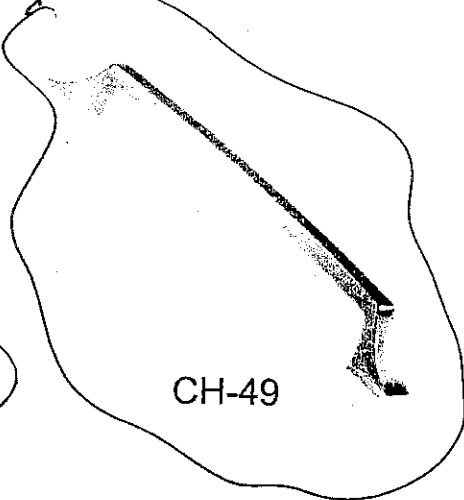
CH-47

DUAIN BATH

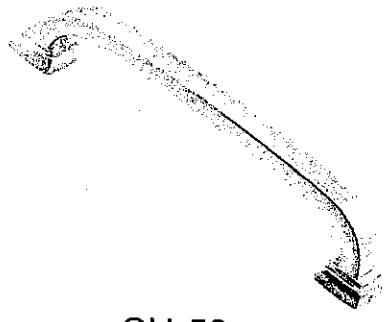
MASER ENSULTE



CH-48

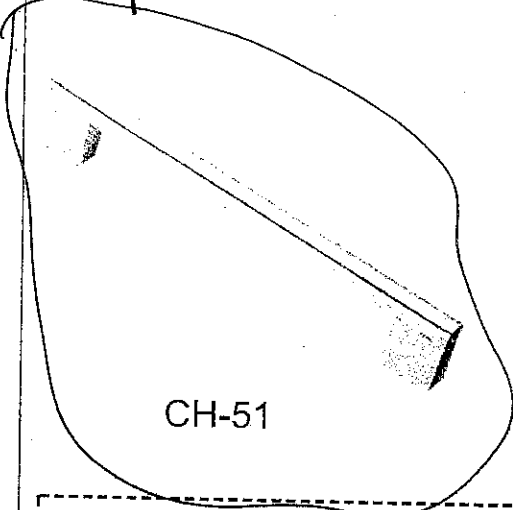


CH-49




CH-50

KURTEN



CH-51



CH-52



CH-53

\*NOTES:  
- IMAGES ARE FOR QUICK REFERENCE PURPOSES ONLY  
- ACTUAL SIZES AND FINISHES AS PER HARDWARE  
SAMPLE BOARD PROVIDED TO DECOR CENTRE

UG-47R

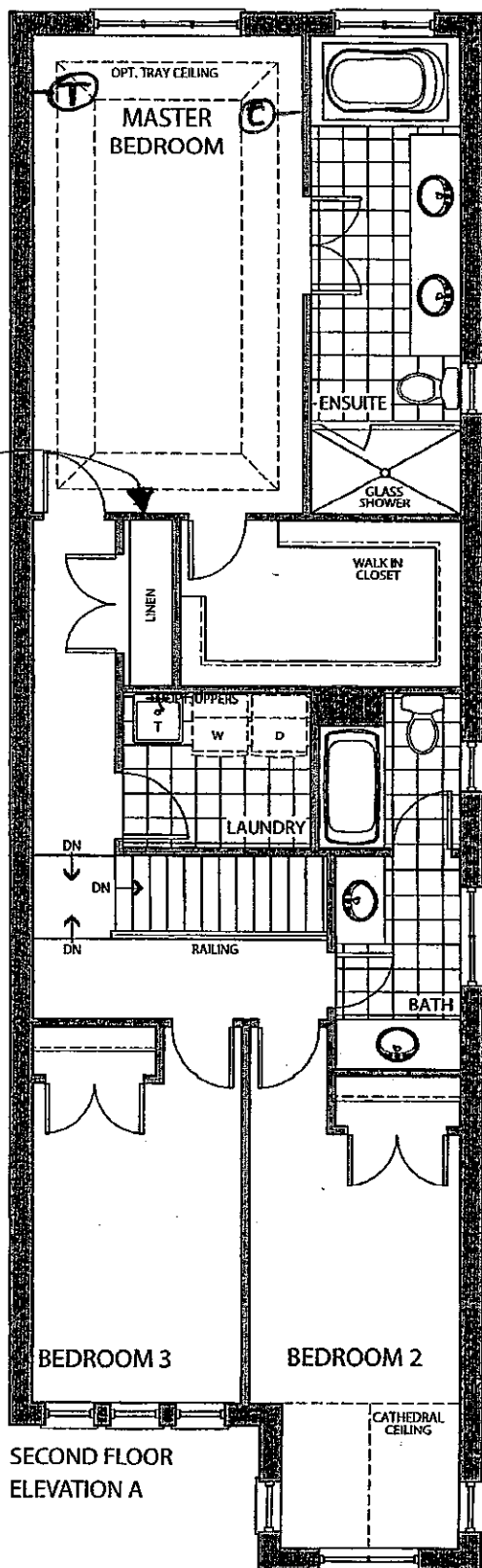
HD

JAN. 29, 2017

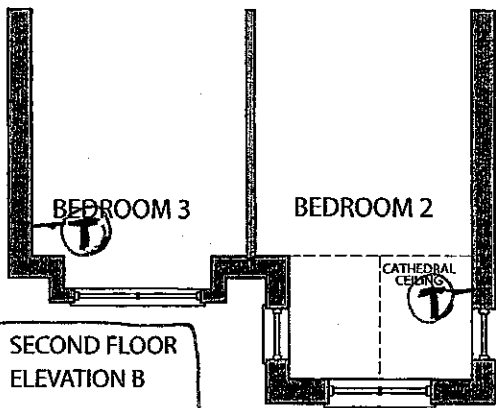
Elevation A • 2,187 sq.ft.

Elevation B • 2,187 sq.ft.

EXTRA  
SECURITY  
KEY-PAD



SECOND FLOOR  
ELEVATION A



SECOND FLOOR  
ELEVATION B

Structural

LOT 47R

HD

mm

AUG. 17. 2016

Colours

HD

mm

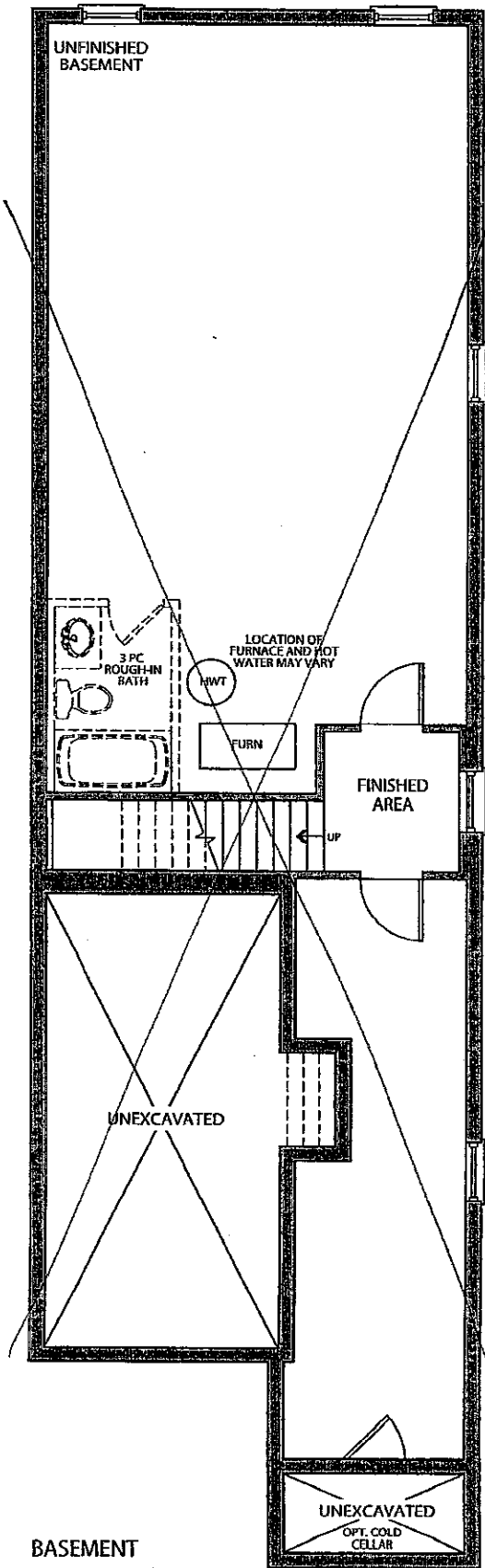
JAN 29  
2017

SMOOTH CEILINGS

# the Wiltshire

Elevation A • 2,187 sq.ft.

Elevation B • 2,187 sq.ft.

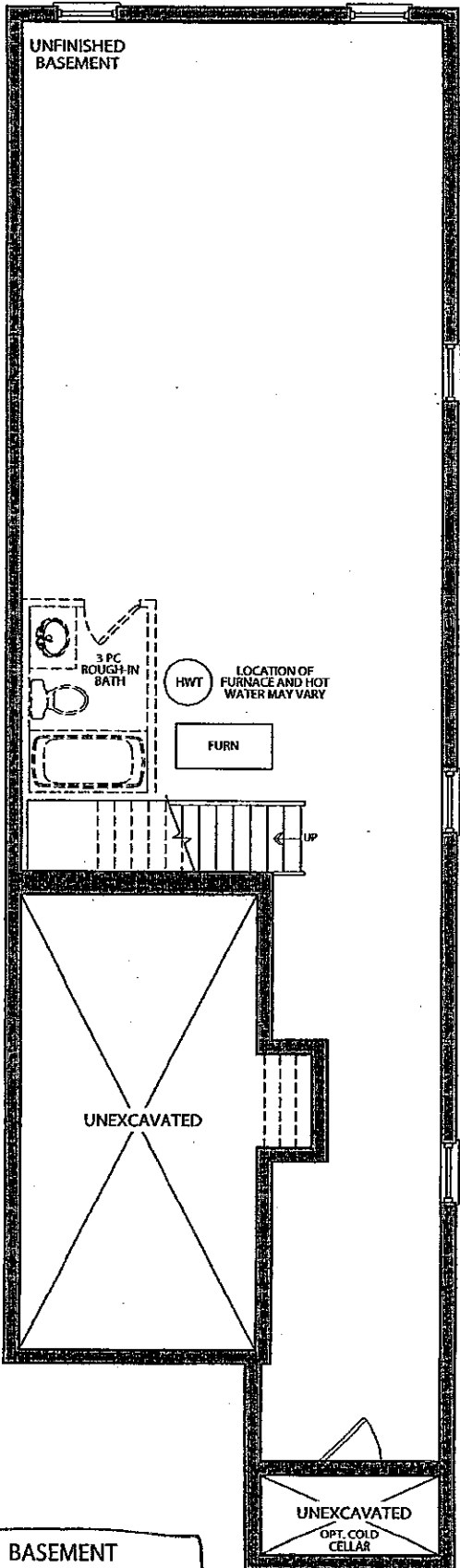


BASEMENT  
ELEVATION A & B

COLOURS

HD mm

JAN 29, 2017



BASEMENT  
ELEVATION A & B  
FOR OPT.  
GROUND FLOOR

STRUCTURAL

LOT 47 R

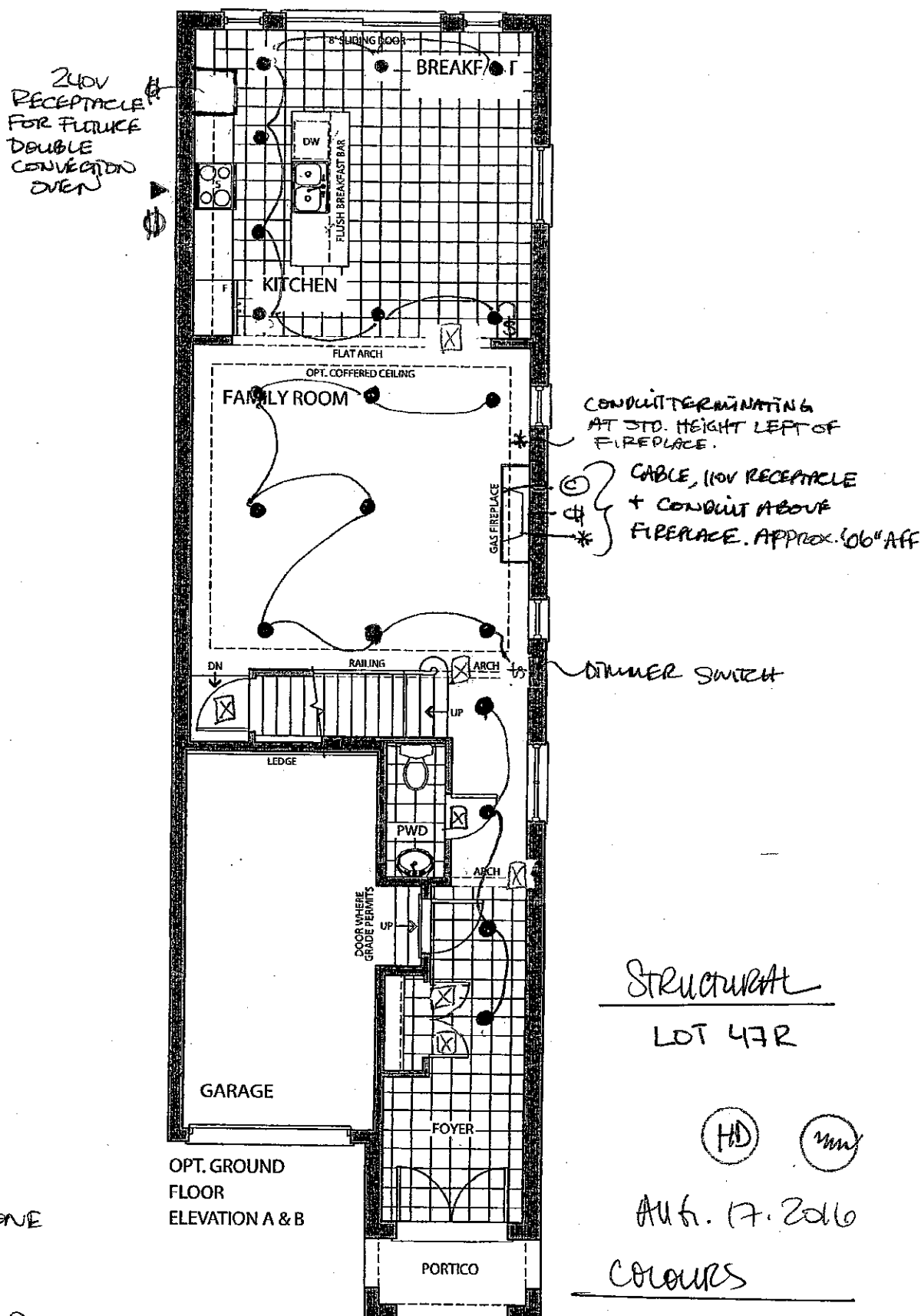
HD

AUG. 17, 2016

**GOLDPARK**  
HOMES

Prices, figures, illustrations, sizes, features and finishes are subject to change without notice. E.&O.E. Areas and dimensions are approximate and actual usable floor space may vary from the stated area. Layout may be reverse of the unit purchased. E. & O.E.





STRUCTURAL

LOT 47R

HD mm

AUG. 17, 2016

COLOURS

HD mm

JAN. 29, 2017

► - GAS LINE

⊕ - TELEPHONE

Ⓢ - CABLE

ⓧ - EXTEND DOORWAYS + ARCHWAYS

⦿ - POT LIGHTS

⦶ - 110V / 240V / DEDICATED FOR GAS APPLIANCE

\$ - SWITCH

OPT. GROUND  
FLOOR  
ELEVATION A & B