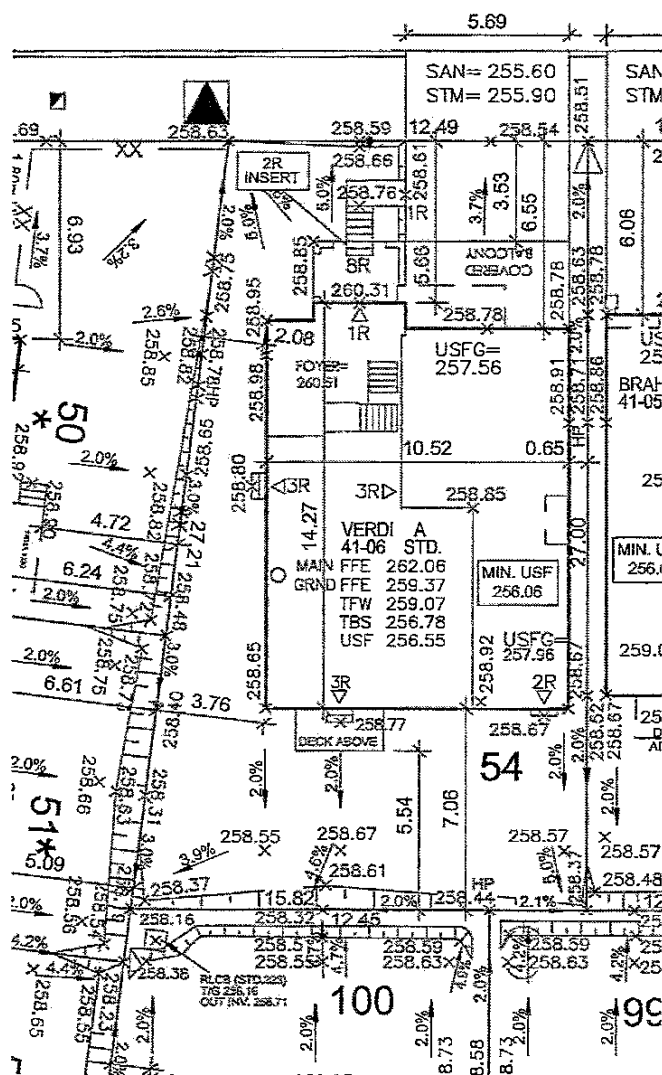


This is to certify that these plans comply with the applicable Architectural Design Guidelines approved by the City of BRAMPTON.

REVIEW & APPROVAL

~~SECRET~~ ~~SECRET~~ ~~SECRET~~

John G. Williams Limited, Architects



CLIENT

PROJECT/LOCATION
MCLAUGHLIN AND MAYFIELD
BRAMPTON, ON

DRAWING



SITE PLAN

BUILDING STATISTICS

REG. PLAN No.	43M-2005
ZONE	R1F-9.0-2452
LOT NUMBER	54
LOT AREA(m ²)	332.19
BLDG AREA(m ²)	N/A
LOT COVERAGE(%)	N/A
No. OF STOREYS	3
MEAN HEIGHT(m)	10.88
INT. GARAGE DIMS(m)	5.59 X 6.10
GARAGE DOOR WIDTH(m)	2 X 2.44

LEGEND

FFE	FINISHED FLOOR ELEVATION
TFW	TOP OF FOUNDATION WALL
TBS	TOP OF BASEMENT SLAB
USF	UNDER SIDE FOOTING
USFR	UNDER SIDE FOOTING @ REAR
USFG	UNDER SIDE FOOTING @ GARAGE
TEF	TOP OF ENGINEERED FILL
R	NUMBER OF RISERS TO GRADE
WOD	WALKOUT DECK
LOB	LOOKOUT BASEMENT
WOB	WALK OUT BASEMENT
REV	REVERSE PLAN
STD	STANDARD PLAN
△	DOOR
○	WINDOW
⊗	BELL PEDISTAL
■	CABLE PEDISTAL
□	CATCH BASIN
▤	DBL. CATCH BASIN
✱	ENGINEERED FILL
⊕	HYDRO CONNECTION
⦿	FIRE HYDRANT
⦿	STREET LIGHT
✉	MAIL BOX
▼	TRANSFORMER
⦿	WATER VALVE
⦿	WATER CONNECTION
▽	SEWER CONNECTIONS 2 LOTS
▽	SEWER CONNECTIONS 1 LOT
AC	AIR CONDITIONING
⇒	DOWN SPOUT TO SPLASH PAD
→	SWALE DIRECTION

 CHAINLINK FENCE
 PRIVACY FENCE
 SOUND BARRIER

FOOTING TO BE EXTENDED
 TO 1.25 (MIN) BELOW GRADE

ISSUED OR REVISION COMMENTS

[illegible]

URBANTECH NOTES:

- 1) No final utility location information at this time. Urbantech will not be responsible for future changes to design. Builder should notify purchaser's that street hardware and above ground utility furniture may be added or removed from their frontages.
- 2) Builder to lower underside of footings where adjacent to R.C.B. leads. Exact depth to be determined on site during footing excavation.
- 3) Builder to stake out driveway curb depressions at time of curb installation.
- 4) Builder to verify location of all hydrants, street lights, transformers and all other services. If min. dimensions are not maintained as per City standards, builder is to relocate at his own expense.
- 5) Builder to confirm service connection elevations and review for absence of conflict prior to footing excavation.
- 6) Final fence design have not been provided at this time. Purchaser to be advised that actual fencing details may not be as shown on this plan.

URBANTECH CONSULTING

We certify that the proposed grades at the lot corners are correct, and that the lot grading of the subject lot is in conformity to the approved subdivision grading plans and City standards.

REVIEWED BY: HL DATE: JUNE 27, 2011

I, **JULIO PINZON**, DECLARE THAT I HAVE
REVIEWED AND TAKE DESIGN RESPONSIBILITY FOR
THE DESIGN WORK ON BEHALF OF RIN DESIGN
LIMITED, UNDER DIVISION C, PART 3, SUBSECTION
3.2.4. OF THE BUILDING CODE. I AM QUALIFIED, AND
THE FIRM IS REGISTERED, IN THE APPROPRIATE
CLASSES/CATEGORIES.

QUALIFIED DESIGNER BCIN 38688
FIRM BCIN 26995

UIN 23/16

SIGNATURE

DRAWN BY

Rk

SCALE

1:250

PROJECT No.

13098

LOT NUMBER

54

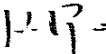


RN design
Imagine • Inspire • Create
 TEL (905) 738-3177
 FAX (905) 738-5448
 DWG@RNDESIGN.COM



Schedule 1: Designer Information

Use one form for each individual who reviews and takes responsibility for design activities with respect to the project.

A. Project Information			
Building number, street name		Unit no. 41-06 'A'	Lot/con. 54
Municipality BRAMPTON	Postal code	Plan number/ other description 43M-2005	
B. Individual who reviews and takes responsibility for design activities			
Name Julio Pinzon		Firm RN Design Limited	
Street address 8395 Jane Street		Unit no. 203	Lot/con.
Municipality Vaughan	Postal code L4K 5Y2	Province Ontario	E-mail juliop@rndesign.com
Telephone number (905) 738-3177	Fax number (905) 738-5449	Cell number	
C. Design activities undertaken by individual identified in Section B. [Building Code Division C, Part 3 Table 3.5.2.1			
<input checked="" type="checkbox"/> House	<input type="checkbox"/> HVAC – House	<input type="checkbox"/> Building Structural	
<input type="checkbox"/> Small Buildings	<input type="checkbox"/> Building Services	<input type="checkbox"/> Plumbing – House	
<input type="checkbox"/> Large Buildings	<input type="checkbox"/> Detection, Lighting and Power	<input type="checkbox"/> Plumbing – All Buildings	
<input type="checkbox"/> Complex Buildings	<input type="checkbox"/> Fire Protection	<input type="checkbox"/> On-site Sewage Systems	
Description of designer's work Review of the site plan design and working drawings for Lot 54 model VERDI 41-06 'A' STD door to garage. Design responsibility excludes any structural design and specifications outside of the scope of Part 9 of the OBC.			
D. Declaration of Designer			
I, <u>Julio Pinzon</u> declare that (choose one as appropriate): (print name) <input checked="" type="checkbox"/> I review and take responsibility for the design work on behalf of a firm registered under Division C, Part 3, subsection 3.2.4. of the Building Code. I am qualified, and the firm is registered, in the appropriate classes/categories: Individual BCIN: <u>38688</u> Firm BCIN: <u>26995</u> <input type="checkbox"/> I review and take responsibility for the design work and am qualified in the appropriate category as an "other designer" under Division C, Part 3, subsection 3.2.5 of the Building Code. Individual BCIN: _____ Basis for exemption from registration: _____ <input type="checkbox"/> The design work is exempt from the registration and qualification requirements of the Building Code. Basis for exemption from registration and qualification: _____ I certify that: 1. The information contained in this schedule is true to the best of my knowledge. 2. I have authority to bind the corporation or partnership (if applicable). <div><div>July 11, 2016 Date</div><div> Signature of Designer</div></div>			

*For the purposes of this form, "individual" means the "person" referred to in Division C, Part 3, Clause 3.2.4.7. (1)(d), Division C, Part 3, Article 3.2.5.1. and all other persons who are exempt from qualification under Division C, Part 3, Subsections 3.2.4. and 3.2.5.

NOTE:

- 1. Firm and Individual BCIN numbers are not required for building permit applications submitted prior to January 1, 2006
- 2. Schedule 1 does not need to be completed by architects, or holders of a Certificate of Practice or a Temporary License under the *Architects Act*