

INSTALLATION INSTRUCTIONS

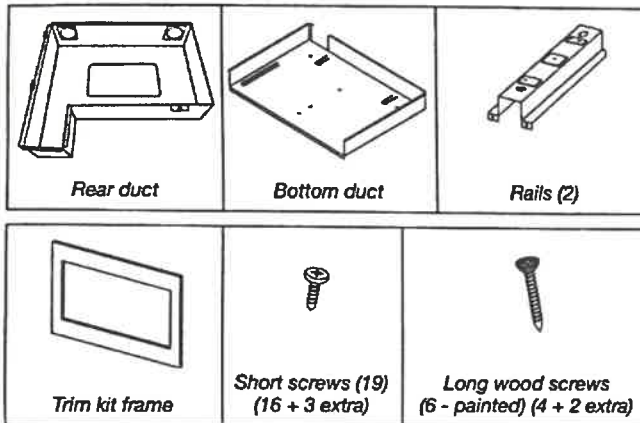
Tools and Parts

Tools Needed

Gather the required tools and parts before starting installation. Read and follow the instructions provided with any tools listed here.

- Measuring tape
- Drill
- Pencil
- 7/64" drill bit
- Phillips screwdriver

Parts Supplied (not shown to scale)

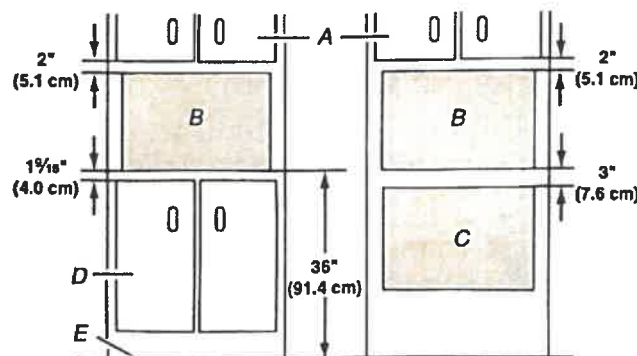


Location Requirements

The microwave oven may be installed over a built-in oven. If installing over a built-in oven, make sure there is a minimum of 3" (7.6 cm) between the top of the lower oven cutout and the microwave oven cutout floor.

The microwave oven may also be installed in a cabinet by itself (without a built-in oven below). For best usability, we recommend a minimum distance of 36" (91.4 cm) from the floor to the cutout floor.

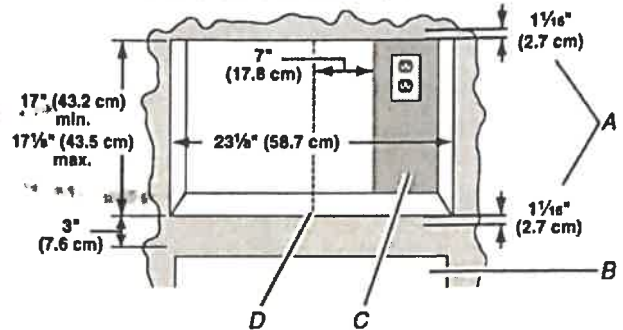
Make sure the surrounding cabinetry has clearance to open and close freely. Allow a clearance of at least 1 1/16" (4.0 cm) below the cutout floor (3" [7.6 cm] for installation above a built-in oven), and a clearance of at least 2" (5.1 cm) above the cutout opening.



A. Upper cabinet
B. Microwave oven cutout
C. Lower oven cutout
D. Lower cabinets
E. Floor

Required Cutout Dimensions

For minimum depth requirements, see chart.



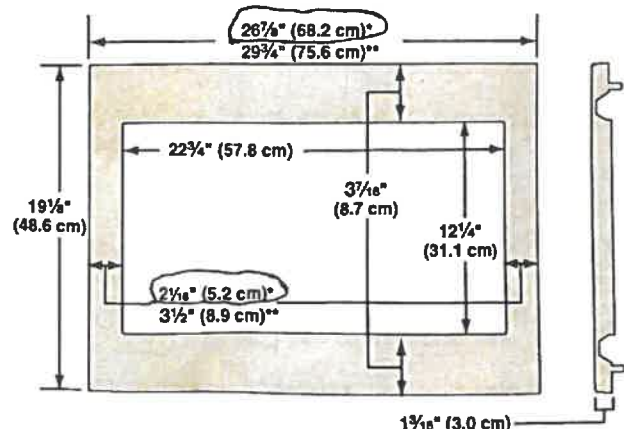
- A. Trim kit frame overhang
- B. Cutout for lower oven
- C. Recommended region for receptacle location (no less than 7" [17.8 cm] to the right of cutout centerline)
- D. Cutout centerline

Receptacle Location	Minimum Depth
Within recommended region	20" (50.8 cm) with flush receptacle; 22" (55.9 cm) with non-flush receptacle
Outside recommended region	22" (55.9 cm) with flush receptacle; 24" (61.0 cm) with non-flush receptacle

NOTES:

- Depth requirements depend upon receptacle and its location within or outside of recommended region. See illustration and chart above.
- Height dimension is critical: 17" (43.2 cm) minimum, 17 1/8" (43.5 cm) maximum.
- Width measurement has $\pm 1/16"$ (2 mm) tolerance.
- 3" (7.6 cm) minimum dimension is from lower oven cutout ceiling to microwave oven cutout floor.
- Trim kit frame extends 1 1/16" (2.7 cm) above and below the cutout opening.

Trim Kit Frame Dimensions



*27" (68.6 cm) trim kit

**30" (76.2 cm) trim kit

October 20th 2020 *Krista Reed Dignman*