

NZ30K6330RS



30" Electric Cooktop

Features


- WiFi Connectivity
- Flexible Cooktop:
 - Rapid Boil™ Burner (3.3 kW)
 - Two Dual Burners (9"/6" and 8"/5")
 - Two Single Burners (7")
- 9.5 kW Total Power

Convenience

- Hot Surface Indicator Light
- Easy-To-Clean Glass, Ceramic Cooktop
- Dishwasher-Safe Knobs



Rapid Boil™



LED Illuminated Backlit Knobs

Available Colors



Stainless Steel (shown)



Black Stainless Steel

Signature Features

RAPID BOIL™

- Up to 3.3 kW power burner offers intense heat and precise control to quickly boil water or maintain a low even simmer.

FLEXIBLE COOKTOP

- Whether you're boiling water, melting chocolate or simmering sauce, there's a burner for your needs.

LED ILLUMINATED BACKLIT KNOBS

- Visually lets you know your cooktop is on, even at a distance.

SAMSUNG

JUL 18 2023

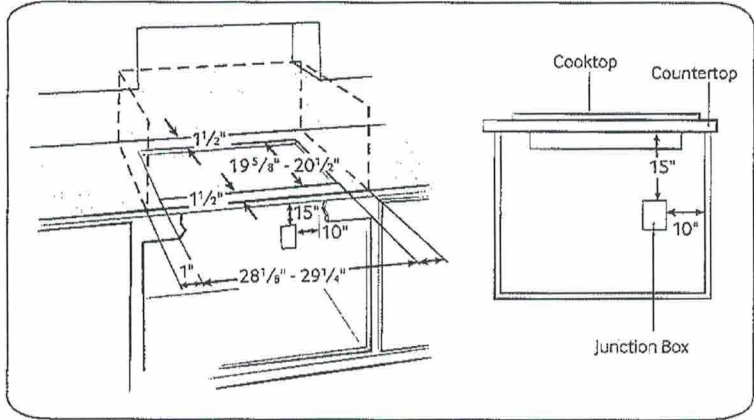
Sutton
27E

NZ30K6330RS

30" Electric Cooktop

Installing Your Cooktop

Can be installed over a single oven.



Total Power

9.5 kW

Power Source

240V/60Hz/45 Amps.

Electric Cooktop

- Left Front: 7", 1.5 kW
- Left Rear: 7", 1.5 kW
- Right Front: 8"/5", 2 kW
- Right Rear: 6", 1.2 kW (Melt)
- Center: 9"/6", 3.3 kW (Simmer to Rapid Boil™)

Warranty

One (1) Year All Parts and Labor

Product Dimensions & Weight (WxHxD)

Outside (Max) Cooktop Dimensions:

30" x 5 1/16" x 21 1/4"

Cooktop Cut-Out Dimensions:

28 1/2" x 5 1/16" x 19 5/8"

Weight: 35.7 lbs.

Shipping Dimensions & Weight (WxHxD)

Dimensions:

34 3/16" x 8 1/2" x 25 1/16"

Weight: 48.5 lbs.

Color

Stainless Steel

Model

NZ30K6330RS

UPC Code

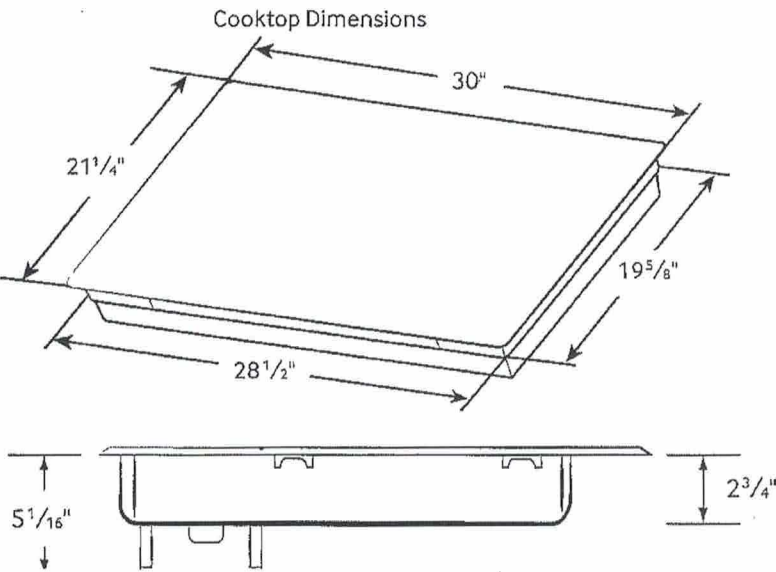
887276183329

Black Stainless Steel

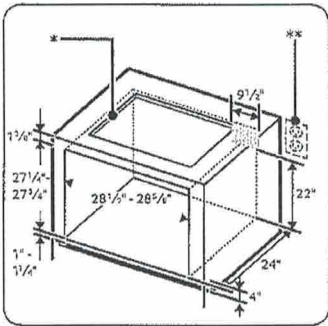
NZ30K6330RG

887276183312

Dimensions



Cutout Dimensions of Countertop



* See built-in oven installation for complete installation instructions. See label on top of approved built-in oven models.
** Refer to installation manual of oven.

SAMSUNG

Actual color may vary. Design, specifications, and color availability are subject to change without notice.

Non-metric weights and measurements are approximate.

©2016 Samsung Electronics America, Inc. 85 Challenger Road, Ridgefield Park, NJ 07660. Tel: 800-SAMSUNG, samsung.com.

Samsung is a registered trademark of Samsung Electronics Co., Ltd.


JUL 18 2023

Sutton
27E

NQ70M7770DS

30" Microwave Combination Wall Oven

SAMSUNG



Signature Features

Steam Cook (Oven)

- Delivers moisture at precise times for a crisp, browned outside and tender inside.

Speed Cook (Microwave)

- Cook food faster and more evenly by using power convection.

Flex Duo™ (Oven)

- Cook two dishes at different temperatures simultaneously with the Smart Divider.


Available Colors




Stainless Steel (shown)



Black Stainless Steel



Steam Cook



Flex Duo™

Features

- Digital-Analog Controls
- 1.9/5.1 cu. ft. Capacity
- Hybrid Clean and Self-Clean (Oven)
- Gourmet Cook (Oven)
- Dual Convection (Oven)
- Wi-Fi Connectivity
- Wi-Fi Enabled Temperature Probe (Oven)
- LED Spotlights (Oven)
- Easy View Window
- 3 Heavy-Duty Racks including a Gliding Rack (Oven)

- Soft-Close Door (Oven)
- Ceramic Plate (Microwave)
- Rapid Preheat (Oven)
- Auto Latch Microwave Door
- 6 Oven Modes including Steam Bake and Steam Roast
- Blue LED Illuminated Knobs
- Broil Element
- Smart Control Key (Oven)
- 6 Rack Positions (Oven)
- Drop-Down Door Design
- LCD Display

Convenience

- Hidden Heating Element (Oven)
- Sabbath Mode (Oven)
- Delay Start (Oven)
- Proofing (Oven)
- Warming Mode (Oven)
- Kitchen Timer
- Child Safety Lock
- Convection Conversion

JUL 18 2023

Sutton
27E

NQ70M7770DS

30" Microwave Combination Wall Oven

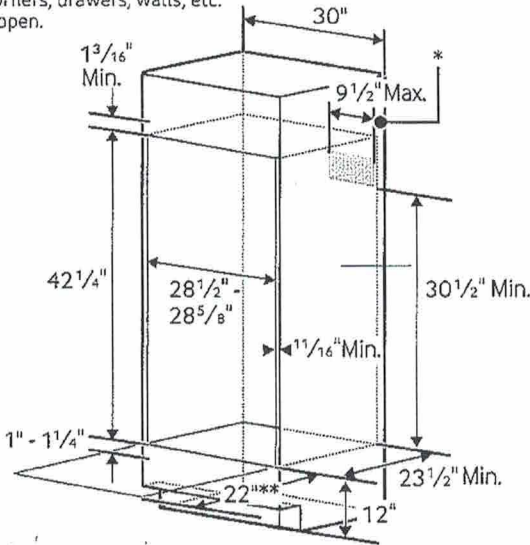
SAMSUNG

Cabinet Dimensions

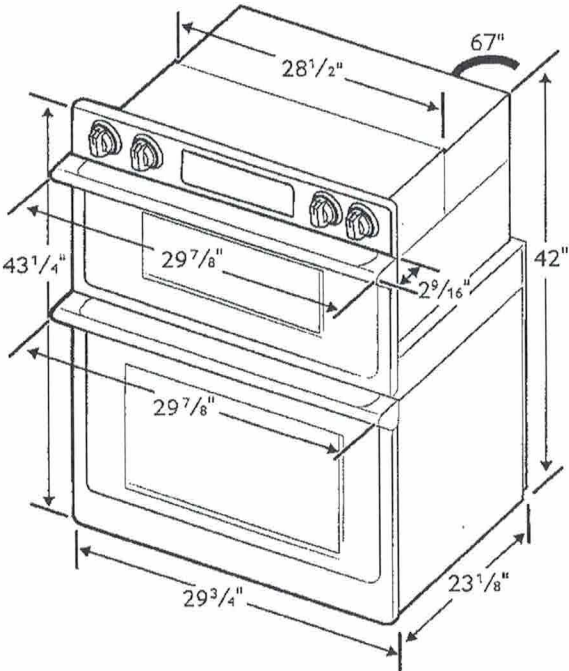
Combination Oven Installed in Cabinet

* Junction Box

** Allow a minimum of 22" for clearance to adjacent corners, drawers, walls, etc. when door is open.



Product Dimensions



Total Capacity: 1.9/5.1 cu. ft.

- Microwave: 1.9 cu. ft.
- Wall Oven: 5.1 cu. ft. total, 2.8/2.2 cu. ft.
- Hidden Bake Element
- Bake: 175°F–550°F
- Convection Bake: 175°F–550°F
- Convection Roast: 175°F–550°F
- Broil: Low-High
- Steam Bake: 230°F–550°F
- Steam Roast: 230°F–550°F
- Proofing
- Sabbath Mode

Warranty

One (1) Year All Parts and Labor

Product Dimensions & Weight (WxHxD)

Outside (Max) Combination Oven Dimensions:
29 7/8" x 43 1/4" x 25 11/16"

Combination Oven Cut-Out Dimensions:
28 1/2" x 42 1/4" x 23 1/2"

Weight: 119 lbs.

Shipping Dimensions & Weight (WxHxD)

Dimensions:
33 5/8" x 48 3/16" x 29 51/64"

Weight: 132.5 lbs.

Color

Stainless Steel
Black Stainless Steel

Model

NQ70M7770DS
NQ70M7770DG

UPC Code

887276195186
887276195162

RATING	
240V	9.5 kW
208V	7.2 kW
BREAKER SIZE	
240V	40 Amps
208V	40 Amps

Actual color may vary. Design, specifications, and color availability are subject to change without notice. Non-metric weights and measurements are approximate.

©2017 Samsung Electronics America, Inc. 85 Challenger Road, Ridgefield Park, NJ 07660. Tel: 800-SAMSUNG. samsung.com. Samsung is a registered trademark of Samsung Electronics Co. Ltd.


JUL 18 2023

Sutton
27E

RF29BB8600QLAA

SAMSUNG

BESPOKE 4-Door French Door Refrigerator with Beverage Center
28.8 cu. ft.



Signature Features

Customizable Door Panels

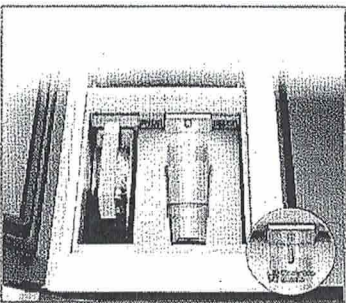
Customize the colour of your refrigerator. Choose from eleven colours and two finishes to create a space that fits your style.¹
This model ships with Stainless Steel panels.

Beverage Center

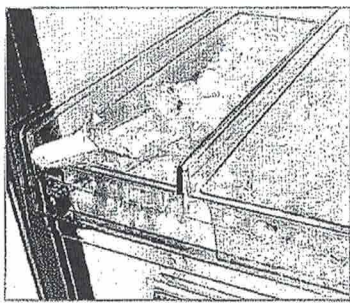
Consists of a BPA Free² Autofill Water Pitcher that fills up automatically and a regular Water Dispenser for easy access to a glass of fresh or flavoured water.

Dual Auto Ice Maker

Be prepared for any occasion with two different types of ice. The Dual auto ice maker makes both cubed ice and ice bites.

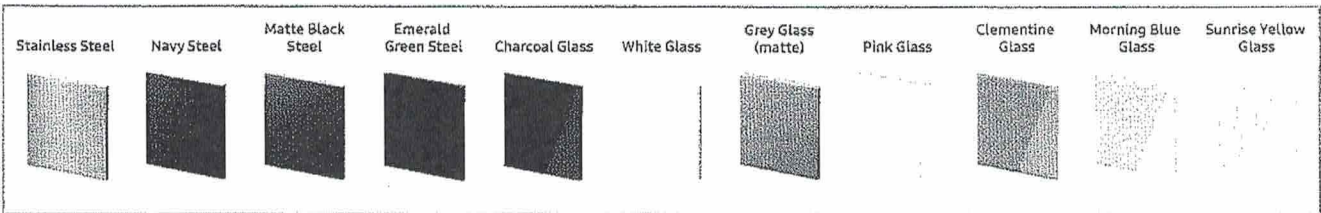


Beverage Center™ with AutoFill™ Water Pitcher



Dual Ice Maker with Cubed Ice and IceBites™

BESPOKE Panel Colour Selection



Features

- 36" Wide
- Large Storage Capacity – 28.8 cu. ft.
- BESPOKE - customizable door panels
- Twin Cooling Plus
- Tempered Glass Spill-Proof Shelves
- Fingerprint Resistant Finish
- Sabbath Mode
- ADA Compliant

Convenience

- Beverage Center
- FlexZone
- Dual Auto Ice Maker
- Door Alarm
- Wi-Fi Connectivity
- Power Cool
- Power Freeze

Rating



- ENERGY STAR® - Rated
- Energy Consumption (annual) = 685 kWh/yr

¹ Stainless Steel panels included. Other colour door panels sold separately.
² Does not contain the chemical Bisphenol A.

JUL 18 2023
Sutton
27E

RF29BB8600QLAA

SAMSUNG

BESPOKE 4-Door French Door Refrigerator with Beverage Center

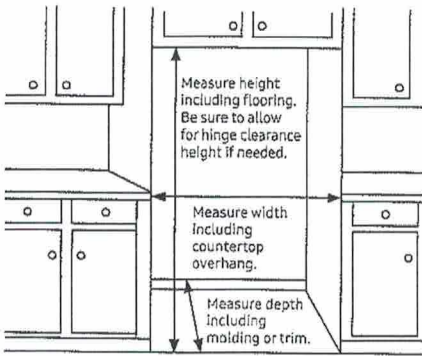
28.8 cu. ft.

Installation Specifications

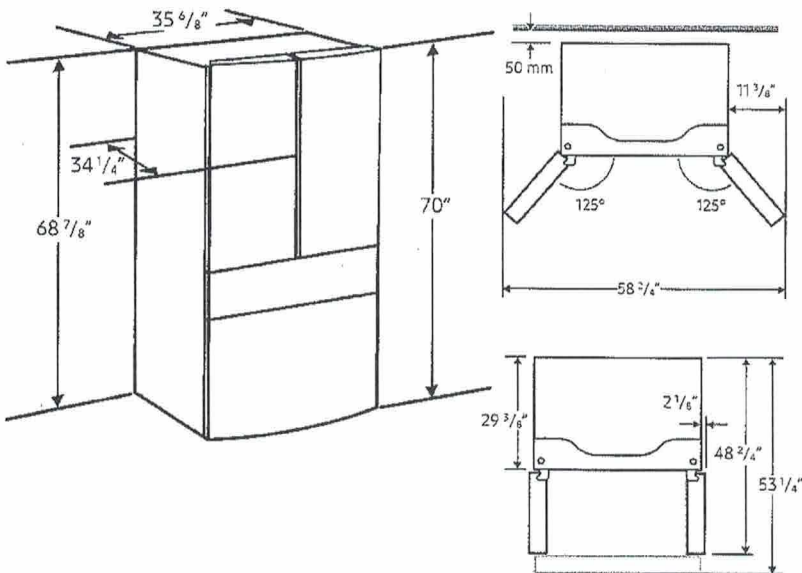
1. Measure the height, width and depth of the opening, making sure to include baseboards, molding tile, countertop overhang, etc. Check to be sure there is enough room to open the door (consider walls, islands or other obstacles when measuring).
2. Refer to illustration below to determine dimensions.
3. Allow 11 3/8" of clearance on hinge side of refrigerator when installing next to a wall where door may make contact.
4. Allow 2" minimum clearance at rear for proper air circulation and water/electrical connections. Allow a 3/8" minimum clearance at sides and top for ease of installation.
5. Ensure each door and entryway in the home is wide enough for the refrigerator to be moved through easily.

For optimal usage and to be able to open refrigerator doors completely, do not install next to a wall.

Please note: The following dimension and cutout information is for planning purposes only. For complete installation details, consult manual packed with product, or download manual online at samsung.com.



Dimensions



Total Capacity: 28.8 cu. ft.

Refrigerator: 16.7 cu. ft.

- 4 Tempered Glass Spill-Proof Shelves
- 2 Clear Drawers including Crisper+
- 8 Door Bins
 - Right: 1 Gallon Bin, 2 Regular Bins
 - Left: 3 Regular Bins
- Surface Lighting

FlexZone™ Drawer: 3.1 cu. ft.

- 5 Temperature Zones
 - Soft Freeze (-5 C)
 - Meat/Fish (-1 C)
 - Cold Drinks (1 C)
 - Deli/Snacks (2.8 C)
 - Wine/Party Dishes (5 C)
- 2 Drawer Dividers
- High Efficiency LED Lighting

Freezer: 9 cu. ft.

- Dual Ice Maker in Freezer (Cubed Ice AND Ice Bites™)
- Ice Bucket with Cover and 1 Scoop
- Produces up to 5.4 lbs ice/day, stores up to 9.9 lbs
- High Efficiency LED Lighting

Accessories

Water Filter: HAF-QIN

Volt/Amps	115V / 60Hz / 3.5A
Power Cord Length	2 meters

Warranty

- One (1) Year Parts and Labour on Refrigerator
- Ten (10) Years Parts on Digital Inverter Compressor

Product Dimensions & Weight (WxHxD)

- Dimensions (WxHxD with hinges, handles and doors): 35 5/8" x 70" x 34 1/4"
- Dimensions (WxHxD without hinges and door): 35 5/8" x 68 7/8" x 29 3/8"
- Dimensions (WxHxD with hinge and door, no handle): 35 5/8" x 70" x 34 1/4"
- Weight: 361.6 lbs (164 kg)

Shipping Dimensions & Weight (WxHxD)

- Dimensions: 38 1/4" x 76 3/4" x 36 1/4"
- Weight: 385.8 lbs (175 kg)

Style	Model #	UPC
Pre-Built Stainless Steel Panels	RF29BB8600QLAA	887276624334
Without Panels	RF29BB8600APAA	887276624327

Actual colour may vary. Design, specifications and colour availability are subject to change without notice. Non-metric weights and measurements are approximate. © 2022 Samsung Electronics Canada Inc. All rights reserved. Samsung is a registered trademark of Samsung Electronics Co., Ltd., used with permission.

JUL 18 2023

Sutton
27E