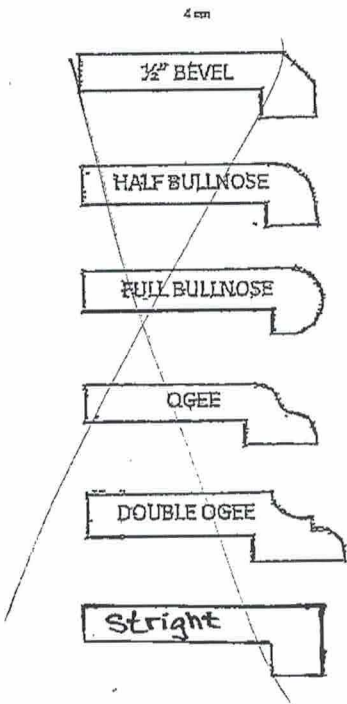


EDGE PROFILE VERIFICATION FORM

STANDARD EDGE PROFILES



UPGRADED EDGE PROFILES



SINK EDGE



Undermount



Straight Polish Edge

BACK & SIDE SPLASH TOP EDGE PROFILE



Straight

Sutton
Lot 20E

LOT# 20E
SUTTON

Double Bowl Undermount Kitchen Sink

Product Specifications



PRODUCT FEATURES

- Includes 2 X ML114R Strainers
- 18 Gauge
- Type 304 Stainless Steel
- Undermount
- Includes Mounting Clips
- Fully Undercoated
- Sound Absorption Pads
- Brushed Satin Finish

Overall Size: 32 3/8" x 18 1/8"

Bowl Depth: 8"


Minimum Cabinet Size: 36"

Drain Opening: 3 1/2"

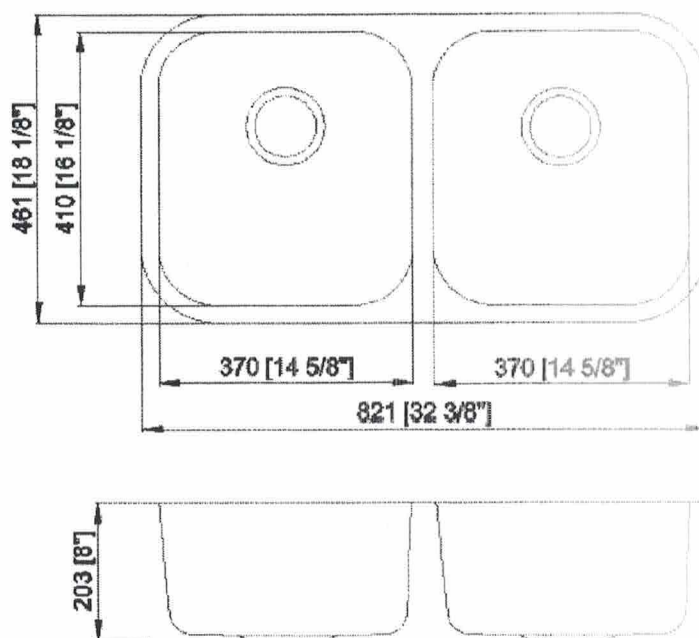
Use Sink Top Packing as Cut Out Template

Optional Accessories

- Bottom Basin Rack: MLUD775BGR (2-Pack)
- Basket Strainer: MLL7, ML18
- Soap Dispenser: CSD, LCSD, LGLSD



MLUD775R



MLUD775R

32" X 18" Undermount Stainless Steel Kitchen Sink
Double Bowl - 9" Deep



8 43637 01152 6



Made in Malaysia

For cutout measurement: See cutout template in sink box.

All dimensions listed are nominal. MAINLINE® reserves the right to make product and material changes at any time without notice.



Contact your sales representative for more information or visit our website at mainlinecollection.ca

Revised 03-2021



contrac

CALVI 19 1/4" OVAL UNDERMOUNT SINK

□ 4220CFY Undermount Sink

Product Specs:

- Vitreous china
- Front overflow hole
- Template and mounting hardware supplied

Overall Dimensions (W x D x H):

(OD): 490mm(19 1/4") x 410mm(16 1/8") x 195mm(7 7/8")


(ID): 430mm(17") x 350mm(13 3/4") x 145mm(5 3/4")

Compliance Certifications:

- Meets or exceeds the following:
- IAPMO cUPC
- ASME A112.19.2 / CSA B45.1-2008

Shipping:

Cube 1.53
GW 19 lbs



Colours To Be Specified:

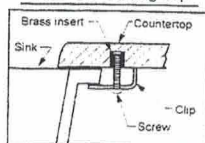
Colour: ☐ Soft White

Notes:

Dimensions of fixtures are nominal and may vary within the range of tolerances established by ANSI standard A112.19.2. These measurements are subject to change or cancellation. No responsibility is assumed for use of superseded or voided pages.

LOT#20E
SUTTON

Detail of Mounting Clip



Note:
▲ Dimensions shown for location of supplies and "P" trap are suggested.

