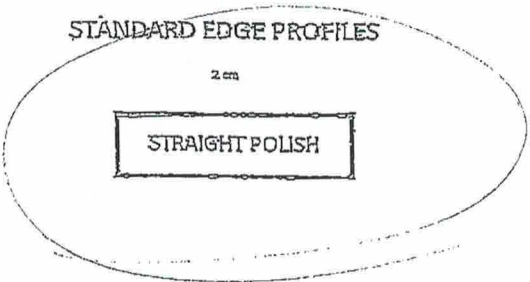
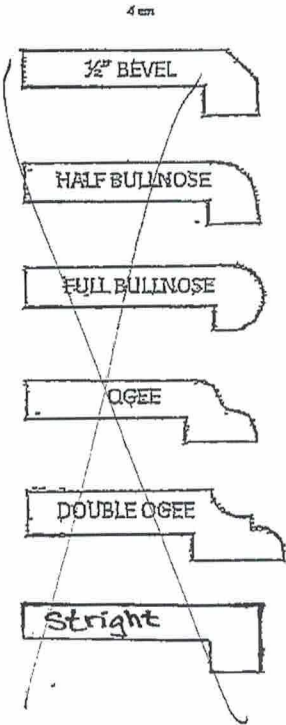


EDGE PROFILE VERIFICATION FORM



Kitchen &
Bathrooms

UPGRADED EDGE PROFILES



SINK EDGE



Undermount



Straight Polish Edge

BACK & SIDE SPLASH TOP EDGE PROFILE



Straight

E.M.

K.M.

Sutton
22D

BLANCO

Sink Specifications

QUATRUS R15 U 2

Colour	SKU
brushed finish	401519

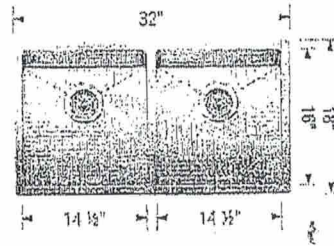
Design and planning tips

- Min cabinet size: 915 mm
- Bowl Depth: 9 in (230.0 mm)

Specifications:

Sink template, Mounting clips, Installation instructions, 3 1/2" (90 mm) stainless steel strainers

Depending on cabinet construction, a different cabinet size may be required. Consult the cabinet manufacturer.



Optional Accessories

Cutting Board	406345
Workstation	406344
CapFlow	517666
Sink Grid	406454

Warranty

Limited lifetime warranty on all sinks and faucets. One-year warranty on all accessories and soap dispensers.

Code/Standards Compliance

BLANCO sinks and faucets are third-party tested and certified to CSA, cUPC, ANSI/ASME, IAPMO and NSF standards and listed by applicable certification bodies. For more information on individual product listings, contact our office or listing organization.



Need support? Learn more by watching our sink & faucet How-to videos:
<https://www.blanco.com/ca-en/support/how-to-videos/>



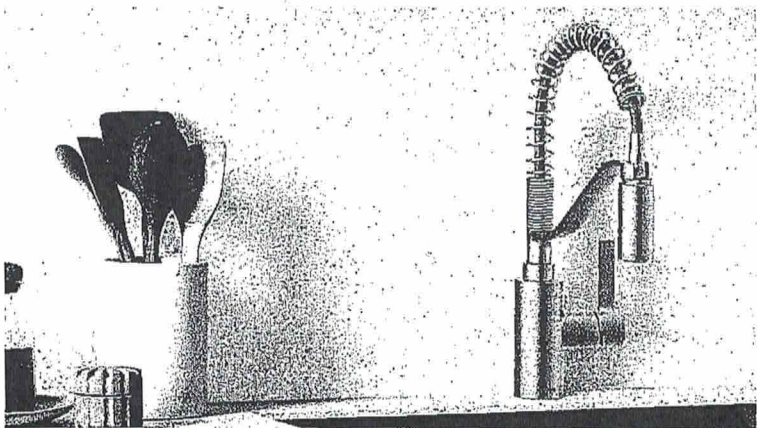

BLANCO Canada Inc
 100 Corporation Drive
 Brampton ON L6S 6B5

Tel & Fax
 Tel: 905-494-2400 Toll free: 1-877-425-2626
 Fax: 905-494-2425 Toll free: 1-877-825-2626

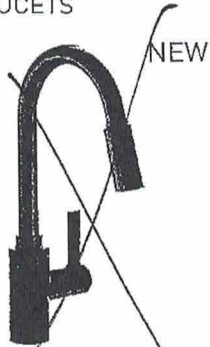
While BLANCO strives to provide accurate information, all images and dimensions in this document are intended for reference only and are subject to change at any time without notice. This document is not intended for use as an installation guide. For technical installation details, refer to installation instructions provided with the product. BLANCO assumes no responsibility for the use of superseded or voided specifications.

Sutton
 22D

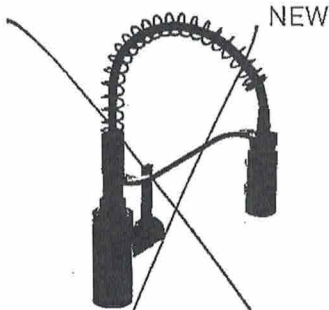
Genta™ LX



FAUCETS



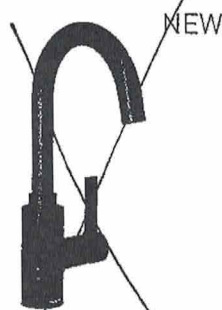
Hands-Free Single Handle Pulldown Kitchen Faucet
7882EW
Chrome ~~\$320.02~~
Other ~~\$240.02~~
Single hole installation only



One-Handle Pre-Rinse Spring Pulldown
5926
Chrome ~~\$320.02~~
Other ~~\$240.02~~
Single hole installation only




Single Handle Pulldown Kitchen Faucet
7882
Chrome ~~\$320.02~~
Other ~~\$240.02~~
Single hole installation only





Single Handle Pulldown Bar/Prep Faucet
5882
Chrome ~~\$320.02~~
Other ~~\$240.02~~
Deckplate sold separately - 141002 Series

FINISH OPTIONS

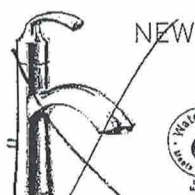


Chrome (C) Matte Black (BL)
Spot Resist® Stainless (SRS)
To order, combine the model number with one of these finish letters: Matte Black (BL) & Spot Resist® Stainless (SRS). To order Chrome (C) models, use model number only.
For Chrome MotionSense Wave, order 7882EWC

Sutton
22D



LAVATORY FAUCETS




Single Handle Lav Faucet with Lift Rod Drain

6170

Chrome ~~1,000.00~~

Other ~~1,000.00~~

Deckplate included



Two Handle Lav Faucet with Lift Rod Drain

6172

Chrome ~~1,000.00~~

Other ~~1,000.00~~



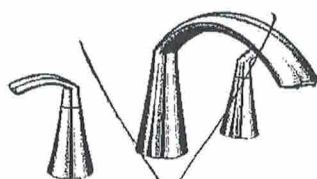
Two Handle Adjustable Widespread (8" - 16") Lav Faucet with Lift Rod Drain

T6173 / 69000

Chrome ~~1,000.00~~

Other ~~1,000.00~~

ROMAN TUB FAUCETS



Two Handle Roman Tub Faucet

T373 / 4796

Chrome ~~1,000.00~~

Other ~~1,000.00~~




Tub Drain Half Kit*

T90331 / 140680

Chrome ~~1,000.00~~

Other ~~1,000.00~~

TUB FILLER



One-Handle Wallmount Tub Filler

WT371 / WMV130XS

Chrome ~~1,000.00~~

Other ~~1,000.00~~

GLYDE FINISH OPTIONS



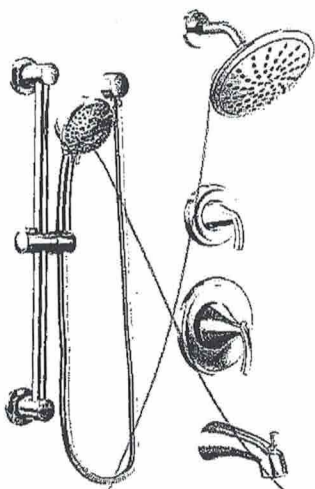
Chrome, LifeShine® Brushed Nickel (BN), Matte Black (BL)

To order, combine the model number with one of these finish letter(s): LifeShine® Brushed Nickel (BN) & Matte Black (BL). To order Chrome (C) model, use model number only.

* Order WR for BL equivalent

Master Ensuite
Main Bathroom

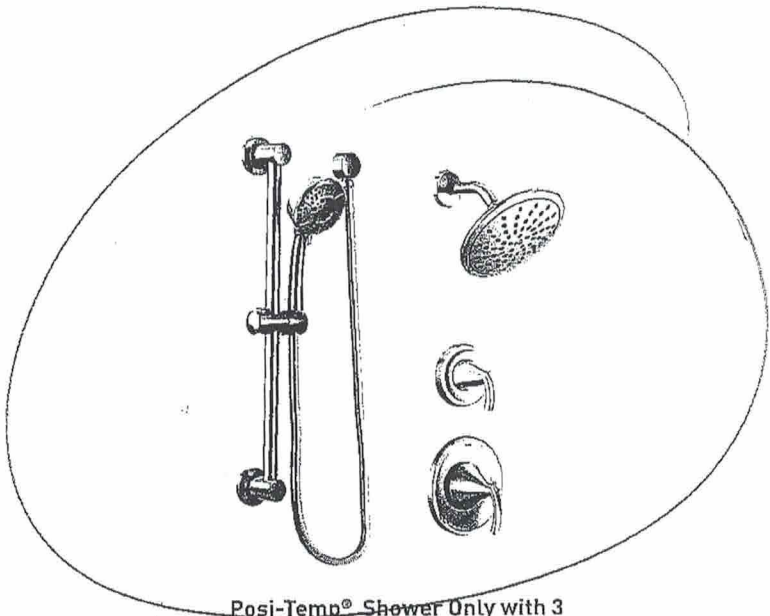
Sutton
22D



Posi-Temp® Tub/Shower Faucet with 3 Function Transfer Valve/Trim and Slide Bar with Hand Shower *

T2843EP / U361CI / UT2721 / 62320 / 3669EP / A725

Chrome ~~_____~~
Other ~~_____~~

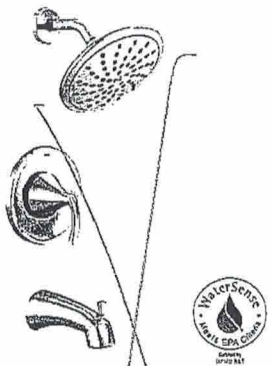


Posi-Temp® Shower Only with 3 Function Transfer Valve/Trim and Slide Bar with Hand Shower *

T2842EP / U361CI / UT2721 / 62320 / 3669EP / A725

Chrome ~~_____~~
Other ~~_____~~

Master
Ensuite



Eco-Performance Posi-Temp® Tub/Shower Faucet*

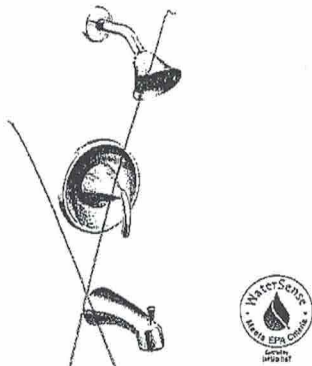
T2843EP / 62320

Chrome \$515.15
Other \$797.77

Eco-Performance Posi-Temp® Shower Only*

T2842EP / 62320

Chrome ~~_____~~
Other ~~_____~~



Eco-Performance Posi-Temp® Tub/Shower Faucet*

T2743EP / 62320

Chrome ~~_____~~
Other ~~_____~~

Eco-Performance Posi-Temp® Shower Only*

T2742EP / 62320

Chrome ~~_____~~
Other ~~_____~~

GLYDE
FINISH OPTIONS



Chrome, LifeShine® Brushed Nickel (BN), Matte Black (BL)

To order, combine the model number with one of these finish letterfals: LifeShine® Brushed Nickel (BN) & Matte Black (BL). To order Chrome (C) model, use model number only.
* Refer to the Shower Design Guide for Installation Instructions

Sutton
22D



contrac

CALVIN 19 1/4" OVAL UNDERMOUNT SINK

□ 4220CFY

Undermount Sink

Product Specs:

- Vitreous china
- Front overflow hole
- Template and mounting hardware supplied

Overall Dimensions (W x D x H):

(OD): 490mm(19 1/4") x 410mm(16 1/8") x 195mm(7 7/8")

(ID): 430mm(17") x 350mm(13 3/4") x 145mm(5 3/4")

Compliance Certifications:


- Meets or exceeds the following:
- IAPMO cUPC
- ASME A112.19.2 / CSA B45.1-2008

Shipping:

Cube 1.53
GW 19 lbs

LOT#22D

Master Ensuite
Main Bathroom



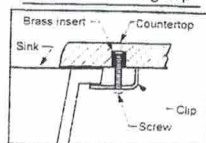
Colours To Be Specified:

Colour: ☐ Soft White

Notes:

Dimensions of fixtures are nominal and may vary within the range of tolerances established by ANSI standard A112.19.2. These measurements are subject to change or cancellation. No responsibility is assumed for use of superseded or voided pages.

Detail of Mounting Clip



Note:
▲ Dimensions shown for location of supplies and "P" trap are suggested.

