

Front  
Door



Install Horizontally

Brick Pattern  
Foyer, main hallway, Kitchen/breakfast

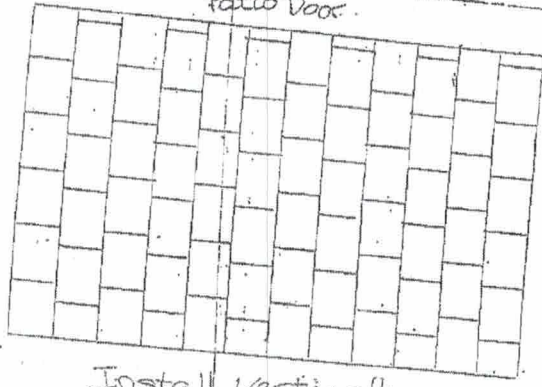
MAY 31 2017

Lot 11B Cedar Ridge LC

(W) (PS)

Boukhana/Stefanowski

Kitchen  
Patio Door

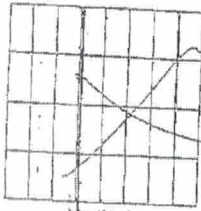


Install Vertically  
Brick Pattern

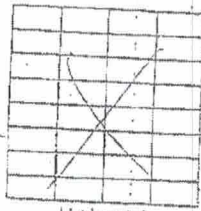
APR 11 2022

Cedar Ridge  
LOPUB  
P D GY

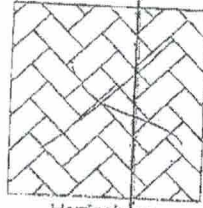
# SUBWAY TILE PATTERNS



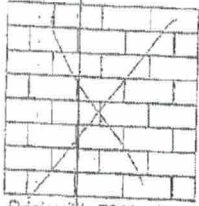
Vertical




Horizontal



Herringbone



Brick with 50% offset  
Wall only - any tile  
smaller than 12x24



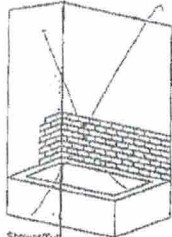
Brick with 33% offset  
*Master Ensuite  
Doorway*

Note: this is an example on how the tile is layout - size of tile will change the overall look.

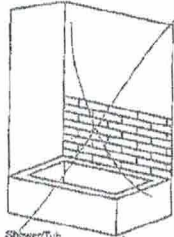
APR 11 2022

*Asda Ridge  
FEB 11 2022*

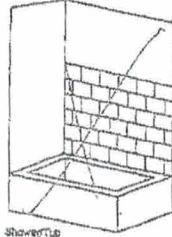
50 % offset - BRICK PATTERN HORIZONTAL



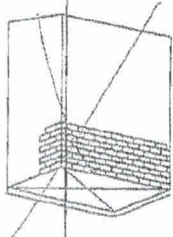
Shower Tub  
80% offset brick pattern Horizontal



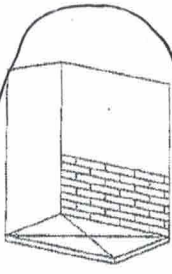
Shower Tub  
80% offset brick pattern Horizontal



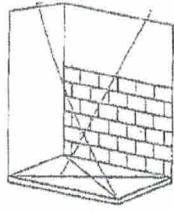
Shower Tub  
80% offset brick pattern Horizontal



Shower  
80% offset brick pattern Horizontal



Shower  
80% offset brick pattern Horizontal



Shower  
80% offset brick pattern Horizontal

APR 11 2022

Cedar Ridge  
lot 11B

PS JY

Master Ensuite