


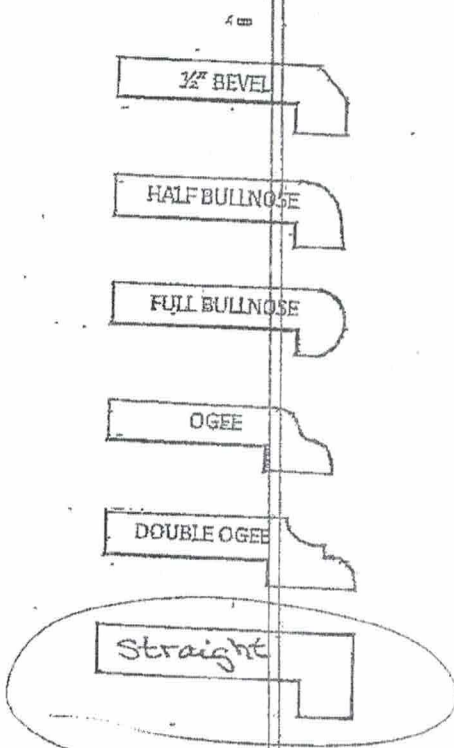
EDGE PROFILE VERIFICATION FORM

STANDARD EDGE PROFILES



All Bathrooms

UPGRADED EDGE PROFILES



Kitchen

APR 11 2022

Cedar Ridge
Lot 11B

RS [Signature]

BLANCO

Sink Specifications

Colour	SKU
--------	-----

Anthracite	400583
Gate	400585
Truffle	401142
Cinder	401396
Metallic Gray	401682
White	401706
Concrete Gray	402263

Design and planning tips

- Min cabinet size: 915 mm
- Bowl Depth: 9 1/2 in (240.0 mm)

Specifications:


Mounting clips, Sink template, Installation instructions, 3 1/2" (90 mm) stainless steel strainer(s), Limited Lifetime Warranty

Depending on cabinet construction, a different cabinet size may be required. Consult the cabinet manufacturer.

Optional Accessories

Sink Grid	406482
BLANCO CLEAN	406200
Mechanical Pop-up Strainer	406244
CapFlow	517666
Floating Grid	406536
Sink Grid	406483

PRECIS U 1 3/4 SILGRANIT



Warranty

Limited lifetime warranty on all sinks and faucets. One-year warranty on all accessories and soap dispensers.

Code/Standards Compliance

BLANCO sinks and faucets are third-party tested and certified to CSA, cUPC, ANSI/ASME, IAPMO and NSF standards and listed by applicable certification bodies. For more information on individual product listings, contact our office or listing organization.



Need support? Learn more by watching our sink & faucet How-to videos:

<https://www.blanco.com/ca-en/support/how-to-videos/>



BLANCO Canada Inc
100 Corporation Drive
Brampton ON L6S 6B5

Tel & Fax

Tel: 905-494-2400 Toll free: 1-877-425-2626
Fax: 905-494-2425 Toll free: 1-877-825-2626

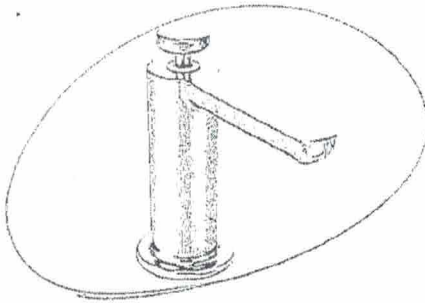
While BLANCO strives to provide accurate information, all images and dimensions in this document are intended for reference only and are subject to change at any time without notice. This document is not intended for use as an installation guide. For technical installation details, refer to installation instructions provided with the product. BLANCO assumes no responsibility for the use of superseded or voided specifications.

Cedar Ridge
Lot 11B

Soap or Lotion Dispensers

Traditional | Transitional | Modern

However you define your faucet's style,
you can assure a coordinated look with Moen soap dispensers.



Modern Soap or Lotion Dispenser

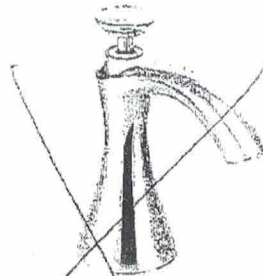
Model S3947

Available in BG & BL

Not available in ORB ~~or BL~~

Chrome

Other



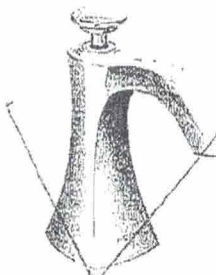
Transitional Soap or Lotion Dispenser

Model S3946

Available in BG

Chrome

Other



Transitional Soap or Lotion Dispenser

Model S3948

Available in BL

Not available in BG

Chrome

Other



Traditional Soap or Lotion Dispenser

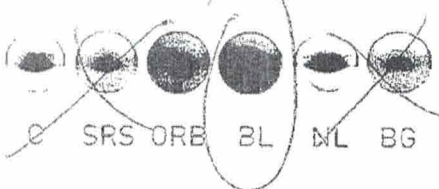
Model S3945

Available in BG, BL & NL*

Chrome

Other

FINISH OPTIONS



To order, combine the model number with one of these finish letter(s):
Spot Resist™ Stainless (SRS), Polished Nickel (NL), Oil Rubbed Bronze (ORB),
Brushed Gold (BG) & Matte Black (BL)

To order Chrome (C) model, use model number only

* NL Finish Ships in Q2

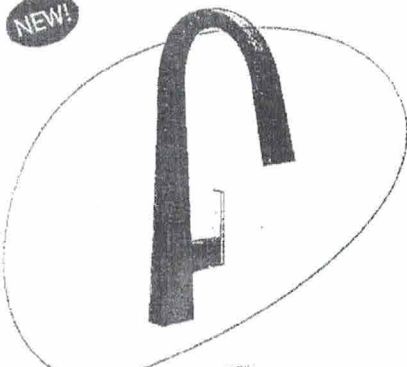
Cedar Ridge
Lot 11B

NEW! **Nio®**

Traditional | Transitional | Modern

Nio's tall stature is perfectly balanced with a soft modern style, personalized with an accent finish to make a statement at the sink.

NEW!




**Single Handle Pulldown
Kitchen Faucet ‡**

Model S75005*
Available in C, SRS, BL

Chrome
Other

NEW!



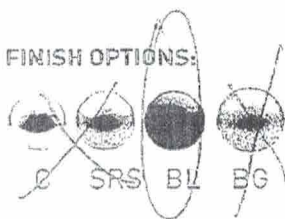
**Single Handle Pulldown
Bar/Prep Faucet ‡**

Model S55005*
Available in C, SRS, BL

Chrome
Other

*S75005 secondary handle option Chrome/Matte Black
S75005BL secondary handle option Matte Black/Brushed Gold
S75005SRS secondary handle option Spot Resist Stainless/Matte Black*

FINISH OPTIONS:



To order, combine the model number with one of these finish letter(s):
Spot Resist™ Stainless (SRS), Matte Black (BL) & Brushed Gold (BG)

To order Chrome (C) models, use model number only.

‡ Single hole installation only

*Nio ships Q2

*Cedar Ridge
Lot 11B*

Kitchen



contrac

21½" RECTANGULAR UNDERMOUNT SINK

COLLETTE

□ 4220CIY

Undermount Sink

Product Specs:

- Vitreous china
- Front overflow hole
- Template and mounting hardware supplied

Overall Dimensions (W x D x H):

(OD): 545mm(21½") x 355mm(14") x 190mm(7½")

(ID): 485mm(19") x 295mm(11½") x 140mm(5½")


Compliance Certifications:

Meets or exceeds the following:

- IAPMO cUPC
- ASME A112.19.2 / CSA B45.1-2008

Shipping:

Cube 1.64
GW 25 lbs

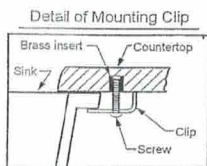


Colours To Be Specified:

Colour: ☐ Soft White

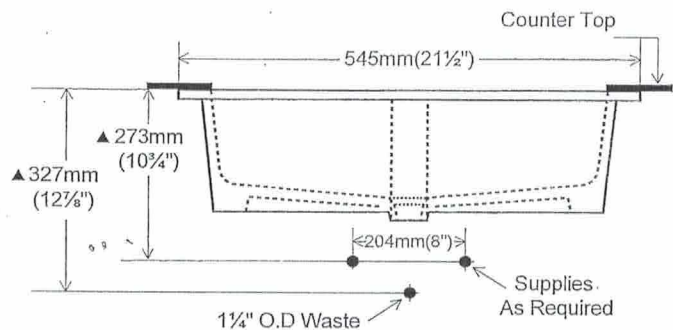
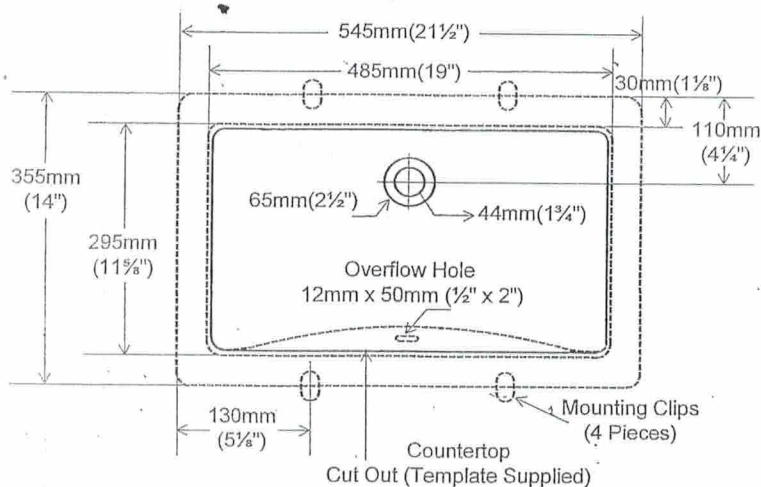
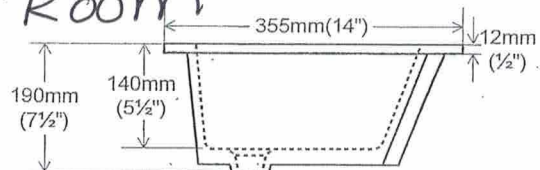
Notes:

Dimensions of fixtures are nominal and may vary within the range of tolerances established by ANSI standard A112.19.2. These measurements are subject to change or cancellation. No responsibility is assumed for use of superseded or voided pages.





Note:
▲ Dimensions shown for location of supplies and "P" trap are suggested.

Master Ensuite
Main bathroom
Powder Room



Doux™



LAVATORY FAUCETS



Single Handle Lav Faucet
with Lift Rod Drain

S6910

Chrome

Other \$

Single hole installation only



Two Handle Adjustable
Widespread (8" - 16") Lav
Faucet with Lift Rod Drain

TS6925 / 69000

Chrome

Other

Master Ensuite (x2)
Main Bath
Powder Room

Sutton
Lot 11B



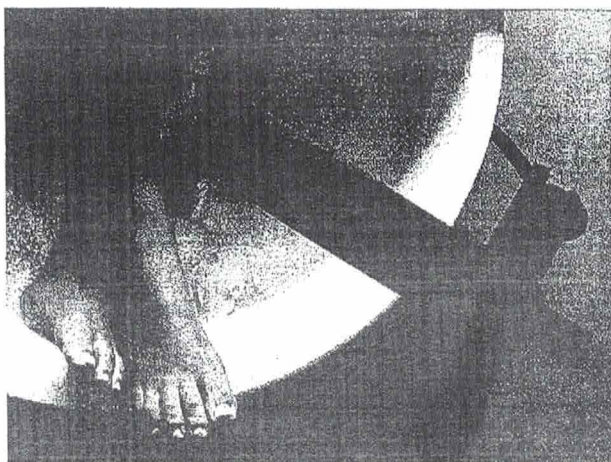
DOUX FINISH OPTIONS




Chrome, Brushed Nickel (BN),
Matte Black (BL)

To order, combine the model
number with one of these
finish letter(s): LifeShine®
Brushed Nickel (BN), Matte
Black (BL) To order Chrome
(C) model, use model
number only.

Doux™



ROMAN TUB FAUCETS




Two Handle Roman Tub Faucet

TS983 / 4796

Chrome

Other \$



Two Handle Roman Tub Faucet
with Hand Shower

TS984 / 9796

Chrome

Other \$



Tub Drain Half Kit*

T9C331 / 140680

Chrome

Other \$



Tub Drain Half Kit*

T90331 / 140680

Chrome

Other

TUB FILLER



Single Handle Free Standing
Tub Filler Faucet

TS50100 / S93005

Chrome

Other

Mounting hardware required for floor mount
(TS50100)



Tub Drain Half Kit*

T90331 / 140680

Chrome

Other

\$299.50

Master Ensuite

Sutton
Lot 11B

DOUX FINISH OPTIONS




Chrome, Brushed Nickel (BN),
Matte Black (BL)

To order, combine the nu-
mer with one of these
finish letter(s): LifeShine
Brushed Nickel (BN), Ma-
Black (BL). To order Chro-
me (C) model, use model nu-
mer only.

* Order WR for BL, equiv-

Doux™

POSI-TEMP®




Posi-Temp® Tub/Shower Faucet with
3 Function Transfer Valve/Trim and
Slide Bar with Hand Shower*

3887EP / U361CI / UTS9204 /
TS2203EP / 62320 / A725

Chrome

Other




Posi-Temp® Shower Only with 3
Function Transfer Valve/Trim and
Slide Bar with Hand Shower*

TS2202EP / U361CI / UTS9204 /
62320 / 3887EP / A725

Chrome

Other




Eco-Performance Posi-Temp®
Tub/Shower Faucet*

TS2203EP / 62320

Chrome

Other



Eco-Performance Posi-Temp®
Shower Only*

TS2202EP /

Chrome

Other

Master Ensuite
Sutton
40411B

DOUX FINISH OPTIONS



Chrome, Brushed Nickel (BN),
Matte Black (BL)

To order, combine
number with one
finish letter(s); L:
Brushed Nickel, B:
Black (BL) To order
(C) model, use re-
number only.

* Refer to the Sh-
Design Guide for
Instructions