

EDGE PROFILE VERIFICATION FORM

STANDARD EDGE PROFILES

2cm

STRAIGHT POLISH

UPGRADED EDGE PROFILES

4cm

~~3/4" BEVEL~~

~~HALF BULLNOSE~~

~~FULL BULLNOSE~~

~~OGEE~~

~~DOUBLE OGEE~~

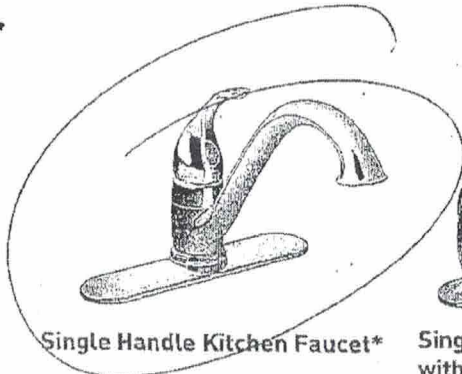
JUN 25 2015

Lot #27A
Sutton
Suppa/Nie

Camerist

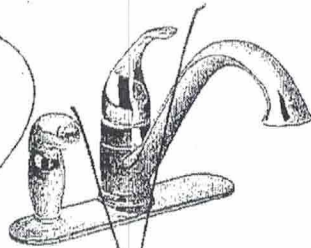
Traditional Transitional Modern



Single Handle Kitchen Faucet*

Model 7825†
(Use model number only for
Chrome finish)

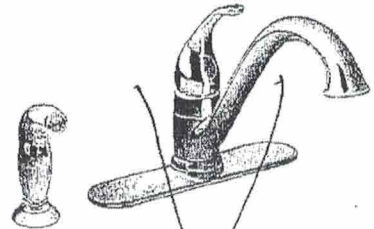
Chrome:	\$ 250.73
Other:	\$ 372.13



**Single Handle Kitchen Faucet
with Side Spray in Deck Plate**

Model 7835†
(Use model number only for
Chrome finish)
• Not available in ORB finish

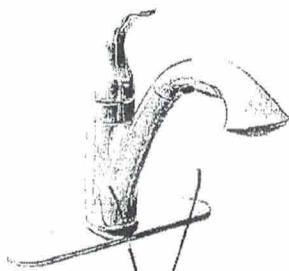
Chrome:	\$ 290.69
Other:	\$ 414.20



**Single Handle Kitchen Faucet
with Side Spray (Two or Four
Hole Installation)**

Model 7840†
(Use model number only for
Chrome finish)

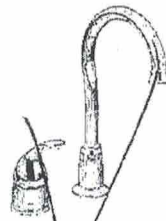
Chrome:	\$ 290.69
Other:	\$ 414.20



**Single Handle Pullout Kitchen
Faucet***

Model 7545†

Chrome:	\$ 472.78
Other:	\$ 597.35
White:	\$ 529.72

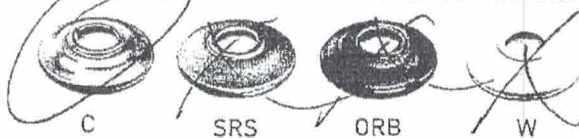


Single Handle Bar/Prep Faucet

Model 4905†
(Use model number only for Chrome finish)

Chrome:	\$ 264.36
Other:	\$ 367.25

† To order, combine the model number with one of these finish letters:



* Single or Three Hole Installation
± Single Hole Installation Only

(W finish only available
in SKU 7545)

MOEN
Buy it for looks. Buy it for life.®

Lot 27A
Sutton
PDS

BLANCO

Sink Specifications

Colour

SKU

refined brushed finish

401026

Design and planning tips

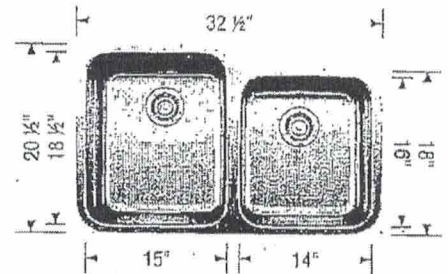
- Min cabinet size: 915 mm
- Bowl Depth: 9 in (230.0 mm)

Specifications:

Undermount Clips, Sink template, Installation instructions, 3 1/2" (90 mm) stainless steel strainers, Limited lifetime warranty

Depending on cabinet construction, a different cabinet size may be required. Consult the cabinet manufacturer.

STELLAR U 1 3/4



Sutton
Lot 27A



contrac

COLLETTE 21½" RECTANGULAR UNDERMOUNT SINK

□ 4220CIY

Undermount Sink

Product Specs:

- Vitreous china
- Front overflow hole
- Template and mounting hardware supplied

Overall Dimensions (W x D x H):

(OD): 545mm(21½") x 355mm(14") x 190mm(7½")

(ID): 485mm(19") x 295mm(11½") x 140mm(5½")


Compliance Certifications:

Meets or exceeds the following:

- IAPMO cUPC
- ASME A112.19.2 / CSA B45.1-2008

Shipping:

Cube 1.64
GW 25 lbs



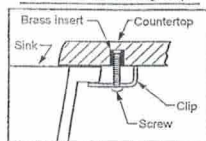
Colours To Be Specified:

Colour: ☐ Soft White

Notes:

Dimensions of fixtures are nominal and may vary within the range of tolerances established by ANSI standard A112.19.2. These measurements are subject to change or cancellation. No responsibility is assumed for use of superseded or voided pages.

Detail of Mounting Clip



Note:
▲ Dimensions shown for location of supplies and "P" trap are suggested.

