



CONSTRUCTION SUMMARY

PURCHASERS: RYAN M. NIE and LISA SUPPA

Lot: 27A  
Model: Cedar Ridge 1 Elev B  
Project/Phase: Cedar Ridge / 1

Offer	GRANITE KITCHEN COUNTER TOP (AS PER PLAN-FROM BUILDERS STANDARD SAMPLES)
Workshee	Note: <b>See Countertop</b>
Offer	5 APPLIANCE PACKAGE - INCLUDES STAINLESS STEEL: FRIDGE, STOVE, BUILT IN DISHWASHER AND WHITE: CLOTHES WASHER/DRYER (FROM BUILDERS STANDARD SAMPLES)
Workshee	Note: <b>See Appliance</b>
Offer	<del>2 1/4 INCH x 3/4 INCH NATURAL FINISH OAK HARDWOOD FLOORING IN FAMILY ROOM - AS PER PLAN (FROM BUILDERS STANDARD SAMPLES)</del>
Workshee	<del>Note:</del> <b>See Wood Flooring</b>
Offer	3 PC ROUGH-IN FOR FUTURE 3 PC BATH IN BASEMENT (AS PER PLAN)
Workshee	Note: <b>See Construction/Plumbing</b>



CONSTRUCTION SUMMARY

PURCHASERS: RYAN M. NIE and LISA SUPPA

Lot: 27A  
Model: Cedar Ridge 1 Elev B  
Project/Phase: Cedar Ridge / 1

APPLIANCES


Invoice	Qty.	Description
2728 38647 26Oct22 NoCat	1	Includes 5 appliance package; Stainless steel fridge, stove, built in dishwasher; white: washer & dryer from builders std.

CABINET

Invoice	Qty.	Description
754 11656 03Aug16 **	1	Granite - Standard - Main Bathroom  Standard edge and faucet Undermount sink
754 11660 03Aug16 **	1	Granite - Upgrade 2 - Ensuite  Standard edge and faucet Undermount sink

CABINETRY

Invoice	Qty.	Description
398 5628 19Aug15	1	Cabinetry - Opt Pantry - Upgrade 1
398 5629 19Aug15	1	Cabinetry Extended Uppers - Pantry - Upgrade 1
398 5630 19Aug15	1	Cabinetry Extended Uppers - Kitchen - Upgrade 1
398 5640 19Aug15	1	Cabinetry - Kitchen - Upgrade 1  Upgrade 1
507 7209 17Dec15 NoCat	1	Kitchen - Credit std. countertop - granite by other
507 7213 17Dec15 NoCat	1	Relocate the sink & dishwasher to the opposite side of the kitchen. Adjust cabinets accordingly. - See Diagram
739 11521 20Jun16	1	Cabinetry - Ensuite - Upgrade 1  Upgrade 1
739 11523 20Jun16	1	Cabinetry - Main Bath - Upgrade 1  Upgrade 1
781 11814 02Sep16 NoCat	1	Kitchen - sides of penninsula to accommodate granite waterfall
781 11815 02Sep16 NoCat	1	Master Ensuite & Main Bath - credit countertop - granite by other
781 11818 02Sep16 NoCat	1	Master Ensuite - vanity to accommodate extra sink - see sketch
2708 38641 20Oct22 **	1	Crown Mouldings with riser panel - TCC
2728 38651 26Oct22 NoCat	1	Master Ensuite - Vanity to accommodate extra sink -see sketch



DEL  
PARK

HOMES

Your Future™

CONSTRUCTION SUMMARY

Lot: 27A

Model: Cedar Ridge 1 Elev B

Project/Phase: Cedar Ridge / 1


PURCHASERS: RYAN M. NIE and LISA SUPPA

CABINETRY EXTRAS

Invoice	Qty.	Description
398 5627 19Aug15	1	Cabinetry - Kitchen - Upper Cabinetry - Deep Taller Cabinet - Upgrade 1  42"
398 5632 19Aug15	1	Cabinetry - Kitchen - Base Cabinetry - Pot And Pan Three Drawer - Upgrade 1
398 5633 19Aug15	1	Cabinetry - Kitchen - Base Cabinetry - Folding Door - Upgrade 1
754 11669 03Aug16	3	Kitchen - Hardware - Soft Closer - per drawer - Standard  Pot and Pans in the kitchen
754 11670 03Aug16	1	Cabinetry - Kitchen - Hardware - Soft Close Doors and Bank of Drawers - Standard
2708 38641 20Oct22	1	Crown Mouldings with riser panel - TCC

CARPET

Invoice	Qty.	Description
507 7217 17Dec15 NoCat	1	Family Room - credit std. carpet & pad
739 11506 20Jun16 **	1	Oak Stairs (natural finish) per floor



DEL  
PARK

HOMES

Your Future™

CONSTRUCTION SUMMARY

Lot: 27A

Model: Cedar Ridge 1 Elev B

Project/Phase: Cedar Ridge / 1

PURCHASERS: RYAN M. NIE and LISA SUPPA

CONSTRUCTION

Invoice	Qty.	Description
507 7214 17Dec15 NoCat	1	Kitchen - Relocate the sink and dishwasher to the opposite side of the kitchen - Adjust cabinets accordingly. See diagram
781 11809 02Sep16 NoCat	1	Basement - Rough-in 3 piece as per plan
781 11811 02Sep16 NoCat	1	Kitchen - Bulkhead to accommodate taller upper, taller pantry, deep fridge upper with gable & cabinetry crown moulding
781 11816 02Sep16 NoCat	1	Master Ensuite Shower - delete walls to front & side to top of tub to accommodate frameless glass shower enclosure
2708 38641 20Oct22 **	1	Crown Mouldings with riser panel - TCC

COUNTER TOP


Invoice	Qty.	Description
739 11489 20Jun16	1	Granite - Upgrade 3 - Kitchen Including Breakfast Bar  Standard Edge, Upgrade Undermount sink and Faucet
754 11633 03Aug16 NoCat	1	Kitchen - Waterfall for the peninsula
2728 38648 26Oct22 NoCat	1	Granite- Standard Main Bathroom  Standard edge and faucet - undermount sink
2728 38649 26Oct22 NoCat	1	Granite- Upgrade 2 - Ensuite  Standard edge and faucet - undermount sink

ELECTRICAL

Invoice	Qty.	Description
398 5625 19Aug15	1	Capped ceiling light on separate switch  Above the peninsula. See sketch
507 7212 17Dec15 NoCat	1	Kitchen - Relocate sink & dishwasher to opposite side of the kitchen - See diagram
839 13885 17Mar17	3	Wall sconce rough-in - for additional capped outlet on same switch  Delete the standard light above the stairs, use switch for the wall sconces. 1. approx 6 feet from the landing. 2. approx 6 feet from the 2nd floor. See sketch
839 13886 17Mar17	1	Receptacle on existing circuit  Master bedroom approx 5 feet from the finish floor, beside the cable rough-in. See sketch
839 13887 17Mar17	1	Receptacle on existing circuit  Bedroom 2, approx 5 feet from the finish floor, beside the cable rough-in. See sketch
839 13888 17Mar17	1	Receptacle on existing circuit  Bedroom 3, approx 5 feet from the finish floor, beside the cable rough-in. See sketch
839 13889 17Mar17	1	Cable - additional rough-in  Bedroom 2. See sketch
839 13890 17Mar17	1	Cable - additional rough-in  Bedroom 4. See sketch
2728 38650 26Oct22 NoCat	1	Master Ensuite - Double sink add GFCI plug

GLASS AND MIRROR

Invoice	Qty.	Description
739 11515 20Jun16	1	Glass Enclosure - 10mm clear tempered glass - glass support with a U channel  Master Ensuite



CONSTRUCTION SUMMARY

Lot: 27A

Model: Cedar Ridge 1 Elev B

Project/Phase: Cedar Ridge / 1


PURCHASERS: RYAN M. NIE and LISA SUPPA

MISCELLANEOUS

Invoice	Qty.	Description
398 5619 19Aug15 NoCat	1	Referral Certificate
781 11810 02Sep16 NoCat	1	5 Appliance Package - stainless steel fridge, stove, dishwasher & white washer & dryer

PAINT AND STAIN

Invoice	Qty.	Description
507 7220 17Dec15 NoCat	1	Family Room - Paint 1/4 round
739 11506 20Jun16 **	1	Oak Stairs (natural finish) per floor
839 13891 17Mar17	1	Stain Stairs - price is per floor  Railing



CONSTRUCTION SUMMARY

Lot: 27A

Model: Cedar Ridge 1 Elev B

Project/Phase: Cedar Ridge / 1

PURCHASERS: RYAN M. NIE and LISA SUPPA

PLUMBING

Invoice	Qty.	Description
398 5623 19Aug15	1	Plumbing - Rough-in water line to fridge
398 6344 19Aug15 NoCat	1	Relocate the sink and dishwasher to the oposite side of the kitchen. Adjust the cabinets accordingly.
507 7211 17Dec15 NoCat	1	Rough-in 3 piece in basement - as per plan
507 7216 17Dec15 NoCat	1	Kitchen - Relocate the sink and dishwasher to the opposite side of the kitchen. See Diagram
739 11516 20Jun16	1	Extra sink in existing vanity with standard faucet (requires min 5 foot vanity)  Master Ensuite
739 11532 20Jun16 NoCat	1	Kitchen - Moen Camerist Single Hnadle Kitchen Faucet Model 7825 chrome  Single Hole Installation
754 11658 03Aug16	2	Bathroom - Sink - Undermount - White - Contrac Basin Cachet/Collette #4220CIY (21 1/2" x 14" Rectangular)  Master Ensuite
754 11659 03Aug16	1	Bathroom - Sink - Undermount - White - Contrac Basin Cachet/Collette #4220CIY (21 1/2" x 14" Rectangular)  Main Bathroom
2708 38642 20Oct22	1	BLANCO Stellar U 1-3/4 #401026 (32 1/2" 20 1/2"large bowl W 18" small bowl W x 9" deep bowl) Undermount - Stainless Steel

RAILING

Invoice	Qty.	Description
398 5621 19Aug15	1	Sample H - 1/2" Square metal pickets alternating between No. P-683/S-B(single collar) and No. P-STR-B(plain) with both having No. PS-9503 shoes for the base satin black 3"x1 3/4" Large oval handrail - OAK 3-1/2" Square/Beveled newel posts with a decorati


STAIRS

Invoice	Qty.	Description
739 11506 20Jun16	1	Oak Stairs (natural finish) per floor



TILE		
Invoice	Qty.	Description
398 5620 19Aug15	1	Delete all ceramic accessories throughout
739 11533 20Jun16	1	Tile - Floor Tiles - Upgrade 1A - Laundry Room
739 11534 20Jun16	1	Tile - Floor Tiles - Upgrade 1A - Main Bath Tile
739 11535 20Jun16	1	Tile - Floor Tiles - Upgrade 1A - Master Bath Deck
739 11536 20Jun16	1	Tile - Floor Tiles - Upgrade 1A - Master Bath Face
739 11537 20Jun16	1	Tile - Floor Tiles - Upgrade 1A - Master Bath Tile
739 11539 20Jun16 NoCat	1	Master Ensuite Shower - Marble Polished - Bianco Carrara Brick Pattern Mosaic 1" x 2" approx 5 feet from the finish shower floor
754 11661 03Aug16	1	Tile - Floor Tiles - Upgrade 2 - Entry  If possible: Grout lines as small as possible
754 11662 03Aug16	1	Tile - Floor Tiles - Upgrade 2 - Kitchen/Breakfast  If possible: Grout lines as small as possible
754 11663 03Aug16	1	Tile - Floor Tiles - Upgrade 2 - Powder Room  If possible: Grout lines as small as possible
781 11817 02Sep16 NoCat	1	Master Ensuite Shower - delete walls tiles to front & side to top of tub to accommodate frameless glass shower enclosure
2728 38652 26Oct22 NoCat	1	Landing outside the podwer room - 2nd upgrade floor tile  If Possible Grount lines as small as possible

TILES		
Invoice	Qty.	Description



CONSTRUCTION SUMMARY

Lot: 27A

Model: Cedar Ridge 1 Elev B

Project/Phase: Cedar Ridge / 1

PURCHASERS: RYAN M. NIE and LISA SUPPA

TRIM		
Invoice	Qty.	Description
507 7218 17Dec15 NoCat	1	Famlily Room - Install 1/4 round  <b>&amp; upper stair landing</b>
739 11506 20Jun16 **	1	Oak Stairs (natural finish) per floor

WOOD FLOORING		
Invoice	Qty.	Description
398 5636 19Aug15	1	Hardwood Flooring - Vintage 3 1/4" x 3/4" Oak - Pre-finished - FAMILY ROOM  In lieu of 2 1/4" Natural Finish
839 13892 17Mar17	1	Hardwood Flooring - Vintage 3 1/4" x 3/4" Oak - Pre-finished - LOWER LANDING  In lieu of standard 2 1/4" Natural Oak
839 13893 17Mar17	1	Hardwood Flooring - Vintage 3 1/4" x 3/4" Oak - Pre-finished - MID LANDING  In lieu of 2 1/4" Natural Oak