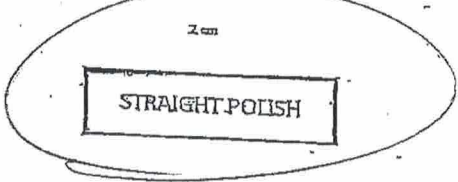


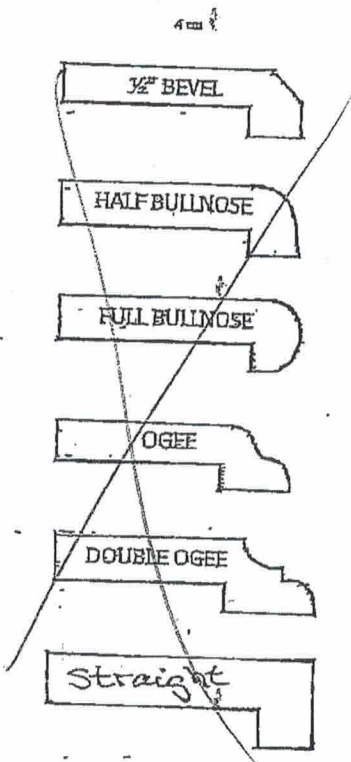
EDGE PROFILE VERIFICATION FORM

STANDARD EDGE PROFILES



Kitchen/
Master Ensuite

UPGRADED EDGE PROFILES



MAR 30 2021

Eastmore
Lot 55 Phl

AM

R-M

BLANCO

Sink Specifications

Colour SKU
brushed finish 401520

Design and planning tips

- Min cabinet size: 915 mm
- Bowl Depth: 9 in (230.0 mm)

Specifications:

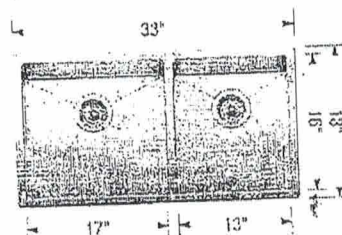
Sink template, Mounting clips, Installation instructions, 3 1/2" (90 mm) stainless steel strainers

Depending on cabinet construction, a different cabinet size may be required. Consult the cabinet manufacturer.

Optional Accessories

Workstation	406344
Cutting Board	406345
CapFlow	517666
Sink Grid	406450
Sink Grid	406451

QUATRUS R15 U 1 3/4



Warranty

Limited lifetime warranty on all sinks and faucets. One-year warranty on all accessories and soap dispensers.

Code/Standards Compliance

BLANCO sinks and faucets are third-party tested and certified to CSA, cUPC, ANSI/ASME, IAPMO and NSF standards and listed by applicable certification bodies. For more information on individual product listings, contact our office or listing organization.



Need support? Learn more by watching our sink & faucet How-to videos:
<https://www.blanco.com/ca-en/support/how-to-videos/>



BLANCO Canada Inc
100 Corporation Drive
Brampton ON L6S 6B5

Tel & Fax

Tel: 905-494-2400 Toll free: 1-877-425-2626
Fax: 905-494-2425 Toll free: 1-877-825-2626

While BLANCO strives to provide accurate information, all images and dimensions in this document are intended for reference only and are subject to change at any time without notice. This document is not intended for use as an installation guide. For technical installation details, refer to installation instructions provided with the product. BLANCO assumes no responsibility for the use of superseded or voided specifications.

Eastmore
Lot 55 Ph1

LOLAND
21¼" RECTANGULAR DROP-IN SINK

- ☐ 4410BST

Single Hole
- ☒ 4440BST

4" Center
- ☐ 4480BST

8" Center

- PRODUCT SPECS**
- Fine fireclay
 - Front overflow hole
 - Single hole, 4" or 8" faucet center
 - Template supplied
 - Faucet not included

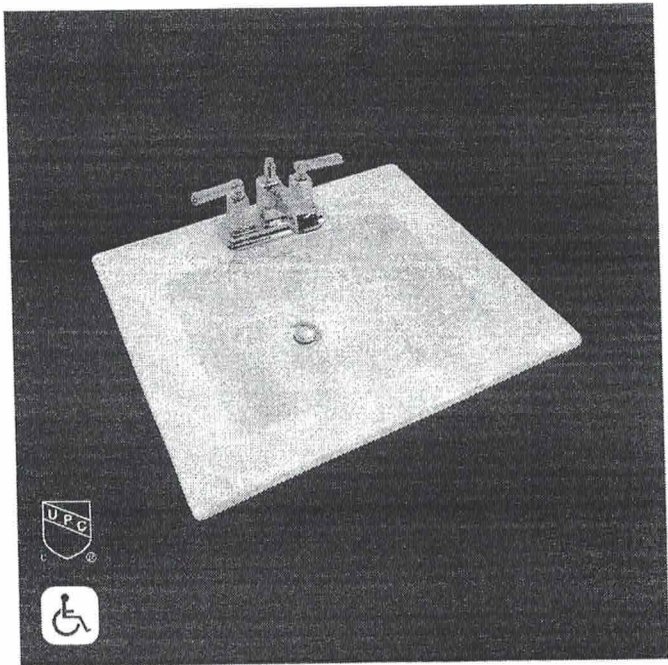
DIMENSIONS

540mm W x 460mm D x 180mm H
21¼" W x 18½" D x 7⅛" H

- COMPLIANCE CERTIFICATIONS**
- Meets or exceeds the following:
- IAPMO cUPC
 - ASME A112.19.2 / CSA B45.1
 - ANSI A117.1 ADA Guideline
 - NBC and OBC Section 3.8 barrier free design and CSA B651 Standard

SHIPPING

Cube 1.97
GW 21 lbs

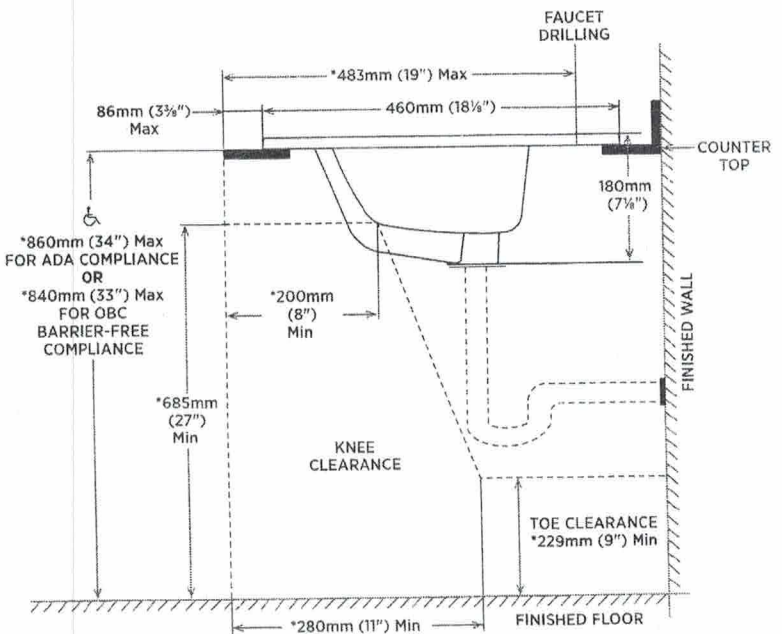
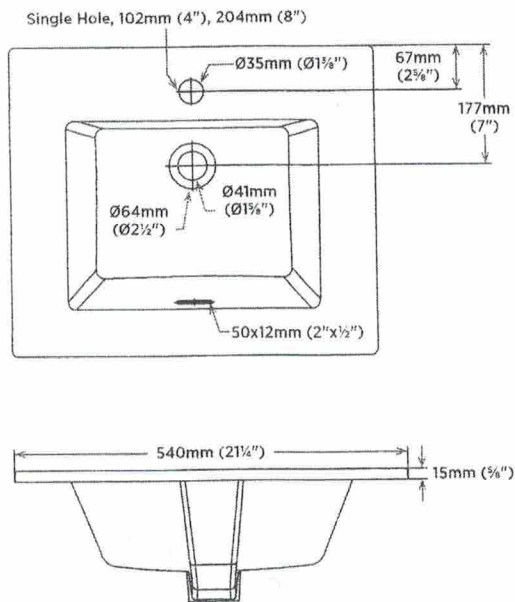


TO BE SPECIFIED

Colour:
☒ Soft White

NOTES: Dimensions of fixtures are nominal and may vary within the range of tolerances established by ASME standard A112.19.2. These measurements are subject to change or cancellation. No responsibility is assumed for use of superseded or voided pages.

Products are designed to comply ADA/ANSI A117.1 Standard and OBC barrier-free requirements. It shall be the responsibility of the installer to comply with the local disability codes and standards prior to installing the product.



NOTE: * Starred measurements comply with ADA and OBC barrier free accessibility requirements.

REVISED JULY 2019

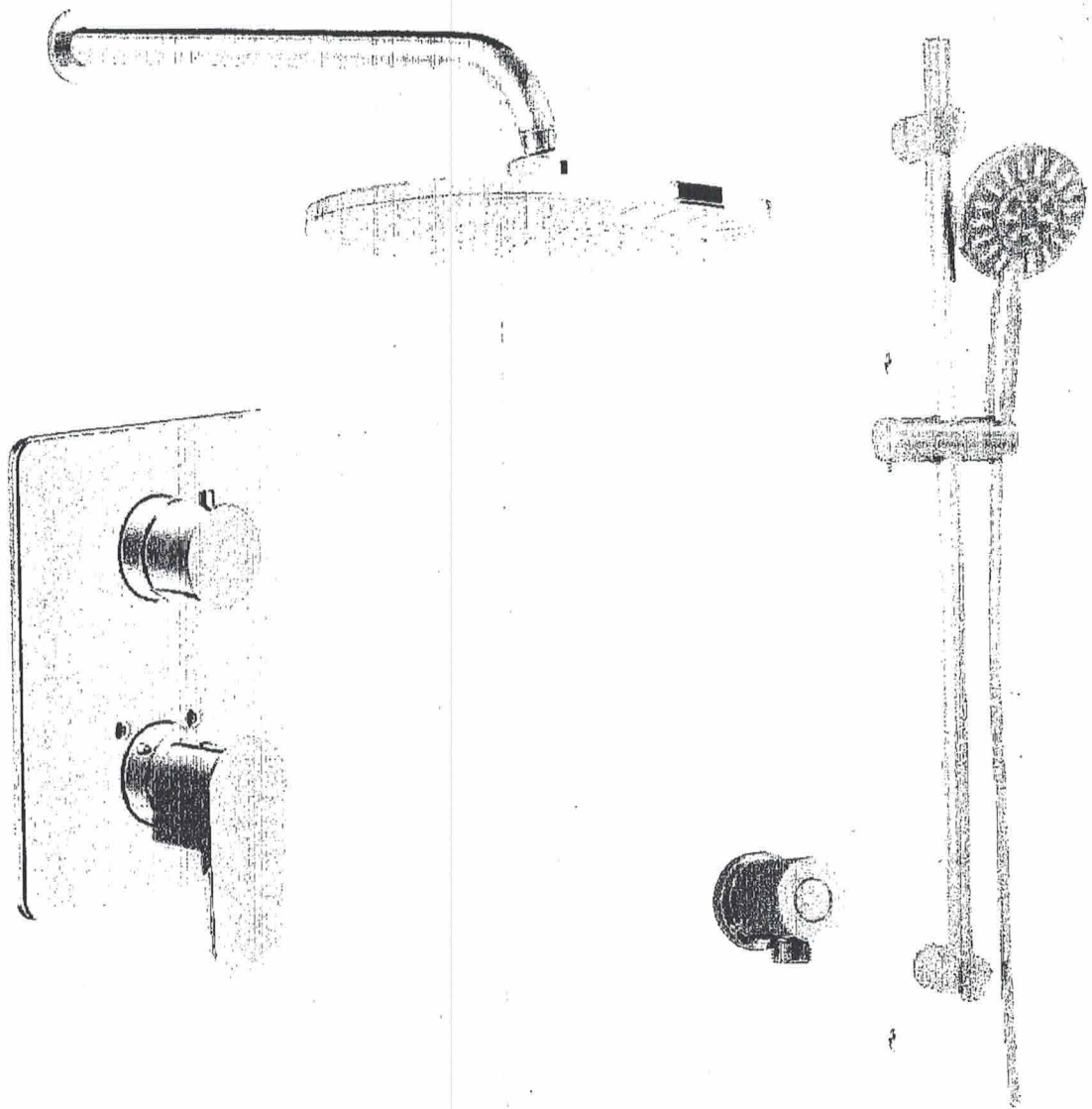
contrac CANADA 5970 CHEDWORTH WAY, UNIT B, MISSISSAUGA, ONTARIO, CANADA L5R 4G5 | CONTRAC.CA
USA 6241 NORTHWIND PARKWAY, HOBART, INDIANA, USA 46342 | CONTRAC.US

Ensuite 2 3/4

Eastmore
LOT 55 Ph1

 aquabrass





- 90800 – P/B 2 Way or 3-Way Valve
- 30822 – Misto 2 Way Plate & Handle Trim Set
- 90813 – 9" Round Rain Head
- 90768 – Round 16" Shower Arm
- 90734 – Round Waterway
- 90840 – Round Shower Rail

Master Ensuite

*Eastmore
Lot 55 Ph 1*



contrac

21½" RECTANGULAR UNDERMOUNT SINK

□ 4220CIY

Undermount Sink

Product Specs:

- Vitreous china
- Front overflow hole
- Template and mounting hardware supplied

Overall Dimensions (W x D x H):

(OD): 545mm(21½") x 355mm(14") x 190mm(7½")

(ID): 485mm(19") x 295mm(11¾") x 140mm(5½")

Compliance Certifications:

Meets or exceeds the following:


- IAPMO cUPC
- ASME A112.19.2 / CSA B45.1-2008

Shipping:

Cube 1.64
GW 25 lbs

LOT# 55
Eastmore

Master Ensuite



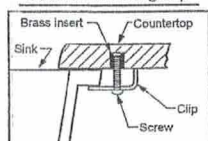
Colours To Be Specified:

Colour: ☐ Soft White

Notes:

Dimensions of fixtures are nominal and may vary within the range of tolerances established by ANSI standard A112.19.2. These measurements are subject to change or cancellation. No responsibility is assumed for use of superseded or voided pages.

Detail of Mounting Clip



Note:

▲ Dimensions shown for location of supplies and "P" trap are suggested.

