

EDGE PROFILE VERIFICATION FORM

STANDARD EDGE PROFILES

2 cm

STRAIGHT POLISH

UPGRADED EDGE PROFILES

4 cm

$\frac{1}{2}$ " BEVEL

HALF BULLNOSE

FULL BULLNOSE

OGEE

DOUBLE OGEE

Straight

millwood
Bldg 68
Unit 6

BLANCO

Sink Specifications

Colour

SKU

brushed finish

401519

QUATRUS R15 U 2

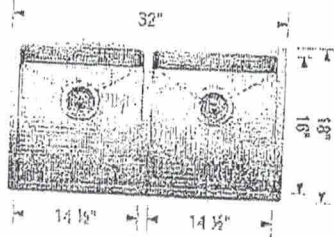
Design and planning tips

- Min cabinet size: 915 mm
- Bowl Depth: 9 in (230.0 mm)

Specifications:

Sink template, Mounting clips, Installation instructions, 3 1/2" (90 mm) stainless steel strainers

Depending on cabinet construction, a different cabinet size may be required. Consult the cabinet manufacturer.



Optional Accessories

Cutting Board	406345
Workstation	406344
CapFlow	517666
Sink Grid	406454

Warranty

Limited lifetime warranty on all sinks and faucets. One-year warranty on all accessories and soap dispensers.

Code/Standards Compliance

BLANCO sinks and faucets are third-party tested and certified to CSA, cUPC, ANSI/ASME, IAPMO and NSF standards and listed by applicable certification bodies. For more information on individual product listings, contact our office or listing organization.



Need support? Learn more by watching our sink & faucet How-to videos:
<https://www.blanco.com/ca-en/support/how-to-videos/>



BLANCO Canada Inc
100 Corporation Drive
Brampton ON L6S 6B5

Tel & Fax

Tel: 905-494-2400 Toll free: 1-877-425-2626

Fax: 905-494-2425 Toll free: 1-877-825-2626

While BLANCO strives to provide accurate information, all images and dimensions in this document are intended for reference only and are subject to change at any time without notice. This document is not intended for use as an installation guide. For technical installation details, refer to installation instructions provided with the product. BLANCO assumes no responsibility for the use of superseded or voided specifications.

Millwood

BK 68

Unit 6


Designer Grab Bars

Main Bathroom



90°™ 1-1/4" Diameter Designer Grab Bar

Models:	CH	BN
12" - YG8812	\$180.00	\$194.48
18" - YG8818	\$188.10	\$203.98
24" - YG8824	\$196.41	\$220.13
36" - YG8836	\$223.72	\$247.84



Align® 1-1/4" Diameter Designer Grab Bar

Available in BG

NEW!

Models:	CH	BN
12" - YG0412	\$143.78	\$173.62
18" - YG0418	\$150.23	\$182.12
24" - YG0424	\$156.87	\$196.41
36" - YG0436	\$178.60	\$221.19
42" - YG0442	\$261.92	\$327.50

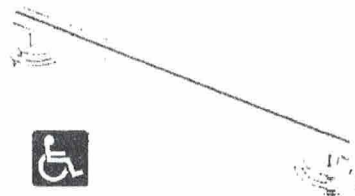


Arris™ 1-1/4" Diameter Designer Grab Bar

NEW!

Available in BL*

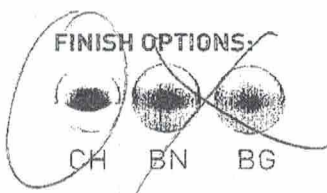
Models:	CH	BN
12" - YG0812	\$180.00	\$194.48
18" - YG0818	\$188.10	\$203.98
24" - YG0824	\$196.41	\$220.13
36" - YG0836	\$223.72	\$247.84



Iso™ 1-1/4" Diameter Designer Grab Bar

Models:	CH	BN
12" - YG0712	\$108.44	\$121.53
18" - YG0718	\$114.28	\$128.04
24" - YG0724	\$120.13	\$134.48
36" - YG0736	\$136.81	\$153.15

FINISH OPTIONS:





To order, combine the model number with one of these finish letter(s):
Chrome (CH), LifeShine® Brushed Nickel (BN) & Brushed Gold (BG)

* BL & NL Finish Ships Q2

Millwood
Block 68 Unit 6

SecureMount™ Anchors

Main Bathroom



SecureMount™ Anchors




1 Anchor - SMA1005CH
Chrome - \$28.17


1 Pair - SMA1000CH
Chrome - \$64.85

1 Pair - SMA1000WB
Old World Bronze - \$64.85

10 Pair (Pro-Pak) - SMA1001CH
Chrome - \$578.73












Installs anywhere on the wall and can be used with all Moen and Home Care by Moen, or most competitive grab bars.



Mounts securely to a variety of substrates

- 1/2" and 5/8" Drywall
- 1/2" and 5/8" Drywall with tile
- 1/2" and 5/8" Drywall with marble
- 1/8" and 1/4" Fiberglass tub surround



Millwood
Block 68 Unit 6