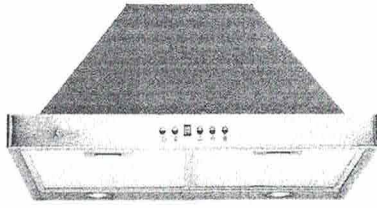



Unit
69


Alito Collection



24" Width Model



Mesh Filter



Baffle Filter

Wall Mount

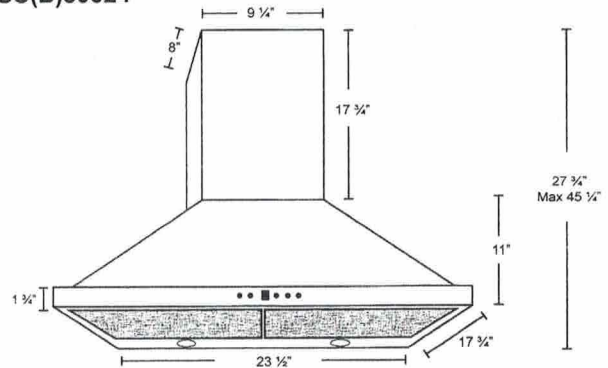
Sometimes strength and beauty can co-exist. Strong and sturdy, yet attractive and unimposing, the SC500 combines the eye-pleasing design of European hoods with the power and efficiency of North American fans. A perfect match. Give your kitchen the look, feel, and capability that you have always wanted. Fitted with time-delay "OFF" options up to nine minutes, bright LED lights spaced for optimum light distribution, and a digital three-speed push button control panel.

Specifications

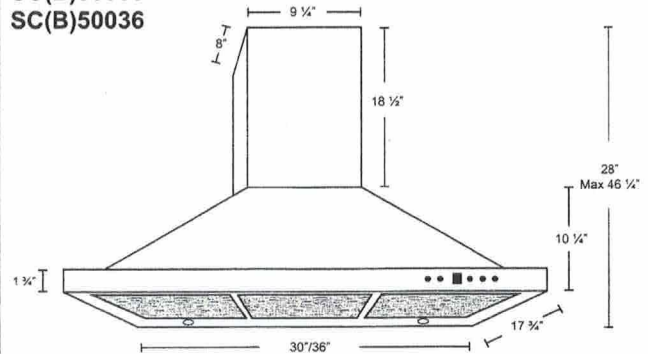
- Air Flow Volume: 550 CFM
- Electrical Connection: 120V/60Hz
- Electrical Consumption: 200 Watts
- Fan Speed: 1599 RPM
- Finishes: Stainless Steel
- Venting: 6" Round - Top Only
- Dimensions: Width: 24"/30"/36"
Height: 46"
Depth: 18"
- Sones: Min. 2
Max. 6



SC(B)50024



SC(B)50030
SC(B)50036



* B in the model name denotes a model with baffle filters.
SC500 - Mesh Filters SCB500 - Baffle Filters

Model	Colour	Venting	Size
SC(B)50024	Stainless Steel	6"	24"
SC(B)50030	Stainless Steel	6"	30"
SC(B)50036	Stainless Steel	6"	36"