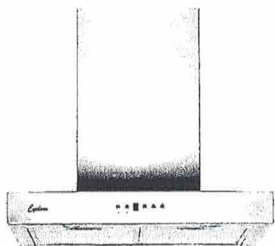


SC(B)514 ALTO Collection

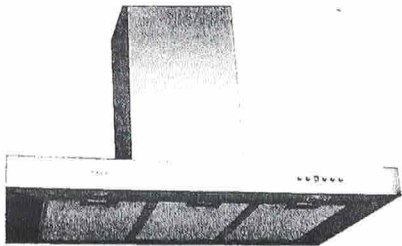
Crosswinds  
LOT# 62

Cyclone®


Innovation by Design - Since 1991



24" Width Model



30" Width Model



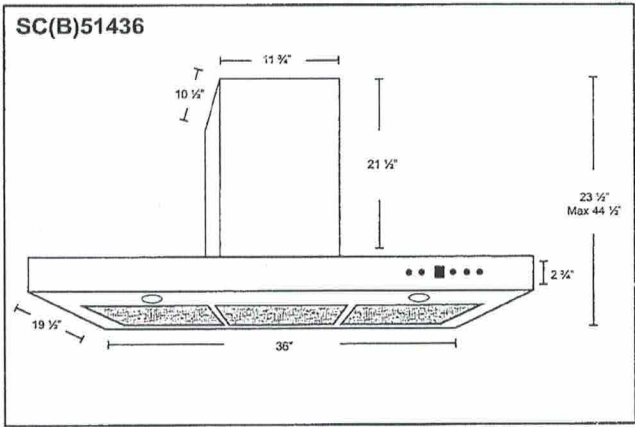
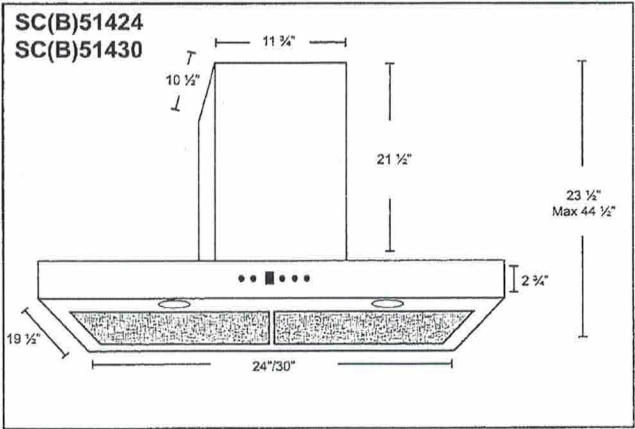
Baffle Filter

Wall Mount

Makes a statement of strength and power as the stainless steel frame gleams under your kitchen lights. It features mesh or baffle filters, two bright LED lights, a three-speed control panel, and a quiet, powerful motor. The bold design and strong stainless steel frame encasing the fan will make this machine the focus of your kitchen. Fitted with time-delay "OFF" options up to nine minutes.

Specifications

- Air Flow Volume: 550 CFM
- Electrical Connection: 120V/60Hz
- Electrical Consumption: 200 Watts
- Fan Speed: 1599 RPM
- Finishes: Stainless Steel
- Venting: 6" Round - Top Only
- Dimensions: Width: 24"/30"/36"  
Height: 44 1/2"  
Depth: 19 1/2"
- Sones: Min. 2  
Max. 6



\* B in the model name denotes a model with baffle filters.  
SC514 - Mesh Filters      SCB514 - Baffle Filters

Model	Colour	Venting	Size
SC(B)51424	Stainless Steel	6"	24"
SC(B)51430	Stainless Steel	6"	30"
SC(B)51436	Stainless Steel	6"	36"