

EDGE PROFILE VERIFICATION FORM

STANDARD EDGE PROFILES

2 cm

STRAIGHT POLISH

Kitchen,
Master Ensuite, Ensuite 2
Ensuite 3/4, Powder Room.

North Bowmanville

Lot # 43



UPGRADED EDGE PROFILES

4 cm

1/2" BEVEL

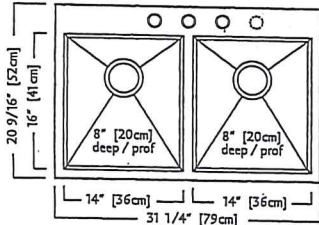
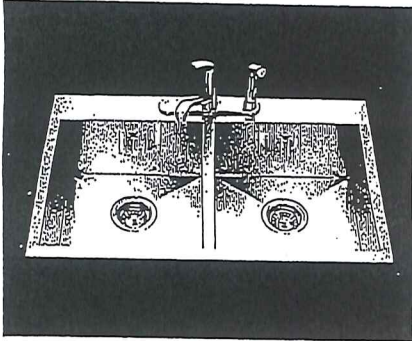
HALF BULLNOSE


FULL BULLNOSE

Straight

OGEE

DOUBLE OGEE



QDLF2031/8 

20 gauge, 10-8 stainless steel
Topmount or undermount model

Outside sink dimensions
20 9/16" FB x 31 1/4" LR
Equal size bowl dimensions
16" FB x 14" LR x 8" DP

33" cabinet - recommended minimum
for Kindred topmount method

36" cabinet - recommended minimum
for Kindred undermount method

33" cabinet - minimum to accept sink bowls
(refer to Table of Contents page)

OPTIONAL ACCESSORIES



BGZ14S



BGZ14S



MBZ16



DBR10S



C10S

N/B
Lot 43 Ph 3

Riobel

DELPARK
HOMES

Kitchen Faucet - OPTION 5



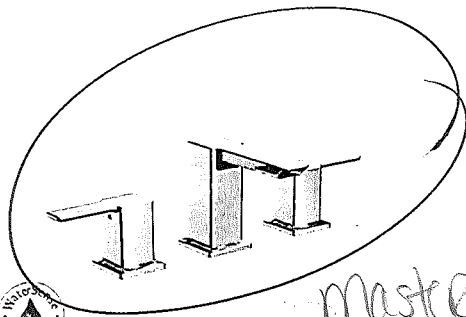
MIZO Single Hole Pull Out Dual Spray Kitchen Faucet

N/B
Lot 43 Ph 3

90°™

Traditional | Transitional | Modern

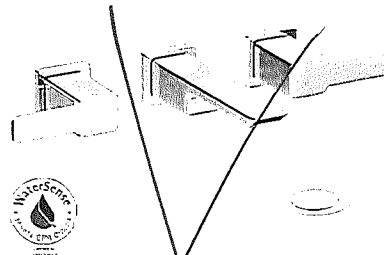
Geometric forms, squared corners and straight lines create an urban focal point for today's contemporary baths.



Two Handle Adjustable Widespread (8" - 16") Lav Faucet with Lift Rod Drain

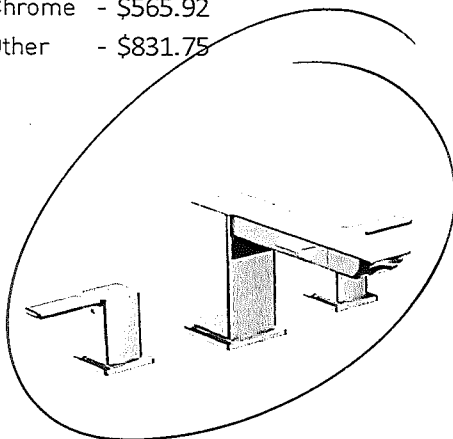
Model TS6720 / 69000
 Chrome - \$565.92
 Other - \$831.75

*Master
 Ensuite
 &
 Powder
 Room*



Two Handle Wallmount Lav Faucet with Push-Button Drain without Overflow

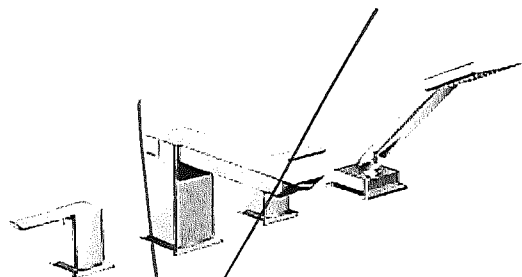
Model TS6730 / 9700 / 140780
 Chrome - \$767.99
 Other - \$1,167.80



Two Handle Roman Tub Faucet **

Model TS903 / 4796
 Chrome - \$790.26
 Other - \$1,060.74

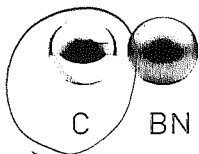
*Master
 Ensuite*



Two Handle Roman Tub Faucet with Hand Shower **

Model TS904 / 9796
 Chrome - \$1,351.77
 Other - \$1,842.95

FINISH OPTIONS:



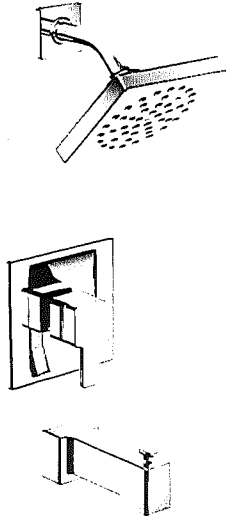
To order, combine the model number with one of these finish letter(s):
 LifeShine® Brushed Nickel (BN).
 To order Chrome (C) model, use model number only.
 ** Tub drain assembly sold separately - T90331 series

*N/B
 Lot 43 Ph3*

90°™

Traditional | Transitional | Modern

Geometric forms, squared corners and straight lines create an urban focal point for today's contemporary baths.

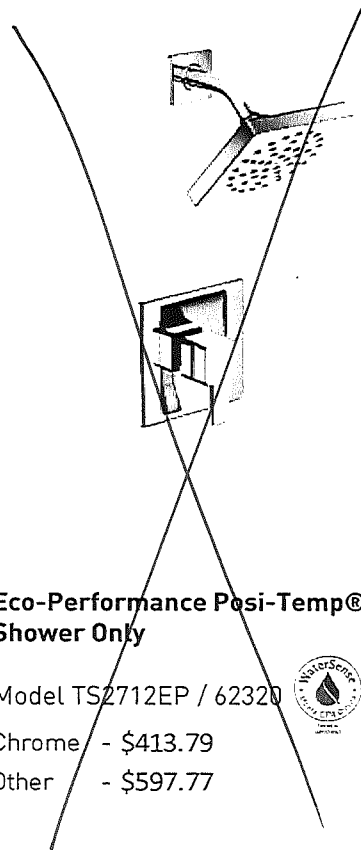


**Eco-Performance Posi-Temp®
Tub/Shower Faucet**

Model TS2713EP / 62320

Chrome - \$488.12

Other - \$716.52



**Eco-Performance Posi-Temp®
Shower Only**

Model TS2712EP / 62320

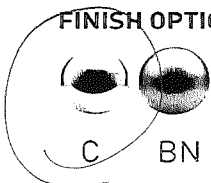
Chrome - \$413.79

Other - \$597.77



Masked Ensuite
Ensuite 3/4" 2

FINISH OPTIONS:



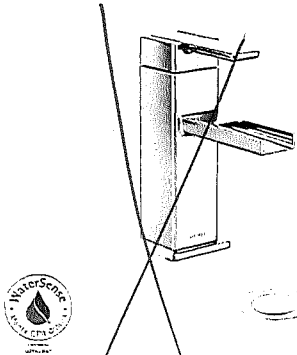
To order, combine the model number with one of these finish letter(s):
LifeShine® Brushed Nickel (BN).
To order Chrome (C) model, use model number only.

N/B
Lot 43 Ph 3

90°™

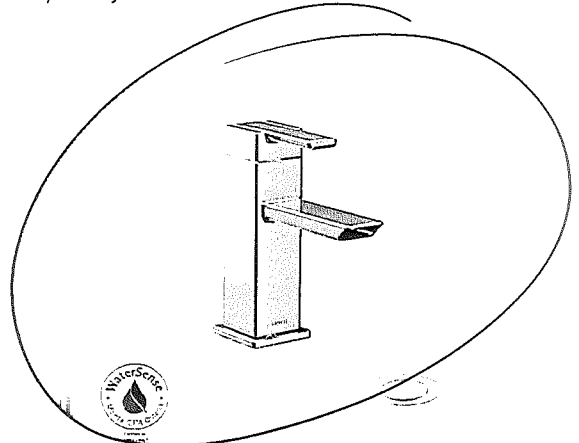
Traditional | Transitional | Modern

Geometric forms, squared corners and straight lines create an urban focal point for today's contemporary baths.



**Single Handle Open Waterway
Lav Faucet with Lift Rod Drain ~**

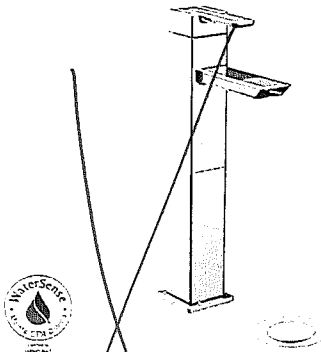
Model S6705
Chrome - \$510.45
Other - \$808.19



**Single Handle Lav Faucet
with Lift Rod Drain ~**

Model S6700
Chrome - \$443.93
Other - \$702.71

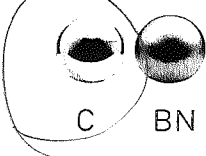
Ensuite 3/4
Ensuite 2



**Single Handle Vessel Lav Faucet
with Push-Button Drain
without Overflow ~**

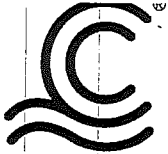
Model S6711 / 140780
Chrome - \$692.96
Other - \$1,026.30

FINISH OPTIONS:



To order, combine the model number with one of these finish letter(s):
LifeShine® Brushed Nickel (BN).
To order Chrome (C) model, use model number only.
~ Deckplate sold separately - 147204 series

N/B
Lot 43 Ph 3



contrac

21½" RECTANGULAR UNDERMOUNT SINK

4220CIY Undermount Sink

Product Specs:

- Vitreous china
- Front overflow hole
- Template and mounting hardware supplied

Overall Dimensions (W x D x H):


(OD): 545mm(21½") x 355mm(14") x 190mm(7½")
(ID): 485mm(19") x 295mm(11½") x 140mm(5½")

Compliance Certifications:

- Meets or exceeds the following:
- IAPMO cUPC
 - ASME A112.19.2 / CSA B45.1-2008

Shipping:

Cube 1.64
GW 25 lbs

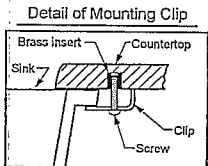


Colours To Be Specified:

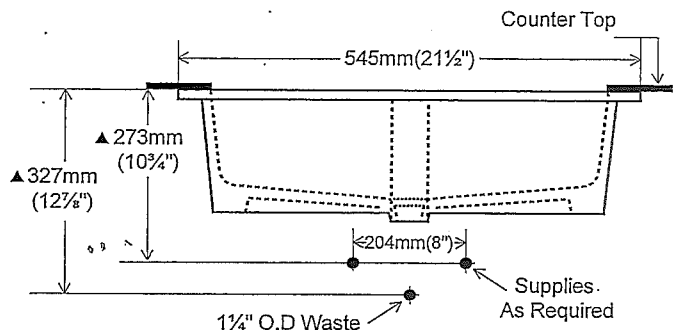
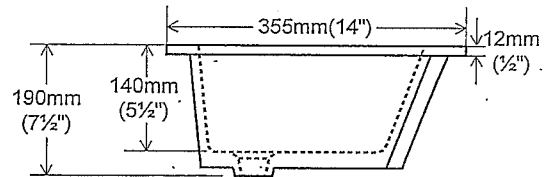
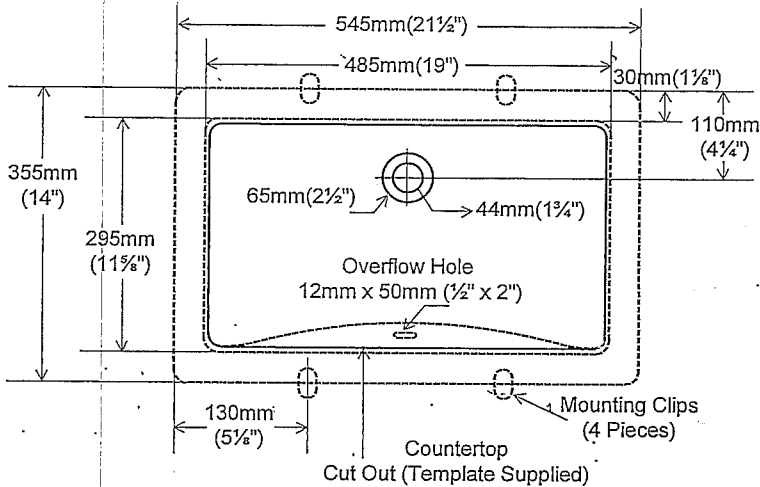
Colour: ☐ Soft White

Notes:

Dimensions of fixtures are nominal and may vary within the range of tolerances established by ANSI standard A112.19.2. These measurements are subject to change or cancellation. No responsibility is assumed for use of superseded or voided pages.



Note:
▲ Dimensions shown for location of supplies and "P" trap are suggested.



CONTRAC® 5970 Chedworth Way, Unit A, Mississauga, Ontario Canada L5R 3V5 • 1.888.256.7551
www.contrac.ca

Revised: March 2013

Master Ensuite
Ensuite ¾ 2
Powder Room

LOT# 43 PH3
North Bowmanville