

CONSTRUCTION SUMMARY

The Brook - North Grandview Inc.

PURCHASER: ANNETTE E. GILL

TEL: RES.: 905-626-6547

LOT NUMBER	PHASE	HOUSE TYPE	REG. PLAN #	CLOSING DATE	
58	1	Cedar 4 Elev B		05-Sep-17	


INV#	QTY	EXTRA / CHANGE
------	-----	----------------

Offer Workshee	<div><div>Includes granite kitchen countertops, as per plan, from builders standard samples.</div><div>Note:</div><div>See Countertop</div></div>
-------------------	--

Offer Workshee	<div><div>Includes Extended upper kitchen cabinets, as per plan, from builders standard samples.</div><div>Note:</div><div>See Cabinet</div></div>
-------------------	--

Offer Workshee	<div><div>Includes 2 1/4 inch by 3/4 inch natural finish Oak hardwood flooring in family room or great room, as per plan, from builders standard sample.</div><div>Note:</div><div>Delete</div></div>
-------------------	--

Offer Workshee	<div><div>Includes 5 appliance package; Stainless steel fridge, stove, built in dishwasher; white: washer & dryer from builders standard line.</div><div>Note:</div><div>Delete</div></div>
-------------------	--

<div></div> <div>CONSTRUCTION SUMMARY</div> <div>The Brook - North Grandview Inc.</div>					
PURCHASER: ANNETTE E. GILL				TEL: RES.: 905-626-6547	

LOT NUMBER	PHASE	HOUSE TYPE	REG. PLAN #	CLOSING DATE	
58	1	Cedar 4 Elev B		05-Sep-17	

INV#	QTY	EXTRA / CHANGE
------	-----	----------------

Appliances

973	1 - Includes 5 appliance package; Stainless steel fridge, stove, built in dishwasher; white: washer & dryer from builders std.
16Mar17	Note:

Cabinetry

832	1 - Kitchen - OTR microwave includes electrical
13Feb17	Note:

832	1 - Kitchen - Cabinet Upgrade 1
13Feb17	Note:

973	1 - Kitchen- Extended uppers as per contract
16Mar17	Note:

973	1 - Bathroom - Vanity to accommodate extra sink -see sketch
16Mar17	Note:

Cabinetry Extras

832	1 - Kitchen Uppers - Fridge upper cabinet 24" deep (1 gables & cabinet at 24" deep)
13Feb17	Note:

832	3 - Vanity Extras - Taller height vanities (36")
13Feb17	NoteMaster Ensuite

832	1 - Kitchen Uppers - Angled corner - Upgrade 1
13Feb17	Note:

832	1 - Kitchen Base Extra - Base corner folding door - Upgrade 1
13Feb17	Note:

832	1 - Hardware - Do not drill for hardware if possible (hardware will not be supplied)
13Feb17	NoteKitchen only

1,034	1 - Kitchen - Shorten cabinet above for future microwave over the range including electrical inside of cabinet – Purchasers responsibility to supply and install after closing
28Mar17	Note:


Carpet

973	1 - Main Hallway - Credit std. Carpet & Underpad
16Mar17	Note:

Construction

973	1 - Kitchen- Bulkhead to accommodate extended upper cabinets, angled corner upper & deep fridge upper
16Mar17	Note:

973	1 - Great Room- Partial plan for optional gas fireplace
16Mar17	Note:

<div></div> <div>CONSTRUCTION SUMMARY The Brook - North Grandview Inc.</div>					
PURCHASER: ANNETTE E. GILL				TEL: RES.: 905-626-6547	

LOT NUMBER	PHASE	HOUSE TYPE	REG. PLAN #	CLOSING DATE	
58	1	Cedar 4 Elev B		05-Sep-17	
INV#	QTY	EXTRA / CHANGE			
973 16Mar17	1 - Great Room- Fireplace Bump Out - as per plan Note:				
973 16Mar17	1 - Master Ensutie Shower- Delete walls to front & side to top of tub to accomodate frameless glass shower enclosure Note:				
973 16Mar17	1 - Garage Landing Closet Door, Powder Room & Laundry Room- Enlarge door opening to accommodate 96"H doors Note:				

Counter Top

832 13Feb17	1 - Kitchen with flush breakfast bar - Granite or Caesarstone with standard edge - Upgrade 4 NoteIn lieu of standard granite Undermount sink with single hole faucet
832 13Feb17	1 - Kitchen Island - extend granite on one side (dishwasher side) to have a flush overhang Note:

Electrical

832 13Feb17	1 - Interior Lighting - Additonal ceiling box on separate switch NoteKitchen above the island. See sketch
832 13Feb17	1 - Interior Lighting - Additional ceiling box on existing switch NoteKitchen above island
832 13Feb17	3 - Pot Lights - 4" EXTERIOR soffit potlight with white baffle (price includes 1st & 2nd floor install) NoteSee sketch
832 13Feb17	1 - Interior Lighting - Additonal separate switch NoteExterior Pot Lights
832 13Feb17	1 - Miscellaneous - Additional plug on existing circuit NoteGreat room approx 20" above the fireplace mantle, beside the cable rough-in. See sketch
832 13Feb17	1 - Delete standard telephone rough-in in the kitchen Note:
973 16Mar17	1 - Kitchen- plug inside cabinet for over range microwave- see sketch Note: Purchasers responsibility to supply and install after closing


Fireplace

832 13Feb17	1 - Fireplace (bump out) as per plan with standard traditional style painted mantel Note:
----------------	--

Glass and Mirror

832 13Feb17	1 - Ensuite Shower Enclosure: 10mm Frameless with u-channel (1 side on tub deck) Note:
----------------	---

HVAC



CONSTRUCTION SUMMARY

The Brook - North Grandview Inc.

PURCHASER: ANNETTE E. GILL

TEL: RES.: 905-626-6547

LOT NUMBER	PHASE	HOUSE TYPE	REG. PLAN #	CLOSING DATE	
58	1	Cedar 4 Elev B		05-Sep-17	

INV#	QTY	EXTRA / CHANGE
832	1	- Includes central air conditioner, from builders standard line
13Feb17		Note:

Miscellaneous

832	1	- Delete the standard 5 appliance package - Stainless steel fridge, stove, built-in dishwasher: white washer and dryer from builders standard line
13Feb17		Note:

Paint and Stain


832	1	- Nosing, railings, pickets and posts to be left unfinished
13Feb17		Note:
973	1	- Great Room- Paint Mantle White
16Mar17		Note:
973	1	- Main Hallway- paint 1/4 round
16Mar17		Note:

Plumbing

832	1	- Bathroom - Extra sink in existing vanity with standard faucet (requires min 5 foot vanity)
13Feb17		NoteMaster Ensuite
832	1	- Kitchen - Sink - Franke Techna #TCX110-27 (16" x 27" x 9") Undermount Single Bowl - Stainless Steel
13Feb17		Note: See Spec Sheet
832	1	- Kitchen- Riobel Kitchen Faucet Pronto Single hole dual spray pull out PO101C Chrome
13Feb17		Note: See Spec Sheet
832	1	- Master Ensuite - Raise the shower head to approx 7 feet from the finish shower floor
13Feb17		Note:

Tile

832	1	- Miscellaneous - Delete standard ceramic accessories
13Feb17		Note: Credit
832	1	- Floor Tile - 1st upgrade floor tile with wire mesh and scratch
13Feb17		NoteMain Hallway
832	1	- Floors - Entry Foyer stacked - Upgrade 1
13Feb17		Note:
832	1	- Floors - Garage Entry stacked - Upgrade 1
13Feb17		Note:
832	1	- Floors - Kitchen/Breakfast stacked - Upgrade 1
13Feb17		Note:



CONSTRUCTION SUMMARY

The Brook - North Grandview Inc.

PURCHASER: ANNETTE E. GILL

TEL: RES.: 905-626-6547

LOT NUMBER	PHASE	HOUSE TYPE	REG. PLAN #	CLOSING DATE	
58	1	Cedar 4 Elev B		05-Sep-17	
INV#	QTY	EXTRA / CHANGE			
832 13Feb17	1 - Floors - Laundry Room stacked - Upgrade 1 Note:				
832 13Feb17	1 - Floors - Powder Room stacked - Upgrade 1 Note:				
973 16Mar17	1 - Master Ensutie Shower- Delete walls to front & side to top of tub to accommoddate frameless glass shower enclosure Note:				

Trim

832 13Feb17	1 - Door - Interior - 96" 1 panel french (mirror 1 side) (in lieu of standard door) NoteGarage landing closet door
832 13Feb17	2 - Door - Interior - 96" Single Pre-hung standard door complete with hardware (in lieu of std 80" door) NotePowder Room and Laundry Room
973 16Mar17	1 - Main Hallway- install 1/4 round Note:

Windows

973 16Mar17	1 - Basement, Great Room - Partial plan for opt. gas fireplace Note:
1,034 28Mar17	1 - Great Room- Partial plan for Opt. gas fireplace Note:

Wood/Laminate Flooring

832 13Feb17	1 - Delete Hardwood - FAMILY ROOM- Standard - 2-1/4" x 3/4" Oak - Natural NoteDeleting hardwood has no cash value Install standard carped and underpad
----------------	--

This Document is Extremely Time Sensitive - Printed 10 May 17 at 15:58