

CONSTRUCTION SUMMARY

Cedar Ridge - Townsgate Homes Inc.


PURCHASERS: RYAN M. NIE and LISA SUPPA

TEL: RES.: 647-281-7646

LOT NUMBER	PHASE	HOUSE TYPE	REG. PLAN #	CLOSING DATE	
27A	1	Cedar Ridge 1 Elev B		07-Apr-16	

INV#	QTY	EXTRA / CHANGE
------	-----	----------------

Offer Workshee	GRANITE KITCHEN COUNTER TOP (AS PER PLAN-FROM BUILDERS STANDARD SAMPLES) Note: See Countertop
Offer Workshee	5 APPLIANCE PACKAGE - INCLUDES STAINLESS STEEL: FRIDGE, STOVE, BUILT IN DISHWASHER AND WHITE: CLOTHES WASHER/DRYER (FROM BUILDERS STANDARD SAMPLES) Note: See Mischellanium
Offer Workshee	2 1/4 INCH x 3/4 INCH NATURAL FINISH OAK HARDWOOD FLOORING IN FAMILY ROOM - AS PER PLAN (FROM BUILDERS STANDARD SAMPLES) Note: See Wood Flooring
Offer Workshee	3 PC ROUGH-IN FOR FUTURE 3 PC BATH IN BASEMENT (AS PER PLAN) Note: See Construction/Plumbing


<div><div><div>CONSTRUCTION SUMMARY</div><div>Cedar Ridge - Townsgate Homes Inc.</div></div></div> <div><div>PURCHASERS: RYAN M. NIE and LISA SUPPA</div><div>TEL: RES.: 647-281-7646</div></div>					
LOT NUMBER	PHASE	HOUSE TYPE	REG. PLAN #	CLOSING DATE	
27A	1	Cedar Ridge 1 Elev B		07-Apr-16	
INV#	QTY	EXTRA / CHANGE			

Cabinetry

398 19Aug15	1 - Cabinetry - Opt Pantry - Upgrade 1 Note:
398 19Aug15	1 - Cabinetry Extended Uppers - Pantry - Upgrade 1 Note:
398 19Aug15	1 - Cabinetry Extended Uppers - Kitchen - Upgrade 1 Note:
398 19Aug15	1 - Cabinetry - Kitchen - Upgrade 1 NoteUpgrade 1
507 17Dec15	1 - Kitchen - Credit std. countertop - granite by other Note:
507 17Dec15	1 - Relocate the sink & dishwasher to the opposite side of the kitchen. Adjust cabinets accordingly. - See Diagram Note:
739 20Jun16	1 - Cabinetry - Ensuite - Upgrade 1 NoteUpgrade 1
739 20Jun16	1 - Cabinetry - Main Bath - Upgrade 1 NoteUpgrade 1
739 20Jun16	1 - Crown Moulding - TCC Note:
781 02Sep16	1 - Kitchen - sides of penninsula to accommodate granite waterfall Note:
781 02Sep16	1 - Master Ensuite & Main Bath - credit countertop - granite by other Note:
781 02Sep16	1 - Master Ensuite - vanity to accommodate extra sink - see sketch Note:

Cabinetry Extras

398 19Aug15	1 - Cabinetry - Kitchen - Upper Cabinetry - Deep Taller Cabinet - Upgrade 1 Note:
398 19Aug15	1 - Cabinetry - Kitchen - Base Cabinetry - Pot And Pan Three Drawer - Upgrade 1 Note:
398 19Aug15	1 - Cabinetry - Kitchen - Base Cabinetry - Folding Door - Upgrade 1 Note:
398 19Aug15	1 - Kitchen - Delete upper cabinet above the stove to accommodate a future hood fan. Opening to be 36" Note:

<div></div> <div>CONSTRUCTION SUMMARY</div> <div>Cedar Ridge - Townsgate Homes Inc.</div>					
PURCHASERS: RYAN M. NIE and LISA SUPPA				TEL: RES.: 647-281-7646	

LOT NUMBER	PHASE	HOUSE TYPE	REG. PLAN #	CLOSING DATE	
27A	1	Cedar Ridge 1 Elev B		07-Apr-16	
INV#	QTY	EXTRA / CHANGE			
754	3	Kitchen - Hardware - Soft Closer - per drawer - Standard			
03Aug16	Note	Pot and Pans in the kitchen			
754	1	Cabinetry - Kitchen - Hardware - Soft Close Doors and Bank of Drawers - Standard			
03Aug16	Note:				

Carpet


507	1	Family Room - credit std. carpet & pad			
17Dec15	Note:				

Construction

507	1	Kitchen - Relocate the sink and dishwasher to the opposite side of the kitchen - Adjust cabinets accordingly. See diagram			
17Dec15	Note:				
739	1	Kitchen - Bulkhead to be 16" deep above the 12" cabinets and 28" deep above the deep fridge upper			
20Jun16	Note:				
739	1	Optional Garage to house door (where grade permits)			
20Jun16	Note:	Delete			
781	1	Basement - Rough-in 3 piece as per plan			
02Sep16	Note:				
781	1	Kitchen - Bulkhead to accommodate taller upper, taller pantry, deep fridge upper with gable & cabinetry crown moulding			
02Sep16	Note:				
781	1	Master Ensuite Shower - delete walls to front & side to top of tub to accommodate frameless glass shower enclosure			
02Sep16	Note:				
839	1	Optional Garage to house door (where grade permits)			
17Mar17	Note:	Delete due to grading			
	Delete	Delete from Purchaser's Extras dated June 20 16			

Counter Top

398	1	Kitchen - Opt. Breakfast Bar			
19Aug15	Note:	Flush Breakfast Bar			
398	1	Granite - Standard - Kitchen Including Breakfast Bar			
19Aug15	Note:	Standard edge and 3 hole faucet			
	Undermount sink				
739	1	Granite - Upgrade 3 - Kitchen Including Breakfast Bar			
20Jun16	Note	Standard Edge, Upgrade Undermount sink and Faucet			
739	1	Granite - Standard - Kitchen including Breakfast Bar			
20Jun16	Note	Delete from Purchaser's Extras Dated August 11 2015			
754	1	Kitchen - Waterfall for the peninsula			
03Aug16	Note:				



CONSTRUCTION SUMMARY

Cedar Ridge - Townsgate Homes Inc.

PURCHASERS: RYAN M. NIE and LISA SUPPA

TEL: RES.: 647-281-7646

LOT NUMBER	PHASE	HOUSE TYPE	REG. PLAN #	CLOSING DATE	
27A	1	Cedar Ridge 1 Elev B		07-Apr-16	
INV#	QTY	EXTRA / CHANGE			
754 03Aug16	1 - Granite - Standard - Main Bathroom NoteStandard edge and faucet Undermount sink				
754 03Aug16	1 - Granite - Upgrade 2 - Ensuite NoteStandard edge and faucet Undermount sink				

Electrical

398 19Aug15	1 - Capped ceiling light on separate switch NoteAbove the peninsula. See sketch				
507 17Dec15	1 - Kitchen - Relocate sink & dishwasher to opposite side of the kitchen - See diagram Note:				
781 02Sep16	1 - Kitchen - install plug above stove to accommodate future micro/hood fan Note:				
839 17Mar17	3 - Wall sconce rough-in - for additional capped outlet on same switch NoteDelete the standard light above the stairs, use switch for the wall sconces. 1. approx 6 feet from the landing. 2. approx 6 feet from the 2nd floor. See sketch				
839 17Mar17	1 - Receptacle on existing circuit NoteMaster bedroom approx 5 feet from the finish floor, beside the cable rough-in. See sketch				
839 17Mar17	1 - Receptacle on existing circuit NoteBedroom 2, approx 5 feet from the finish floor, beside the cable rough-in. See sketch				
839 17Mar17	1 - Receptacle on existing circuit NoteBedroom 3, approx 5 feet from the finish floor, beside the cable rough-in. See sketch				
839 17Mar17	1 - Cable - additional rough-in NoteBedroom 2. See sketch				
839 17Mar17	1 - Cable - additional rough-in NoteBedroom 4. See sketch				


Glass and Mirror

739 20Jun16	1 - Glass Enclosure - 10mm clear tempered glass - glass support with a U channel NoteMaster Ensuite				
----------------	--	--	--	--	--

Miscellaneous

398 19Aug15	1 - Referral Certificate Note:				
781 02Sep16	1 - 5 Appliance Package - stainless steel fridge, stove, dishwasher & white washer & dryer Note:				

Paint and Stain


<div></div> <div><div>CONSTRUCTION SUMMARY</div><div>Cedar Ridge - Townsgate Homes Inc.</div></div>					
PURCHASERS: RYAN M. NIE and LISA SUPPA				TEL: RES.: 647-281-7646	

LOT NUMBER	PHASE	HOUSE TYPE	REG. PLAN #	CLOSING DATE	
27A	1	Cedar Ridge 1 Elev B		07-Apr-16	
INV#	QTY	EXTRA / CHANGE			
507 17Dec15	1 - Family Room - Paint 1/4 round Note:				
739 20Jun16	1 - Stairs, railings and post to remain unfinished Note:				
839 17Mar17	1 - Stain Stairs - price is per floor Note:Railing				

Plumbing

398 19Aug15	1 - Plumbing - Rough-in water line to fridge Note:				
398 19Aug15	1 - Kitchen - Sink 8 - Kindred Reginox #NS1930U/9 (18 3/4 x 29 3/4") Undermount Single Large Bowl 8.5" Deep Satin Finish - Stainless Steel Note:				
398 19Aug15	1 - Relocate the sink and dishwasher to the oposite side of the kitchen. Adjust the cabinets accordingly. Note:				
507 17Dec15	1 - Rough-in 3 piece in basement - as per plan Note:				
507 17Dec15	1 - Kitchen - Relocate the sink and dishwasher to the opposite side of the kitchen. See Diagram Note:				
739 20Jun16	1 - Extra sink in existing vanity with standard faucet (requires min 5 foot vanity) NoteMaster Ensuite				
739 20Jun16	1 - Kitchen - Sink Undermount Double Rectangular Bowls with Ledge 8" Deep 1 Holes Drillings - Stainless Steel - Kindred Queen #QDLF2031/8 (20 9/16/16" x 31 1/4" x 8") Note:				
739 20Jun16	1 - Delete Kitchen - Sink 8 - Kindred Reginox #NS1930U/9 (18 3/4 x 29 3/4") Undermount Single Large Bowl 8.5" Deep Satin Finish - Stainless Steel Note: Delete from Purchaser's Extras Dated August 11 2015				
739 20Jun16	1 - Kitchen - Moen Camerist Single Hnadle Kitchen Faucet Model 7825 chrome NoteSingle Hole Installation				
754 03Aug16	2 - Bathroom - Sink - Undermount - White - Contrac Basin Cachet/Collette #4220CIY (21 1/2" x 14" Rectangular) NoteMaster Ensuite				
754 03Aug16	1 - Bathroom - Sink - Undermount - White - Contrac Basin Cachet/Collette #4220CIY (21 1/2" x 14" Rectangular) NoteMain Bathroom				
754 03Aug16	1 - Landing outside the podwer room - 2nd upgrade floor tile NoteIf possible: Grout lines as small as possible				

Railing

<div></div> <div>CONSTRUCTION SUMMARY</div> <div>Cedar Ridge - Townsgate Homes Inc.</div>					
PURCHASERS: RYAN M. NIE and LISA SUPPA				TEL: RES.: 647-281-7646	

LOT NUMBER	PHASE	HOUSE TYPE	REG. PLAN #	CLOSING DATE	
27A	1	Cedar Ridge 1 Elev B		07-Apr-16	


INV#	QTY	EXTRA / CHANGE
398 19Aug15	1	Sample H - 1/2" Square metal pickets alternating between No. P-683/S-B(single collar) and No. P-STR-B(plain) with both having No. PS-9503 shoes for the base satin black 3"x1 3/4" Large oval handrail - OAK 3-1/2" Square/Beveled newel posts with a decorati Note:

Stairs

739 20Jun16	1 - Oak Stairs (natural finish) per floor Note:
----------------	--

Tile

398 19Aug15	1 - Delete all ceramic accessories throughout Note:
398 19Aug15	1 - Landing outside of Powder Room Note:
739 20Jun16	1 - Tile - Floor Tiles - Upgrade 1A - Entry Note:
739 20Jun16	1 - Tile - Floor Tiles - Upgrade 1A - Kitchen/Breakfast Note:
739 20Jun16	1 - Tile - Floor Tiles - Upgrade 1A - Landing outside of Powder Room Note:
739 20Jun16	1 - Delete standard tiles at Landing Outside of Powder Room Note: From Purchaser's Extras Dated August 11 2015
739 20Jun16	1 - Tile - Floor Tiles - Upgrade 1A - Laundry Room Note:
739 20Jun16	1 - Tile - Floor Tiles - Upgrade 1A - Main Bath Tile Note:
739 20Jun16	1 - Tile - Floor Tiles - Upgrade 1A - Master Bath Deck Note:
739 20Jun16	1 - Tile - Floor Tiles - Upgrade 1A - Master Bath Face Note:
739 20Jun16	1 - Tile - Floor Tiles - Upgrade 1A - Master Bath Tile Note:
739 20Jun16	1 - Master Ensuite Shower - Marble Polished - Bianco Carrara Brick Pattern Mosaic 1" x 2" approx 5 feet from the finish shower floor Note:
739 20Jun16	1 - Master Ensuite Shower -Custom Grout Note:



CONSTRUCTION SUMMARY

Cedar Ridge - Townsgate Homes Inc.

PURCHASERS: RYAN M. NIE and LISA SUPPA

TEL: RES.: 647-281-7646

LOT NUMBER	PHASE	HOUSE TYPE	REG. PLAN #	CLOSING DATE	
27A	1	Cedar Ridge 1 Elev B		07-Apr-16	
INV#	QTY	EXTRA / CHANGE			
739 20Jun16	1 - Main Bathroom - Tub - Custom Grout Note:				
754 03Aug16	1 - Tile - Floor Tiles - Upgrade 2 - Entry NoteIf possible: Grout lines as small as possible				
754 03Aug16	1 - Tile - Floor Tiles - Upgrade 2 - Kitchen/Breakfast NoteIf possible: Grout lines as small as possible				
754 03Aug16	1 - Tile - Floor Tiles - Upgrade 2 - Powder Room NoteIf possible: Grout lines as small as possible				
754 03Aug16	1 - Tile - Floor Tiles - Upgrade 1A - Entry Note: Delete from extras dated June 20 16				
754 03Aug16	1 - Tile - Floor Tiles - Upgrade 1A - Kitchen/Breakfast Note: Delete from extras dated June 20 16				
754 03Aug16	1 - Tile - Floor Tiles - Upgrade 1 - Powder Room Note: Delete from extras dated June 20 16				
754 03Aug16	1 - Upgrade 1A - Landing outside of the Powder Room Note: Delete from extras dated June 20 16				
781 02Sep16	1 - Master Ensuite Shower - delete walls tiles to front & side to top of tub to accommodate frameless glass shower enclosure Note:				

Tiles


739 20Jun16	1 - Tile - Floor Tiles - Upgrade 1A - Powder Room Note:
----------------	---

Trim

507 17Dec15	1 - Familly Room - Install 1/4 round Note: & upper stair landing
781 02Sep16	1 - Optional garage to house door - install trim & hardware Note:

Wood Flooring

398 19Aug15	1 - Hardwood Flooring - Vintage 3 1/4" x 3/4" Oak - Pre-finished - FAMILY ROOM NoteIn lieu of 2 1/4" Natural Finish
781 02Sep16	1 - Upper Stair Landing - install 2 1/4" x 3/4" Oak UNFINISHED Note:
839 17Mar17	1 - Hardwood Flooring - Vintage 3 1/4" x 3/4" Oak - Pre-finished - LOWER LANDING NoteIn lieu of standard 2 1/4" Natural Oak

<div></div> <div>CONSTRUCTION SUMMARY Cedar Ridge - Townsgate Homes Inc.</div>					
PURCHASERS: RYAN M. NIE and LISA SUPPA					TEL: RES.: 647-281-7646
LOT NUMBER 27A	PHASE 1	HOUSE TYPE Cedar Ridge 1 Elev B	REG. PLAN #	CLOSING DATE 07-Apr-16	
INV#	QTY	EXTRA / CHANGE			
839 17Mar17	1 - Hardwood Flooring - Vintage 3 1/4" x 3/4" Oak - Pre-finished - MID LANDING NoteIn lieu of 2 1/4" Natural Oak				

This Document is Extremely Time Sensitive - Printed 20 Mar 17 at 15:29