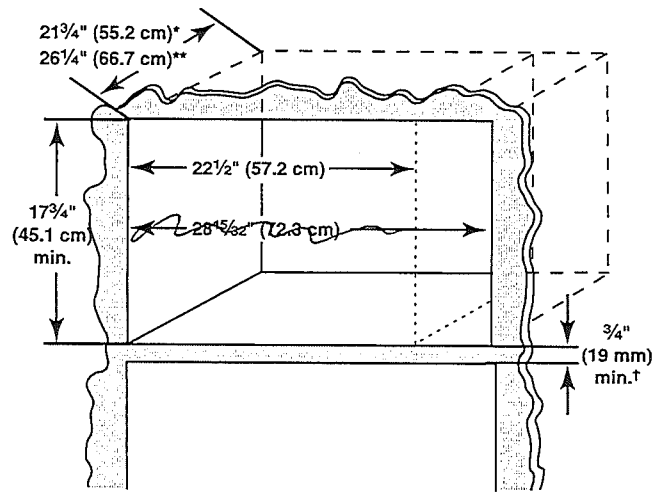


Minimum Cutout Dimensions

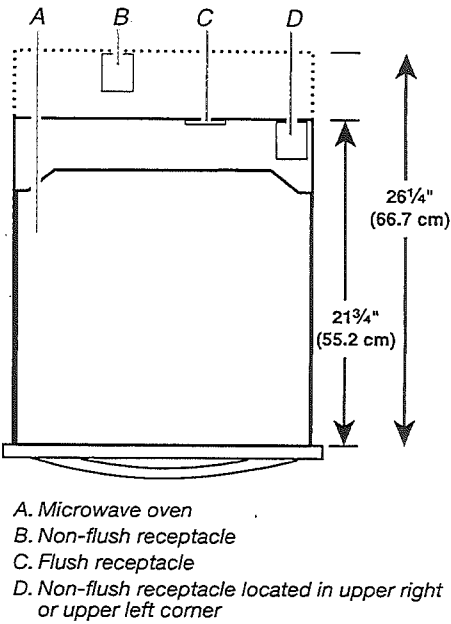
NOTE: Depth dimension may be 21¾" (55.2 cm) with non-flush receptacle only if the receptacle is located in upper right or upper left corner. See "Cutout Top View."



\*With flush receptacle, or with non-flush receptacle located in upper right or upper left corner of cutout.  
\*\*With non-flush receptacle.  
†The minimum distance of ¾" (19 mm) must exist if microwave oven is installed over a heat source (oven, warming drawer, etc.).

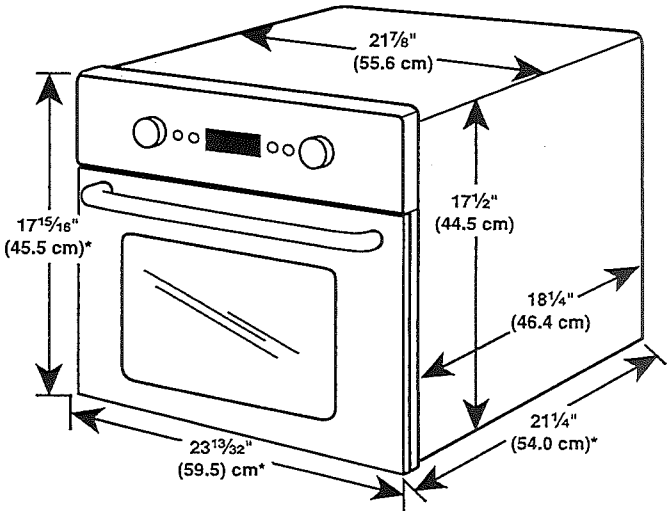
DIMENSION	24" (61.0 CM) INSTALLATION	30" (76.2 CM) INSTALLATION
Width	22½" (57.2 cm) ± 1/32" (1 mm)	26⅝" (72.3 cm) ± 1/16" (2 mm)
Height	Min. 17¾" (45.1 cm) for all installations	
Depth	21¾" (55.2 cm) with flush receptacle, or with non-flush receptacle located in upper right or upper left corner; 26¼" (66.7 cm) with non-flush receptacle	

Cutout Top View



A. Microwave oven  
B. Non-flush receptacle  
C. Flush receptacle  
D. Non-flush receptacle located in upper right or upper left corner

Product Dimensions



\*Measurements include front facing of microwave oven. Depth measurement also includes door handle.

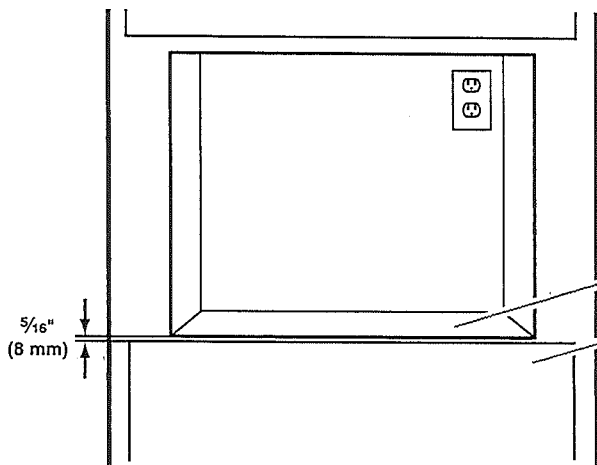
JAN 16 2017  
Lot 35A  
Sutton

## Minimum Dimensions

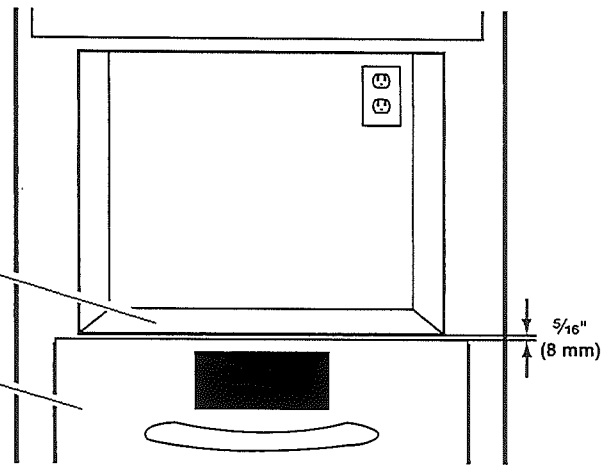
### Minimum Installation Clearances

For proper installation, the following minimum clearances must exist above and below the cutout opening.

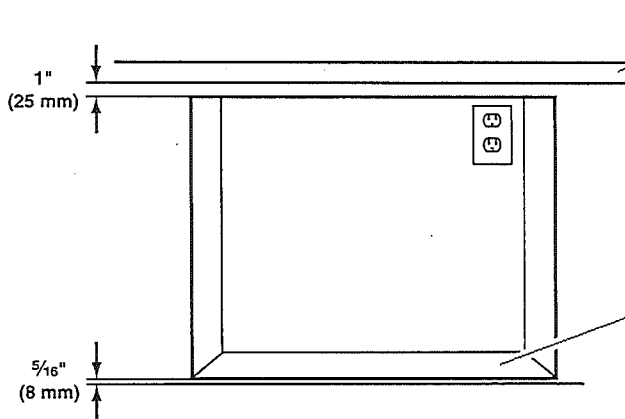
Above Cabinet/Storage Drawer Installation



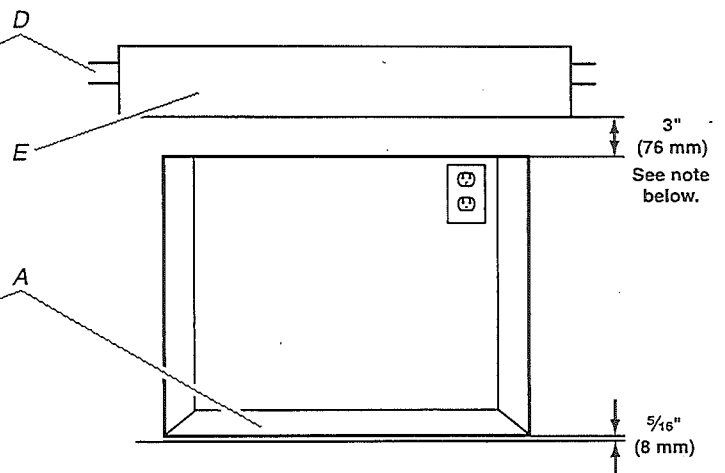
Above Oven/Warming Drawer Installation



Below Counter Installation



Below Built-in Cooktop Installation



A. Cutout floor

B. Cabinet or storage drawer

C. Oven or warming drawer facing (Overlaps lower opening. A minimum distance of 3/4" [19 mm] must exist between cutout floor [A] and lower appliance if microwave oven is installed over heat source.)

D. Countertop

E. Built-in cooktop (non-vented)

**NOTE:** The bottom of the cooktop may be sunk into the counter and lower cabinet. The minimum 3" (7.6 cm) clearance must exist below the lowest point of the cooktop, and there must be no interference between any part of the cooktop (including any gas fittings) and the microwave oven.

JAN 16 2017

Lot 35A  
Sutton

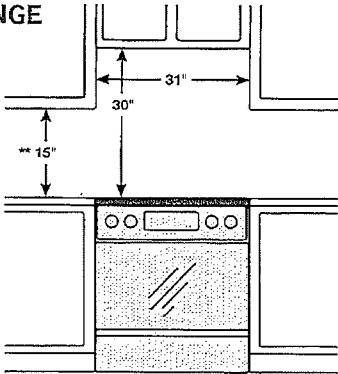
# NX58H9500WS

5.8 cu. ft. Slide-in Gas Range with Intuitive Controls

## INSTALLING YOUR RANGE

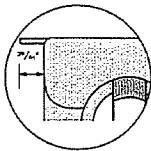
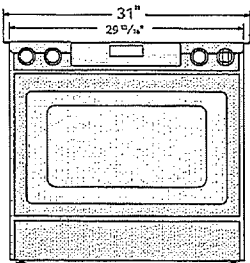
30" minimum clearance between the top of the cooking surface and the bottom of an unprotected wood or metal cabinet; or 24" minimum when the bottom of the wood or metal cabinet is protected by not less than 1/4" flame retardant millboard covered with not less than no.28 MSG sheet steel, 0.015" stainless steel, 0.024" aluminum or 0.020" copper.

\*\* 18" minimum between the countertop and the adjacent cabinet bottom.

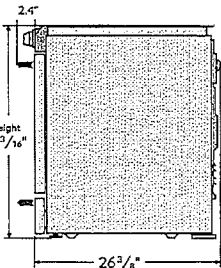


IMPORTANT: To eliminate the risk of burns or fire caused by reaching over heated surface units, cabinet storage space located above the surface units should be avoided. If cabinet storage is to be provided, the risk can be reduced by installing a range hood that projects horizontally a minimum of 5" beyond the bottom of the cabinets.

## Dimensions



Glass cooktop overlaps and sits on top of your kitchen countertop to give a built-in look. Cut out space for the range is 29 13/16".



OCT 21 2016  
Lot 35A  
Sutton

Total Power (BTU)  
57,000 BTU

Power Source  
120 V/60 Hz

Black Enamel 5 Burner Cooktop

- Right Front: 18000 BTU – Dual
- Left Front: 15000 BTU
- Right Rear: 5000 BTU
- Left Rear: 9500 BTU
- Center Rear: 9500 BTU – Oval

Oven

- Bake: 150°F - 550°F
- Convection Bake: 150°F - 550°F
- Bake Burner: 18000 BTU
- Broil Burner: 16000 BTU
- Variable Broil: Low/Hi (375°F - 480°F)
- Convection Roast: 150°F - 550°F
- Sabbath Mode

Warming Drawer

- Capacity: 0.7 cu. ft.
- Heating Performance: 600 W
- Temperature Settings: 3 Level

Warranty

- One (1) Year All Parts and Labor
- Five (5) Years Gas Cooktop

Product Dimensions & Weight (WxHxD)

Actual Oven Dimensions:  
25" x 21 1/8" x 19"

Outside Dimensions:  
29 13/16" x 36 3/16"-37 3/16" (Adjustable) x 26 3/8"

Weight: 202 lbs.

Shipping Dimensions & Weight (WxHxD)

Dimensions:  
32 7/8" x 43 11/16" x 30 1/8"

Weight: 225 lbs.

Color	Model #	UPC Code
Stainless Steel	NX58H9500WS	887276032047

\*Samsung received the highest numerical score for ranges, cooktops and ovens in the proprietary J.D. Power 2014 Kitchen Appliance Study™. Study based on 15,380 total responses measuring 37 ranges, cooktops and oven brands and measures opinions of consumers about their new appliances purchased in the past 24 months. Proprietary study results are based on experiences and perceptions of consumers surveyed in January-March 2014. Your experiences may vary. Visit [jdpower.com](http://jdpower.com).

Actual color may vary. Design, specifications and color availability are subject to change without notice.

Non-metric weights and measurements are approximate.

©2014 Samsung Electronics America, Inc. 85 Challenger Road, Ridgefield Park, NJ 07660. Tel: 800-SAMSUNG, [samsung.com](http://samsung.com)