



<div></div> <div>CONSTRUCTION SUMMARY</div> <div>Cedar Ridge - Townsgate Homes Inc.</div>					
PURCHASERS: GIOVANNI BERRIOS and ERIKA CANIZALES					TEL: RES.: 647-955-9507
LOT NUMBER	PHASE	HOUSE TYPE	REG. PLAN #	CLOSING DATE	
35A	1	Cedar Ridge 5 Elev B		30-Jul-15	
INV#	QTY	EXTRA / CHANGE			
Offer Workshee	GRANITE KITCHEN COUNTER TOP (FROM BUILDERS STANDARD SAMPLES) Note: See Countertop				
Offer Workshee	CENTRAL AIR CONDITIONER (FROM BUILDERS STANDARD SAMPLES) Note: See HVAC				
Offer Workshee	OAK STAIRS (NATURAL FINISH) MAIN FLOOR TO SECOND FLOOR (AS PER PLAN) Note: See Stairs				
Offer Workshee	INTERIOR FRENCH DOOR (SINGLE) IN DEN (AS PER PLAN) Note:				
Offer Workshee	DOUBLE SINKS IN MASTER ENSUITE (AS PER PLAN) Note: See Plumbing				
Offer Workshee	DOUBLE SINKS IN TWIN ENSUITE (AS PER PLAN) Note: See Plumbing				
Offer Workshee	EXTEND CLOSET IN BEDROOM 4 TO FULL WIDTH OF ROOM AND DECREASE SIZE OF HERS WALK IN CLOSET IN MASTER BEDROOM (AS PER SCHEDULE D) Note: See Construction				
Offer Workshee	GAS FIREPLACE (AS PER PLAN) Note: See Fireplace				
Offer Workshee	BREAKFAST BAR WITH GRANITE (FLUSH) AS PER PLAN Note: See Countertop				


<div></div> <div>CONSTRUCTION SUMMARY Cedar Ridge - Townsgate Homes Inc.</div>					
PURCHASERS: GIOVANNI BERRIOS and ERIKA CANIZALES				TEL: RES.: 647-955-9507	
LOT NUMBER 35A	PHASE 1	HOUSE TYPE Cedar Ridge 5 Elev B	REG. PLAN #	CLOSING DATE 30-Jul-15	
INV#	QTY	EXTRA / CHANGE			

Cabinetry

350 12Jan16	1 - Light Valance Board - Matching - Electrical Not Included NoteMLV
350 12Jan16	1 - Cabinetry - Kitchen - Upgrade 1 NoteUpgrade 1
350 12Jan16	1 - Cabinetry - Opt Pantry - Upgrade 1 NoteUpgrade 1
350 12Jan16	1 - Cabinetry Extended Uppers - Kitchen - Upgrade 1 NoteUpgrade 1
350 12Jan16	1 - Cabinetry Extended Uppers - Pantry - Upgrade 1 NoteUpgrade 1
350 12Jan16	1 - Cabinetry - Ensuite - Upgrade 1 NoteUpgrade 1
350 12Jan16	1 - Cabinetry - Ensuite 2 - Upgrade 1 NoteUpgrade 1
350 12Jan16	1 - Kitchen - Add microwave in the opt pantry. NoteTrim kit is required for the microwave by July 30 2015
778 30Aug16	1 - Kitchen - credit std. countertop Note:
778 30Aug16	1 - Master Ensuite - vanity to accommodate extra sink - see sketch Note:
778 30Aug16	1 - Twin Ensuite - install extra std. sink & faucet Note:
778 30Aug16	1 - Twin Ensuite - vanity to accommodate extra sink - see sketch Note:

Cabinetry Extras

350 12Jan16	5 - Cabinetry - Kitchen - Base Cabinetry - Fixed Door - Side of Base or Back (per door) - Upgrade 1 NoteIsland side and back
350 12Jan16	1 - Cabinetry - Kitchen - Base Cabinetry - Folding Door - Upgrade 1 Note:
350 12Jan16	1 - Cabinetry - Kitchen - Base Cabinetry - Pot And Pan Three Drawer - Upgrade 1 NoteBeside the stove. See sketch
350 12Jan16	1 - Cabinetry - Kitchen - Upper Cabinetry - Angle Corner - Upgrade 1 Note:



CONSTRUCTION SUMMARY

Cedar Ridge - Townsgate Homes Inc.


PURCHASERS: GIOVANNI BERRIOS and ERIKA CANIZALES

TEL: RES.: 647-955-9507

LOT NUMBER	PHASE	HOUSE TYPE	REG. PLAN #	CLOSING DATE	
35A	1	Cedar Ridge 5 Elev B		30-Jul-15	
INV#	QTY	EXTRA / CHANGE			
350 12Jan16	1 - Cabinetry - Kitchen - Upper Cabinetry - Deep Taller Cabinet - Upgrade 1 NoteAbove the fridge				
350 12Jan16	1 - Delete upper cabinet above the stove NoteOpening to be 36"				
350 12Jan16	1 - Vanity - Top Drawer (Each) - Upgrade 1 NoteMaster Ensuite. See sketch				
350 12Jan16	1 - Vanity - Top Drawer (Each) - Upgrade 1 NoteTwin Bathroom. See sketch				
350 12Jan16	4 - Cabinetry - Kitchen - Upper Cabinetry - Glass Each - Plain - Upgrade 1 NoteSee sketch				
350 12Jan16	2 - Cabinetry - Kitchen - Upper Cabinetry - Finished Interior Upper - Upgrade 1 NoteSee sketch				
350 12Jan16	2 - Cabinetry - Kitchen - Base Cabinetry - Top Drawer (each) - Upgrade 1 NoteSee sketch				
350 12Jan16	1 - Cabinetry - Kitchen - Base Cabinetry - Top Drawer (each) - Upgrade 1 NoteBeside the bank of drawers. See sketch				

Carpet

350 12Jan16	1 - Oak Stair case carpet runner (bound) Berber - does not include landings - per flight Note:
350 12Jan16	1 - Carpet Upgrade 2 - Master Bedroom - Costa Rica Nylon Berber - Pricing in lieu of standard flooring Note: Upgrade 2
350 12Jan16	1 - Carpet Upgrade 2 - Bedroom 2 - Costa Rica Nylon Berber - Pricing in lieu of standard flooring Note: Upgrade 2
350 12Jan16	1 - Carpet Upgrade 2 - Bedroom 3 - Costa Rica Nylon Berber - Pricing in lieu of standard flooring Note: Upgrade 2
350 12Jan16	1 - Carpet Upgrade 2 - Bedroom 4 - Costa Rica Nylon Berber - Pricing in lieu of standard flooring Note: Upgrade 2
594 16Feb16	1 - Carpet - Upgrade 3 - Bedroom 2 - pricing in lieu of standard flooring - NoteUpgrade 3
594 16Feb16	1 - Carpet - Upgrade 3 - Bedroom 3 - pricing in lieu of standard flooring - Includes Extra Super Underpad NoteUpgrade 3
594 16Feb16	1 - Carpet - Upgrade 3 - Bedroom 4 - pricing in lieu of standard flooring - Includes Extra Super Underpad NoteUpgrade 3



CONSTRUCTION SUMMARY

Cedar Ridge - Townsgate Homes Inc.


PURCHASERS: GIOVANNI BERRIOS and ERIKA CANIZALES

TEL: RES.: 647-955-9507

LOT NUMBER	PHASE	HOUSE TYPE	REG. PLAN #	CLOSING DATE	
35A	1	Cedar Ridge 5 Elev B		30-Jul-15	
INV#	QTY	EXTRA / CHANGE			
594 16Feb16	1	- Carpet - Upgrade 3 - Master Bedroom - pricing in lieu of standard flooring - Includes Extra Super Underpad Note: Upgrade 3			
594 16Feb16	1	- Oak Stair case carpet runner (bound) Berber - does not include landings - per flight - Includes Extra Super Underpad Note:			
594 16Feb16	1	- Delete Carpet - Upgrade 2 - Bedroom 2 - Costa Rica Nylon Berber - Pricing in lieu of standard flooring Note: Dated July 15 2015			
594 16Feb16	1	- Delete Carpet - Upgrade 2 - Bedroom 3 - Costa Rica Nylon Berber - Pricing in lieu of standard flooring Note: Dated July 15 2015			
594 16Feb16	1	- Delete Carpet - Upgrade 2 - Bedroom 4 - Costa Rica Nylon Berber - Pricing in lieu of standard flooring Note: Dated July 15 2015			
594 16Feb16	1	- Delete Carpet - Upgrade 2 - Master Bedroom - Costa Rica Nylon Berber - Pricing in lieu of standard flooring Note: Dated July 15 2015			
594 16Feb16	1	- Delete Oak Stair case carpet runner (bound) Berber - does not include landings - per flight Note: Dated July 15 2015			
778 30Aug16	1	- Upper Stairs - credit std. carpet & pad Note:			

Construction

350 12Jan16	1 - Optional Garage to house door (where grade permits) Note:
350 12Jan16	1 - 8 foot patio sliding door - lieu of standard Note:
778 30Aug16	1 - Bedroom #4 & Master Ensuite - EXTEND CLOSET IN BEDROOM #4 TO FULL WIDTH AND DECREASE SIZE OF HERS WALKIN CLOSET IN MASTER BEDROOM - See Sketch Note:
778 30Aug16	1 - Kitchen - Bulkhead to accommodate taller uppers, taller pantry, deep fridge upper and angled corner cabinet - see sketch Note:
778 30Aug16	1 - Foyer Closet, Main Hall Closet, Den & Powder Room - increase door openings to accommodate 96" high doors Note:
778 30Aug16	1 - Master Ensuite Shower - delete walls too front & side to top of tub to accommodate frameless glass shower enclosure Note:
778 30Aug16	1 - Basement - Rough-in 3 piece bath as per plan Note:
778 30Aug16	1 - Kitchen - 8 ft. Transom above sliding exterior door in leiu of std. 6 ft. Note:

<div></div> <div>CONSTRUCTION SUMMARY Cedar Ridge - Townsgate Homes Inc.</div>					
PURCHASERS: GIOVANNI BERRIOS and ERIKA CANIZALES				TEL: RES.: 647-955-9507	
LOT NUMBER 35A	PHASE 1	HOUSE TYPE Cedar Ridge 5 Elev B	REG. PLAN #	CLOSING DATE 30-Jul-15	
INV#	QTY	EXTRA / CHANGE			

Counter Top

350 12Jan16	1 - Granite - Upgrade 4 - Kitchen Including Breakfast Bar NoteStandard edge undermount sink, single hole faucet
350 12Jan16	1 - Granite Edge - Upgrade Edge Profile 4 cm - Kitchen Including Breakfast Bar - 1/2 inch Bevel NoteUpgrade Edge Profile 4 cm
778 30Aug16	1 - Kitchen - Flush Breakfast Bar Note:

Counter Top - Accessories


350 12Jan16	1 - Kitchen Counter - Cut-outs - Slide In Stove Condition (from a free standing range) Note:
----------------	---

Doors Interior

350 12Jan16	6 - 96" 2-panel square - per door NoteIn lieu of standard height doors
350 12Jan16	1 - Delete French Door to the Den. NoteAs per sale agreement

Electrical

350 12Jan16	1 - Cable - additional rough-in NoteBedroom 2. See sketch
350 12Jan16	1 - Cable - additional rough-in NoteDen approx 5 1/2" feet from the finish door . See sketch
350 12Jan16	1 - Receptacle on existing circuit NoteApprox 5 1/2 feet from the finish floor in the den, beside the cable rough-in
350 12Jan16	1 - Receptacle on existing circuit NoteApprox 16" above the fireplace, beside the cable rough-in
350 12Jan16	1 - Valance Lighting - Fluorescent NoteUpgrade
350 12Jan16	1 - Capped ceiling light on existing switch NoteKitchen- Above the island. See sketch
350 12Jan16	1 - Relocate the standard light in the kitchen to above the island. NoteSee sketch
350 12Jan16	2 - Light box above vanity sink in lieu of standard NoteMaster Ensuite above the sinks. See sketch
350 12Jan16	2 - Light box above vanity sink in lieu of standard NoteTwin Bathroom above the sinks. See sketch



CONSTRUCTION SUMMARY

Cedar Ridge - Townsgate Homes Inc.

PURCHASERS: GIOVANNI BERRIOS and ERIKA CANIZALES

TEL: RES.: 647-955-9507

LOT NUMBER	PHASE	HOUSE TYPE	REG. PLAN #	CLOSING DATE	
35A	1	Cedar Ridge 5 Elev B		30-Jul-15	
INV#	QTY	EXTRA / CHANGE			
350 12Jan16	1 - Light box above vanity sink in lieu of standard NoteEnsuite two. above the sink. See sketch				
350 12Jan16	1 - Light box above vanity sink in lieu of standard NotePowder Room, above the sink. See sketch				
350 12Jan16	1 - Light - relocate within a room NoteCenter in the dining/living room. See sketch				
350 12Jan16	1 - Receptacle on separate circuit NoteMicrowave in the opt pantry				
778 30Aug16	1 - Kitchen - Install 120 v plug for gas stove Note:				

Fireplace

350 12Jan16	1 - Surround - 3pc Marble Note:
778 30Aug16	1 - Family Room - install std. gas fireplace with std. paint grade mantle Note:

Glass and Mirror

350 12Jan16	1 - Glass Enclosure - 10mm clear tempered glass - glass support with a U channel NoteMaster Ensuite
350 12Jan16	1 - Handle - 6" "D" hardware in lieu of knob - chrome NoteMaster ensuite shower door

HVAC


350 12Jan16	1 - Rough-In Gas line (interior) for stove including 120v electrical plug Note:
778 30Aug16	1 - Install Central Air Conditioner Note:

Paint and Stain

350 12Jan16	1 - Stain Stairs - price is per floor Note:
778 30Aug16	1 - Family Room - paint mantle white Note:

Plumbing

350 12Jan16	1 - Plumbing - Rough-in water line to fridge Note:
----------------	---



CONSTRUCTION SUMMARY

Cedar Ridge - Townsgate Homes Inc.

PURCHASERS: GIOVANNI BERRIOS and ERIKA CANIZALES

TEL: RES.: 647-955-9507

LOT NUMBER	PHASE	HOUSE TYPE	REG. PLAN #	CLOSING DATE	
35A	1	Cedar Ridge 5 Elev B		30-Jul-15	
INV#	QTY	EXTRA / CHANGE			
350 12Jan16	1 - Kitchen - Faucet 2 - Riobel Pronto #PO101C Single Lever Single Hole - Flexible 2 Jet Spout - Chrome Note:				
350 12Jan16	1 - Kitchen - Sink Undermount Double Rectangular Bowls with Ledge 8" Deep 1 Hole Drillings - Stainless Steel - Kindred Queen #QDLF2031/8 (20 9/16/16" x 31 1/4" x 8") Note:				
350 12Jan16	1 - Optional 3 pc rough-in (as per plan) Note:				
778 30Aug16	1 - Master Ensuite - install extra std. sink & faucet Note:				
890 25Jan17	1 - Twin Ensuite - install extra std. sink & faucet Note:				

Railing


350 12Jan16	1 - Sample B - 1 3/4" Fenmar spindles - OAK 3" x 1 3/4" Large oval handrail - OAK 3 1/2" Fenmar newel posts with a ball top - OAK Note:
594 16Feb16	1 - Sample D (OAK)- 1-3/4" Standard #1 spindles - OAK 3"x 1-3/4" Traditional (profile#13) handrail -OAK 3-1/2" Plain Square newel posts with a decorative cap - OAK Note:
594 16Feb16	1 - Delete - Sample B - 1 3/4" Fenmar spindles - OAK 3" x 1 3/4" Large oval handrail - OAK 3 1/2" Fenmar newel posts with a ball top - OAK Note: Item 56 dated July 15 2015

Stairs

778 30Aug16	1 - Main to 2nd Floor - Upgrade stairs to oak Note:
----------------	--

Tile

350 12Jan16	1 - Delete all ceramic accessories throughout Note:
350 12Jan16	1 - Tile - Floor Tiles - Upgrade 2 - Entry Note:
350 12Jan16	1 - Tile - Floor Tiles - Upgrade 2 - Kitchen/Breakfast Note:
350 12Jan16	1 - Tile - Floor Tiles - Upgrade 1 - Garage Entry Note:
350 12Jan16	1 - Tile - Floor Tiles - Upgrade 1 - Powder Room Note:
594 16Feb16	1 - Tile - Floor Tiles - Upgrade 2 - Master Bath Tile Floor, Skirt, Deck and Splash Note:



CONSTRUCTION SUMMARY

Cedar Ridge - Townsgate Homes Inc.

PURCHASERS: GIOVANNI BERRIOS and ERIKA CANIZALES

TEL: RES.: 647-955-9507

LOT NUMBER	PHASE	HOUSE TYPE	REG. PLAN #	CLOSING DATE	
35A	1	Cedar Ridge 5 Elev B		30-Jul-15	

INV#	QTY	EXTRA / CHANGE
594	1	Tiles installed in a brick patter - Master Bath Tile Floor, Skirt, Deck and Splash
16Feb16		Note:
778	1	Master Ensuite Shower - credit wall tiles to front & side to top of tub to accommodate frameless glass shower enclosure
30Aug16		Note:

Trim

350	1 - Column - Square - Full - Flutted - in lieu of standard - price per				
12Jan16	NoteDining Room				
350	1 - Column - Square - on 1/2 wall - flutted - in lieu of standard - price per				
12Jan16	NoteDining Room				
350	1 - Column - Square - on 1/2 wall - flutted in lieu of standard - price per				
12Jan16	NoteFamily Room				
778	1 - Optional Garage to House Door - install trim & hardware				
30Aug16	Note:				

Windows

350	1 - Transom - 8 foot - above sliding exterior doors				
12Jan16	NoteIn lieu of standard 6' transom				

This Document is Extremely Time Sensitive - Printed 25 Jan 17 at 14:01