
		<b>CONSTRUCTION SUMMARY</b> <b>Cedar Ridge - Townsgate Homes Inc.</b>			
<b>PURCHASER:</b> KIRAN KUMAR				<b>TEL:</b> RES.: 647-403-2687	

LOT NUMBER	PHASE	HOUSE TYPE	REG. PLAN #	CLOSING DATE	
14A	1	Cedar Ridge 1 Elev C		12-Feb-15	

INV#	QTY	EXTRA / CHANGE
------	-----	----------------

Offer Workshee	GRANITE KITCHEN COUNTER TOP (FROM BUILDERS STANDARD SAMPLES) Note: <b>See Countertop</b>
Offer Workshee	5 APPLIANCE PACKAGE - INCLUDES STAINLESS STEEL: FRIDGE, STOVE, BUILT IN DISHWASHER AND WHITE: CLOTHES WASHER/DRYER (FROM BUILDERS STANDARD SAMPLES) Note:
Offer Workshee	GAS FIREPLACE (AS PER PLAN) Note: <b>See Fireplace</b>
Offer Workshee	OAK STAIRS (NATURAL FINISH) MAIN FLOOR TO SECOND FLOOR (AS PER PLAN) Note: <b>See Stairs</b>
Offer Workshee	GARAGE DOOR TO HOUSE (WHERE GRADE PERMITS) (AS PER PLAN) Note: <b>See Construction</b>
Offer Workshee	BREAKFAST BAR WITH GRANITE (FLUSH) AS PER PLAN Note: <b>See Countertop</b>
Offer Workshee	<del>2 1/4 INCH x 3/4 INCH NATURAL OAK HARDWOOD FLOORING IN FAMILY ROOM - AS PER PLAN (FROM BUILDERS STANDARD SAMPLES)</del> Note: <b>See Wood Flooring</b>

<div><div></div><div><div>CONSTRUCTION SUMMARY</div><div>Cedar Ridge - Townsgate Homes Inc.</div></div></div> <div><div>PURCHASER: KIRAN KUMAR</div><div>TEL: RES.: 647-403-2687</div></div>					
LOT NUMBER	PHASE	HOUSE TYPE	REG. PLAN #	CLOSING DATE	
14A	1	Cedar Ridge 1 Elev C		12-Feb-15	
INV#	QTY	EXTRA / CHANGE			

Cabinetry

347 26May15	1 - Light Valance Board - Matching - Electrical Not Included NoteMLV
347 26May15	1 - Cabinetry Extended Uppers - Kitchen - Upgrade 3 Note:
347 26May15	1 - Cabinetry - Kitchen - Upgrade 3 Note:
386 18Jun15	1 - Credit std. kitchen countertop - Granite by other Note:
386 18Jun15	1 - Master Ensuite vanity to accommodate extra sink Note:

Cabinetry Extras

347 26May15	1 - Kitchen - Shorten cabinet above for future microwave over the range including electrical inside of cabinet – Purchasers responsibility to supply and install after closing Note:
347 26May15	1 - Cabinetry - Kitchen - Base Cabinetry - Bank of Drawers - 4 - Upgrade 3 NoteBeside the stove. See sketch
347 26May15	1 - Cabinetry - Kitchen - Upper Cabinetry - Deep Fridge Upper w/ Gable - Upgrade 3 Note:
347 26May15	1 - Vanity - Top Drawer (Each) - Standard NoteMaster Ensuite
347 26May15	1 - Cabinetry - Kitchen - Hardware - Including Bank of Drawers - Upgrade 1 NoteIncludes the extra bank of drawers

Carpet


386 18Jun15	1 - Credit std. carpet & pad on upper stairs & family room Note:
----------------	---

Construction

386 18Jun15	1 - Optional Garage to House Door Note:
838 04Jan17	1 - Install Opt Door from garage to house. Purchaser is aware a deck (landing) will be install in the garage with stairs due to grading. Note:

Counter Top

347 26May15	1 - Granite - Upgrade 1 - Kitchen Including Breakfast Bar NoteIn lieu of standard granite Undermount sink with single hole faucet Standard edge
----------------	--

<div></div> <div><b>CONSTRUCTION SUMMARY</b> <b>Cedar Ridge - Townsgate Homes Inc.</b></div>					
<b>PURCHASER:</b> KIRAN KUMAR				<b>TEL:</b> RES.: 647-403-2687	

LOT NUMBER	PHASE	HOUSE TYPE	REG. PLAN #	CLOSING DATE	
14A	1	Cedar Ridge 1 Elev C		12-Feb-15	
INV#	QTY	EXTRA / CHANGE			
386	1	See Plumbing for faucet & undermount sink and SOAP DISPENCER specs			
18Jun15	Note:				

Electrical

347	1	Receptacle on existing circuit
26May15	Note:	Approx 16" above the fireplace in the family room (beside the cable rough-in)
386	1	Install Plug for future mico/hood fan - purchaser to install appliance after closing
18Jun15	Note:	

Fireplace

386	1	Gas Fireplace in Family Room - as per plan- with std. PF1 Box Mantle - paint grade unfinished
18Jun15	Note:	

Paint and Stain

347	1	Stain Stairs - price is per floor
26May15	Note:	<b>Colour to match pre-finished hardwood flooring</b>
386	1	Paint Fireplace Mantle White
18Jun15	Note:	
386	1	Paint 1/4 round where hardwood is laid - see Wood Flooring for location
18Jun15	Note:	

Plumbing

347	1	Extra sink in existing vanity with standard faucet (requires min 5 foot vanity)
26May15	Note:	Master Ensuite
347	1	Kitchen - Sink - Undermount 1-1/2 Bowl (Large 9"deep, Small 8"Deep on right) Stainless Steel - Franke Concerto #NCX160-29RH (31-1/2"x20-5/8"x9")
26May15	Note:	
347	1	Kitchen- Moen Brantford High-Arc kitchen faucet with pull-down spout Model 7185SRS
26May15	Note:	Single hole, delete the plate
347	1	Kitchen- Soap Dispenser Model 3944SRS
26May15	Note:	Install on the left side of the sink. See sketch


Railings

347	1	Upgrade 1 - 1 3/4 inch colonial oak pickets, 3 inch x 1 3/4 inch oval oak handrail - 3 1/2 inch colonial with ball top oak post
26May15	Note:	

Stairs

386	1	Oak Stairs - main to 2nd floor
18Jun15	Note:	

Tile



CONSTRUCTION SUMMARY

Cedar Ridge - Townsgate Homes Inc.

PURCHASER: KIRAN KUMAR

TEL: RES.: 647-403-2687

LOT NUMBER	PHASE	HOUSE TYPE	REG. PLAN #	CLOSING DATE	
14A	1	Cedar Ridge 1 Elev C		12-Feb-15	
INV#	QTY	EXTRA / CHANGE			
347 26May15	1 - Delete all ceramic accessories throughout Note:				
347 26May15	1 - Tile - Floor Tiles - Upgrade 2 - Kitchen/Breakfast Note:				
347 26May15	1 - Tile - Floor Tiles - Upgrade 2 - Entry Note:				
838 04Jan17	1 - Podwer Room - 2nd upgrade floor tile Note:				

Trim

347 26May15	1 - Trim - Upgrade 1- 1in. x 3in. colonial backband casing, 1/2in. x 5 1/4in. colonial baseboard Note:				
386 18Jun15	1 - Optional Garage to House door - install trim & hardware Note:				
386 18Jun15	1 - Install 1/4 round where hardwood is laid- see Wood Flooring Note:				

Wood Flooring

347 26May15	1 - Hardwood Flooring - Vintage 3 1/4" x 3/4" Oak - Pre-finished - FAMILY ROOM NoteIn lieu of 2 1/4" natural finish				
----------------	--	--	--	--	--

This Document is Extremely Time Sensitive - Printed 10 Jan 17 at 12:02