		CONSTRUCTION SUMMARY Cedar Ridge - Townsgate Homes Inc.			
PURCHASERS: WILLIAM ANGLISS and JULIE ANGLISS				TEL: RES.: 416-303-5001	

LOT NUMBER	PHASE	HOUSE TYPE	REG. PLAN #	CLOSING DATE	
13A	1	Cedar Ridge 5 Elev B		30-Jul-15	

INV#	QTY	EXTRA / CHANGE
------	-----	----------------

Offer Workshee	CENTRAL AIR CONDITIONER (FROM BUILDERS STANDARD SAMPLES) Note: See HVAC
-------------------	--------------------------------------------------------------------------------------


Offer Workshee	GRANITE KITCHEN COUNTER TOP (FROM BUILDERS STANDARD SAMPLES) Note: See Countertop
-------------------	------------------------------------------------------------------------------------------------

Offer Workshee	2 1/4 INCH x 3/4 INCH NATURAL OAK HARDWOOD FLOORING IN FAMILY ROOM -- AS PER PLAN (FROM BUILDERS STANDARD SAMPLES) Note: See Wood Flooring
-------------------	--------------------------------------------------------------------------------------------------------------------------------------------------------------------

Offer Workshee	3 PC ROUGH-IN FOR FUTURE 3 PC BATH IN BASEMENT (AS PER PLAN) Note: See Construction & Plumbing
-------------------	-----------------------------------------------------------------------------------------------------------------

Offer Workshee	GARAGE DOOR TO HOUSE (WHERE GRADE PERMITS) (AS PER PLAN) Note: See Construction
-------------------	----------------------------------------------------------------------------------------------

Offer Workshee	BREAKFAST BAR WITH GRANITE (FLUSH) AS PER PLAN Note: See Countertop
-------------------	----------------------------------------------------------------------------------


<div></div> <div><div>CONSTRUCTION SUMMARY</div><div>Cedar Ridge - Townsgate Homes Inc.</div></div>					
PURCHASERS: WILLIAM ANGLISS and JULIE ANGLISS				TEL: RES.: 416-303-5001	
LOT NUMBER	PHASE	HOUSE TYPE	REG. PLAN #	CLOSING DATE	
13A	1	Cedar Ridge 5 Elev B		30-Jul-15	
INV#	QTY	EXTRA / CHANGE			

Cabinetry

288 22May15	1 - Crown Moulding Note:TCC
288 22May15	1 - Light Valance Board - Matching - Electrical Not Included Note:SLV
410 10Jul15	1 - Credit std. kitchen countertop - granite by other Note:
410 10Jul15	1 - Ensuite 2 - vanity to accommodate extra sink Note: Twin Ensuite - Vanity to accommodate extra sink

Cabinetry Extras

288 22May15	1 - Vanity - Bank of Drawers (3) - Standard Note:Master Ensuite
288 22May15	1 - Vanity - Bank of Drawers (3) - Standard Note:Master Ensuite
288 22May15	1 - Vanity - Bank of Drawers (3) - Standard Note:Twin Ensuite
288 22May15	1 - Cabinetry - Kitchen - Base Cabinetry - Folding Door - Standard Note:
288 22May15	1 - Cabinetry - Kitchen - Base Cabinetry - Sink Tilt Fronts (per tray) - Standard Note:
288 22May15	1 - Cabinetry - Kitchen - Base Cabinetry - Slide Out Garbage Bin - Grey 2 Bins - doors mounted - only available with BF18 - Standard Note:Kitchen Island
288 22May15	2 - Cabinetry - Kitchen - Base Cabinetry - Top Drawer (each) - Standard Note:One long top drawer beside the stove. See sketch
288 22May15	1 - Cabinetry - Kitchen - Hardware - Soft Close Doors and Bank of Drawers - Standard Note:
288 22May15	1 - Cabinetry - Kitchen - Upper Cabinetry - Angle Corner - Standard Note:
288 22May15	1 - Cabinetry - Kitchen - Upper Cabinetry - Deep Fridge Upper w/ Gable - Standard Note:
288 22May15	1 - Kitchen - Shorten cabinet above for future microwave over the range including electrical inside of cabinet – Purchasers responsibility to supply and install after closing Note:



CONSTRUCTION SUMMARY

Cedar Ridge - Townsgate Homes Inc.

PURCHASERS: WILLIAM ANGLISS and JULIE ANGLISS

TEL: RES.: 416-303-5001

LOT NUMBER	PHASE	HOUSE TYPE	REG. PLAN #	CLOSING DATE	
13A	1	Cedar Ridge 5 Elev B		30-Jul-15	
INV#	QTY	EXTRA / CHANGE			
288	1	Kitchen - Upper cabinet			
22May15	Note	Beside the upper angle cabinet cabinet will be approx 9".			

Carpet

410	1	Credit std. carpet & pad on upper stairs & living/dinind room			
10Jul15	Note:				

Construction


288	1	Delete the water closet. Enlarge the walk in closet (using the space from the water closet)			
22May15	Note	See sketch			
		Master Ensuite - See Sketch			
288	1	Delete the door opening from the den. Add a framed opening to accommodate future double doors (doors size will be approx 30" each)			
22May15	Note	See sketch			
339	1	Side door w/ exterior light (where grade permits)			
22May15	Note	From the garage to the exterior.			
410	1	Rough-in 3 piece bath in basement (as per plan)			
10Jul15	Note:				
410	1	Garage Door to House (as per plan)			
10Jul15	Note:				
410	1	Add a drain with a liner and curb to house washer/dryer & tub on 2nd floor laundry room			
10Jul15	Note:				
410	1	Upgrade 2 windows in basement to (36 x 20) - see sketch			
10Jul15	Note:				

Counter Top

288	1	Granite - Upgrade 2 - Kitchen Including Breakfast Bar			
22May15	Note	In lieu of level 1 granite			
		Standard edge			
		Undermount sink with single hole faucet			

Electrical

288	1	Receptacle on existing circuit			
22May15	Note	Family Room above the fireplace beside cable rough-in approx 16" above the mantle. See sketch			
288	1	Valance Lighting - LED Ribbon			
22May15	Note	Kitchen			
288	1	Receptacle on existing circuit			
22May15	Note	Master Ensuite approx 5 feet from the finish floor beside the cable rough-in. See sketch			
288	1	Surge Protector 80KW mounted outside of panel - also protects phone and cable			
22May15	Note:				



CONSTRUCTION SUMMARY

Cedar Ridge - Townsgate Homes Inc.

PURCHASERS: WILLIAM ANGLISS and JULIE ANGLISS

TEL: RES.: 416-303-5001

LOT NUMBER	PHASE	HOUSE TYPE	REG. PLAN #	CLOSING DATE	
13A	1	Cedar Ridge 5 Elev B		30-Jul-15	
INV#	QTY	EXTRA / CHANGE			
288 22May15	1 - 200 amp service Note:				
288 22May15	1 - Sweep Vac Rough-in in cabinet base complete with finished cover plate NoteUnder the sink in the kitchen. See sketch				
410 10Jul15	1 - Plug for micro/hood fan inside upper cabinet above stove - purchaser to install appliance after closing Note:				

Fireplace

288 22May15	1 - Optional Fireplace (interior & corner) with standard traditional style painted mantel NoteFamily Room
----------------	--------------------------------------------------------------------------------------------------------------

Glass and Mirror

288 22May15	1 - Shower Door - Maax framed pivot door in clear glass NoteMaster Ensuite shower
----------------	--------------------------------------------------------------------------------------

HVAC


288 22May15	1 - Rough-In Gas line for BBQ (Exterior) NoteSee sketch
288 22May15	1 - Upgrade to Humidifier Note:
410 10Jul15	1 - Central Air Conditioner Note:

Paint and Stain

288 22May15	1 - Stain Stairs - price is per floor NoteRailing
410 10Jul15	1 - Paint Fireplace Mantle Note:
410 10Jul15	1 - Paint 1/4 round where hardwood is laid - see Wood Flooirng for location Note:

Plumbing

288 22May15	1 - Extra sink in existing vanity with standard faucet (requires min 5 foot vanity) Note: Ensuite 2. See sketch Twin Ensuite - see sketch
288 22May15	1 - Plumbing - Rough-in water line to fridge Note:
288 22May15	1 - Kitchen - Faucet 2 - Riobel Pronto #PO101C Single Lever Single Hole - Flexible 2 Jet Spout - Chrome Note:

<div></div> <div>CONSTRUCTION SUMMARY Cedar Ridge - Townsgate Homes Inc.</div>					
PURCHASERS: WILLIAM ANGLISS and JULIE ANGLISS				TEL: RES.: 416-303-5001	

LOT NUMBER	PHASE	HOUSE TYPE	REG. PLAN #	CLOSING DATE	
13A	1	Cedar Ridge 5 Elev B		30-Jul-15	
INV#	QTY	EXTRA / CHANGE			
288 22May15	1 - Kitchen - Sink 5 - Kindred Reginox #ND1931U/9 (17 3/4" x 31 1/4" x 9") Undermount 2 bowl 9" Deep - Satin Finish - Stainless Steel Note:				
339 22May15	1 - Add a drain with a liner and curb to house the washer/dryer and tub in the laundry room. Appliance depth can not exceed 28". Note:				
410 10Jul15	1 - 3 piece rough-in bath in basement (as per plan) Note:				
859 04Jan17	1 - Twin Ensuite - 1 Extra sink in existing vanity with standard faucet (requires min 5 foot vanity) Note:				

Stairs

288 22May15	1 - Oak Stairs (natural finish) per floor Note:
----------------	-----------------------------------------------------------

Tile

288 22May15	1 - Delete all ceramic accessories throughout Note:
288 22May15	1 - Grout - Custom grout in the kitchen/breakfast Note:
288 22May15	1 - Backsplash Tiles - above countertop and Stove - Upgrade 4 - Backsplash Note:

Trim


410 10Jul15	1 - Optional Garage to House Door- install trim & hardware Note:
410 10Jul15	1 - Optional Garage Side Door to Exterior - supply hardware Note:
410 10Jul15	1 - Install 1/4 round where hardwood is laid - see wood flooring for location Note:
411 10Jul15	1 - Delete Door Opening in Den - credit, trim opening between family room & den Note:

Windows

288 22May15	2 - Upgrade windows in basement to (36x20) each - Purchaser acknowledges that window wells may be required for grading purposes NoteSee sketch
----------------	----------------------------------------------------------------------------------------------------------------------------------------------------------

Wood Flooring

288 22May15	1 - Hardwood Flooring - Vintage 5" x 3/4" Oak Handscape Eng - Pre-finished - LIVING/ DINING ROOM NoteIn lieu of 2 1/4" natural hardwood from the family room
----------------	------------------------------------------------------------------------------------------------------------------------------------------------------------------------



CONSTRUCTION SUMMARY

Cedar Ridge - Townsgate Homes Inc.

PURCHASERS: WILLIAM ANGLISS and JULIE ANGLISS

TEL: RES.: 416-303-5001

LOT NUMBER	PHASE	HOUSE TYPE	REG. PLAN #	CLOSING DATE	
13A	1	Cedar Ridge 5 Elev B		30-Jul-15	

INV#	QTY	EXTRA / CHANGE
------	-----	----------------

This Document is Extremely Time Sensitive - Printed 4 Jan 17 at 15:37