



<div><div></div><div><div>CONSTRUCTION SUMMARY</div><div>Cedar Ridge - Townsgate Homes Inc.</div></div></div> <div><div>PURCHASERS: LESLEE SAVAGE and SCOTT SAVAGE</div><div>TEL: RES.: 905-960-7467</div></div>					
LOT NUMBER	PHASE	HOUSE TYPE	REG. PLAN #	CLOSING DATE	
Block 38A-5	1	Woodbine 4 Int Elev B		30-Nov-15	
INV#	QTY	EXTRA / CHANGE			
Offer	GAS FIREPLACE (AS PER PLAN)				
Workshee	Note: See Fireplace				
Offer	GRANITE KITCHEN COUNTER TOP (FROM BUILDERS STANDARD SAMPLES)				
Workshee	Note: See Countertop				
Offer	GARAGE DOOR TO HOUSE (WHERE GRADE PERMITS) (AS PER PLAN)				
Workshee	Note: See Construction				
Offer	5 APPLIANCE PACKAGE - INCLUDES STAINLESS STEEL: FRIDGE, STOVE, BUILT IN DISHWASHER AND WHITE: CLOTHES WASHER/DRYER (FROM BUILDERS STANDARD SAMPLES)				
Workshee	Note:				
Offer	BREAKFAST BAR WITH GRANITE (FLUSH) AS PER PLAN				
Workshee	Note: See Countertop				
Offer	INCLUDE CERAMIC TILES (FROM BUILDERS STANDARD SAMPLES) IN MAIN FLOOR HALLWAY FROM FOYER TO KITCHEN (AS PER SCHEDULE D).				
Workshee	Note: See Tile				
Offer	3 PC ROUGH-IN FOR FUTURE 3 PC BATH IN BASEMENT (AS PER PLAN)				
Workshee	Note: See construction & Plumbing				
Offer	2 1/4 INCH x 3/4 INCH STAINED OAK HARDWOOD FLOORING IN FAMILY ROOM AND DINING ROOM - AS PER PLAN (FROM BUILDERS STANDARD SAMPLES)				
Workshee	Note: See wood flooring				



CONSTRUCTION SUMMARY

Cedar Ridge - Townsgate Homes Inc.

PURCHASERS: LESLEE SAVAGE and SCOTT SAVAGE

TEL: RES.: 905-960-7467

LOT NUMBER	PHASE	HOUSE TYPE	REG. PLAN #	CLOSING DATE	
Block 38A-5	1	Woodbine 4 Int Elev B		30-Nov-15	

INV#	QTY	EXTRA / CHANGE
------	-----	----------------

Cabinetry

303 19Mar15	1 - Light Valance Board - NO Electrical Included NoteLight
437 24Jul15	1 - Credit std. kitchen countetop - granite by other Note:

Cabinetry Extras

303 19Mar15	1 - Cabinetry - Kitchen - Upper Cabinetry - Angle Corner - Standard Note:
----------------	--

Carpet

435 24Jul15	1 - Credit std. Carpet & pad in main hall, family room & dining room Note:
----------------	---

Construction

435 24Jul15	1 - Garage to House Door (where grade permits) as per plan Note:
435 24Jul15	1 - 3 piece rough-in bath in basement as per plan Note:

Counter Top

303 19Mar15	1 - Granite - Standard - Kitchen Including Breakfast Bar Note: Flush BB, with Undermount sink & single hole faucet
----------------	---

Counter Top - Accessories

303 19Mar15	1 - Kitchen Sink Undermount Double Rectangular Bowls with Ledge 8" Deep 1 Holes Drillings - Stainless Steel - Kindred Queen- #QDLF2031/8 (20 9/16/16" x 31 1/4" x 8") Note: See Plumbing
----------------	--

Electrical

303 19Mar15	1 - Receptacle on existing circuit NoteFamily Room - approx 16" above the fireplace mantle, beside the cable rough-in. See sketch
----------------	--


Fireplace

435 24Jul15	1 - Gas Fireplace in Family Room with mantle - as per plan Note:
----------------	---

Paint and Stain

303 19Mar15	1 - Stain Railing, Post and Pickets Note:
435 24Jul15	1 - Paint Fireplace Mantle White Note:

Plumbing

<div></div> <div>CONSTRUCTION SUMMARY Cedar Ridge - Townsgate Homes Inc.</div>					
PURCHASERS: LESLEE SAVAGE and SCOTT SAVAGE				TEL: RES.: 905-960-7467	

LOT NUMBER	PHASE	HOUSE TYPE	REG. PLAN #	CLOSING DATE	
Block 38A-5	1	Woodbine 4 Int Elev B		30-Nov-15	
INV#	QTY	EXTRA / CHANGE			
303 19Mar15	1 - Kitchen- Riobel kitchen faucet PRONTO single hole dule spray pull-out PO101C NoteChrome finish				
435 24Jul15	1 - 3 piece rough-in bath in basement as per plan Note:				
435 24Jul15	1 - Kitchen - Sink Undermount Double Rectangular Bowls with Ledge 8" Deep 1Holes Drillings - Stainless Steel - Kindred Queen #QDLF2031/8 (20 9/16/16" x 31 1/4" x 8") Note:				

Tile

303 19Mar15	1 - Delete all ceramic accessories throughout Note:				
436 24Jul15	1 - Install tile in main hall - see sketch Note:				

Trim

303 19Mar15	1 - Trim - Upgrade 2 - 1in. x 3in. colonial backband casing, 1/2in. x 5 1/4in. colonial baseboard NoteUpgrade 2				
435 24Jul15	1 - Install 1/4 round in main hall Note: also in family room & dining room				

Wood Flooring

303 19Mar15	1 - Hardwood Flooring - Vintage 3 1/4" x 3/4" Oak - Pre-finished - FAMILY ROOM NoteIn lieu of standard 2 1/4" stained hardwood				
303 19Mar15	1 - Hardwood Flooring - Vintage 3 1/4" x 3/4" Oak - Pre-finished - DINING ROOM NoteIn lieu of standard 2 1/4" stained hardwood				

This Document is Extremely Time Sensitive - Printed 24 Jul 15 at 12:22