

CONSTRUCTION SUMMARY

Cedar Ridge - Townsgate Homes Inc.


PURCHASER: LESLI QUINN

TEL: RES.: 905-967-3641

LOT NUMBER	PHASE	HOUSE TYPE	REG. PLAN #	CLOSING DATE	
Block 38A-2	1	Woodbine 3 Elev B		15-Apr-15	

INV#	QTY	EXTRA / CHANGE
------	-----	----------------

Offer Workshee	GRANITE KITCHEN COUNTER TOP (FROM BUILDERS STANDARD SAMPLES) Note: <b>See Countertop</b>
Offer Workshee	CENTRAL AIR CONDITIONER (FROM BUILDERS STANDARD SAMPLES) Note: <b>See HVAC</b>
Offer Workshee	GARAGE DOOR TO HOUSE (WHERE GRADE PERMITS) (AS PER PLAN) Note: <b>See Construction</b>
Offer Workshee	GAS FIREPLACE (AS PER PLAN) Note: <b>See Fireplace</b>
Offer Workshee	BREAKFAST BAR WITH GRANITE (FLUSH) AS PER PLAN Note: <b>See Countertop</b>
Offer Workshee	GAS LINE (INTERIOR) FOR STOVE INCLUDING ELECTRIC (AS PER PLAN) Note: <b>See HVAC</b>

<div><div></div><div><div>CONSTRUCTION SUMMARY</div><div>Cedar Ridge - Townsgate Homes Inc.</div></div></div> <div><div>PURCHASER: LESLI QUINN</div><div>TEL: RES.: 905-967-3641</div></div>					
--	--	--	--	--	--

LOT NUMBER	PHASE	HOUSE TYPE	REG. PLAN #	CLOSING DATE	
Block 38A-2	1	Woodbine 3 Elev B		15-Apr-15	


INV#	QTY	EXTRA / CHANGE
------	-----	----------------

Cabinetry

373	<del>1 - Cabinetry - Kitchen - Upgrade 1</del>
12Jan16	<del>Note: Upgrade 1</del>
373	1 - Kitchen - Relocate the fridge to end of counter. (Breakfast area)
12Jan16	NoteSee sketch
706	<del>1 - Cabinetry - Kitchen - Upgrade 1</del>
11May16	<del>Note: Delete from June 8 15 Purchaser's Extras</del>
706	1 - Cabinetry - Kitchen - Upgrade 2
11May16	NoteUpgrade 2
706	1 - Cabinetry Finish Upgrade 2 - Kitchen
11May16	Note:
772	1 - Kitchen - credit std. countertop
29Aug16	Note:

Cabinetry Extras

373	<del>1 - Cabinetry - Kitchen - Base Cabinetry - Folding Door - Upgrade 1</del>
12Jan16	<del>Note:</del>
373	1 - Cabinetry - Kitchen - Base Cabinetry - Top Drawer (each) - Upgrade 1
12Jan16	NoteBeside the stove. See sketch
373	<del>1 - Cabinetry - Kitchen - Upper Cabinetry - Angle Corner - Upgrade 1</del>
12Jan16	<del>Note:</del>
373	<del>3 - Cabinetry - Kitchen - Base Cabinetry - 24" Deep Pantry (per ft) - Upgrade 1</del>
12Jan16	<del>Note: 2 door pantry. Install in fridge location. See sketch</del>
373	<del>1 - Cabinetry - Kitchen - Upper Cabinetry - Deep Fridge Upper w/ 2 Gables - Upgrade 1</del>
12Jan16	<del>Note:</del>
373	2 - Vanity - Top Drawer (Each) - Standard
12Jan16	NoteMaster Ensuite
706	<del>3 - Cabinetry - Kitchen - Base Cabinetry - 24" Deep Pantry (per ft) - Upgrade 1</del>
11May16	<del>Note: Delete from June 8 15 from Purchaser's Extas</del>
706	<del>1 - Cabinetry - Kitchen - Base Cabinetry - Folding Door - Upgrade 1</del>
11May16	<del>Note: Delete from June 8 15 from Purchaser's Extras</del>
706	<del>1 - Cabinetry - Kitchen - Upper Cabinetry - Angle Corner - Upgrade 1</del>
11May16	<del>Note: Delete from June 8 15 Purchaser's Extras</del>
706	3 - Cabinetry - Kitchen - Base Cabinetry - 24" Deep Pantry (per ft) - Upgrade 2
11May16	Note2 Door pantry, install at fridge location. See sketch



CONSTRUCTION SUMMARY

Cedar Ridge - Townsgate Homes Inc.

PURCHASER: LESLI QUINN

TEL: RES.: 905-967-3641

LOT NUMBER	PHASE	HOUSE TYPE	REG. PLAN #	CLOSING DATE	
Block 38A-2	1	Woodbine 3 Elev B		15-Apr-15	
INV#	QTY	EXTRA / CHANGE			
706 11May16	1 - Cabinetry - Kitchen - Base Cabinetry - Folding Door - Upgrade 2 Note:				
706 11May16	1 - Cabinetry - Kitchen - Upper Cabinetry - Angle Corner - Upgrade 2 Note:				

Construction


373 12Jan16	1 - Master Ensuite - approx. 30 inch door opening into the shower. NoteSee sketch
772 29Aug16	1 - Garage to House Door Note:
772 29Aug16	1 - Kitchen - Relocate Fridge to end of counter (breakfast area) - see sketch Note:
772 29Aug16	1 - Kitchen - bulkhead to accommodate upper angled corner cabinet - see sketch Note:
772 29Aug16	2 - Basement - enlarge windws at rear to 36" x 20" each - see sketch Note:

Counter Top

373 12Jan16	1 - Granite - Standard - Kitchen Including Breakfast Bar NoteStandard edge, 3 hole faucet Undermount sink
772 29Aug16	1 - Kitchen - Flush Breakfast Bar Note:

Electrical

373 12Jan16	1 - Living Room - Rough-in only for ceiling fan on 2 single pole switch NoteSee sketch
373 12Jan16	1 - Capped ceiling light on separate switch NoteKitchen above the sink area. See sketch
373 12Jan16	<del>1 - Conduit from cable rough-in to receiver for flat screen tv in the living room</del> Note: <del>Approx 5 1/2 feet from the finish floor. See sketch</del>
373 12Jan16	1 - Receptacle on existing circuit NoteApprox. 5 1/2 feet from the finish floor beside the cable rough-in in the living room
706 11May16	<del>1 - Conduit over fireplace to receiver for flat screen tv</del> <del>Living/Dining Room</del> Note: <del>Delete from June 8 15 Purchaser's Extras</del>
706 11May16	<del>1 - Receptacle on existing circuit</del> <del>Living Room</del> Note: <del>Delete from June 8 15 Purchaser's Extras</del>

<div></div> <div><b>CONSTRUCTION SUMMARY</b> <b>Cedar Ridge - Townsgate Homes Inc.</b></div>					
<b>PURCHASER:</b> LESLI QUINN				<b>TEL:</b> RES.: 905-967-3641	

<b>LOT NUMBER</b> Block 38A-2	<b>PHASE</b> 1	<b>HOUSE TYPE</b> Woodbine 3 Elev B	<b>REG. PLAN #</b>	<b>CLOSING DATE</b> 15-Apr-15	
----------------------------------	-------------------	--	--------------------	----------------------------------	--

INV#	QTY	EXTRA / CHANGE
------	-----	----------------

772 29Aug16	<b>1</b> - Kitchen - 120v plug for gas stove Note:	
----------------	---	--

772 29Aug16	<b>1</b> - Kitchen - relocate fridge to end of counter (breakfast area) see sketch Note:	
----------------	---	--

Fireplace

373 12Jan16	<del><b>1</b> - Mantel - Villa Nova Cast Stone - in lieu of standard mantle</del> Note: <del>Living Room. Wall needs to be build out to accommodate the stone mantel</del>	
----------------	---	--

706 11May16	<del><b>1</b> - Mantle - Villa Nova Cast Stone - in lieu of standard mantle</del> Note: <del>Delete from June 8-15 Purchaser's Extras</del>	
----------------	--	--

772 29Aug16	<b>1</b> - Living/Dining Room - install std. gas fireplace with standard paint grade mantle Note:	
----------------	--	--

Glass and Mirror

373 12Jan16	<b>1</b> - Delete all mirrors through out Note:	
----------------	--	--

HVAC

772 29Aug16	<b>1</b> - Install Central air conditioner Note:	
----------------	---	--

772 29Aug16	<b>1</b> - Kitchen - rough-in gas line for stove Note:	
----------------	---	--

Paint and Stain

772 29Aug16	<b>1</b> - Living/Dining Room - Paint Fireplace Mantle White Note:	
----------------	---	--

Plumbing


373 12Jan16	<b>1</b> - Plumbing - Rough-in water line to fridge Note:	
----------------	--	--

373 12Jan16	<b>1</b> - Kitchen - Sink Undermount Double Rectangular Bowls with Ledge 8" Deep 1,3 or 4 Holes Drillings - Stainless Steel - Kindred Queen #QDLF2031/8 (20 9/16/16" x 31 1/4" x 8") Note:	
----------------	---	--

Tile

373 12Jan16	<b>1</b> - Delete all ceramic accessories throughout Note:	
----------------	---	--

373 12Jan16	<b>1</b> - Master Ensuite - Shower Jamb Note:	
----------------	--	--



CONSTRUCTION SUMMARY

Cedar Ridge - Townsgate Homes Inc.

PURCHASER: LESLI QUINN

TEL: RES.: 905-967-3641

LOT NUMBER	PHASE	HOUSE TYPE	REG. PLAN #	CLOSING DATE	
Block 38A-2	1	Woodbine 3 Elev B		15-Apr-15	

INV#	QTY	EXTRA / CHANGE
373 12Jan16	1	Custom Grout for the master ensuite floor tiles Note:
706 11May16	1	Custom Grout in the following areas: Foyer, Powder Room, Laundry Room and Kitchen/Breakfast Note:

Trim

772 29Aug16	1	Optional Garage to House Door - install trim & hardware Note:
----------------	---	--

Windows

373 12Jan16	2	Upgrade windows in basement to (36x20) each - Purchaser acknowledges that window wells may be required for grading purposes NoteSee sketch See Construction
----------------	---	---

This Document is Extremely Time Sensitive - Printed 29 Aug 16 at 14:34