

Camerist

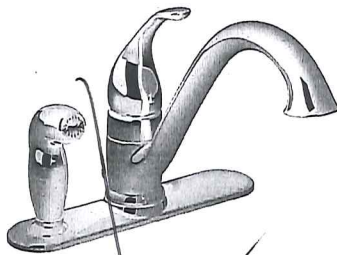
Traditional | Transitional | Modern



Single Handle Kitchen Faucet*

Model 7825†
(Use model number only for Chrome finish)

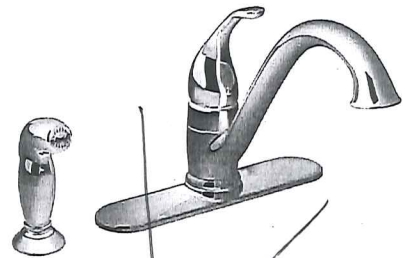
Chrome: \$ 250.73
Other: \$ 372.13



Single Handle Kitchen Faucet with Side Spray in Deck Plate

Model 7835†
(Use model number only for Chrome finish)
• Not available in ORB finish

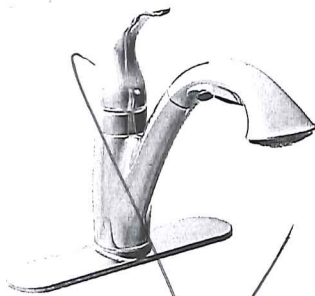
Chrome: \$ 290.69
Other: \$ 414.20



Single Handle Kitchen Faucet with Side Spray (Two or Four Hole Installation)

Model 7840†
(Use model number only for Chrome finish)

Chrome: \$ 290.69
Other: \$ 414.20



Single Handle Pullout Kitchen Faucet*

Model 7545†

Chrome: \$ 472.78
Other: \$ 597.35
White: \$ 529.72

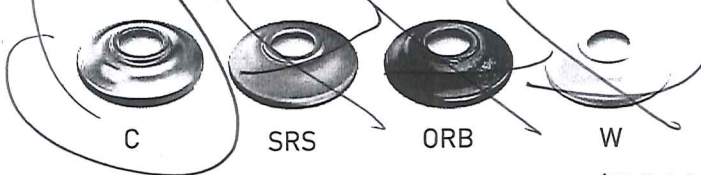


Single Handle Bar/Prep Faucet

Model 4905†
(Use model number only for Chrome finish)

Chrome: \$ 264.36
Other: \$ 367.25

† To order, combine the model number with one of these finish letters:



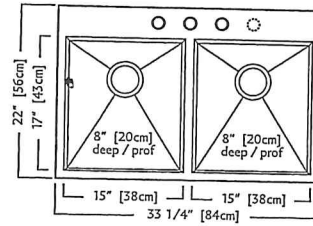

* Single or Three Hole Installation
± Single Hole Installation Only

(W finish only available in SKU 7545)

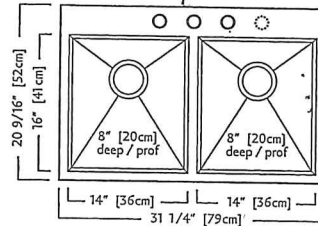
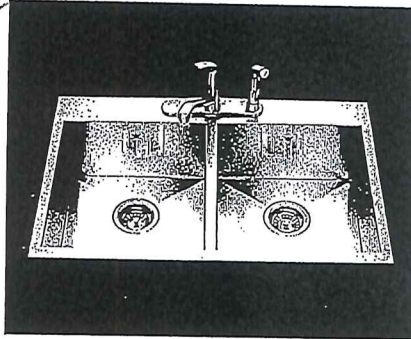
MOEN
Buy it for looks. Buy it for life.®

MAR 03 2016

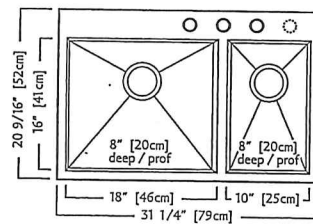

Lot 157-2
Bowmanville



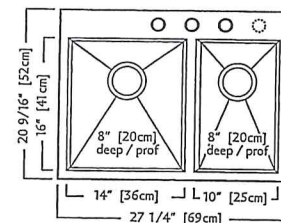

QDLF2233/8 UPC®
 20 gauge, 18-8 stainless steel
 Topmount or undermount mod
 Outside sink dimensions
 22" FB x 33 1/4" LR
 Equal size bowl dimensions
 17" FB x 15" LR x 8" DP
 36" cabinet - recommended minimum
 for Kindred topmount method
 39" cabinet - recommended minimum
 for Kindred undermount method
 33" cabinet - minimum to accept sink bowls
 (refer to Table of Contents page)



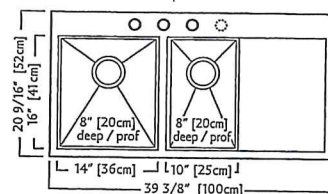

QDLF2031/8 UPC®
 20 gauge, 18-8 stainless steel
 Topmount or undermount mod
 Outside sink dimensions
 20 9/16" FB x 31 1/4" LR
 Equal size bowl dimensions
 16" FB x 14" LR x 8" DP
 33" cabinet - recommended minimum
 for Kindred topmount method
 36" cabinet - recommended minimum
 for Kindred undermount method
 33" cabinet - minimum to accept sink bowls
 (refer to Table of Contents page)



QCLF2031R/8 UPC®
 20 gauge, 18-8 stainless steel
 Topmount or undermount mode
 Outside sink dimensions
 20 9/16" FB x 31 1/4" LR
 Large bowl dimensions
 16" FB x 18" LR x 8" DP
 Small bowl dimensions
 16" FB x 10" LR x 8" DP
 33" cabinet - recommended minimum
 for Kindred topmount method
 36" cabinet - recommended minimum
 for Kindred undermount method
 33" cabinet - minimum to accept sink bowls
 (refer to Table of Contents page)



QCLF2027R/8 UPC®
 20 gauge, 18-8 stainless steel
 Topmount or undermount mode
 Outside sink dimensions
 20 9/16" FB x 27 1/4" LR
 Large bowl dimensions
 16" FB x 14" LR x 8" DP
 Small bowl dimensions
 16" FB x 10" LR x 8" DP
 30" cabinet - recommended minimum
 for Kindred topmount method
 33" cabinet - recommended minimum
 for Kindred undermount method
 27" cabinet - minimum to accept sink bowls
 (refer to Table of Contents page)



QCLF2039DBR/8 UPC®
 20 gauge, 18-8 stainless steel
 Topmount or undermount model
 Outside sink dimensions
 20 9/16" FB x 39 3/8" LR
 Large bowl dimensions
 16" FB x 14" LR x 8" DP
 Small bowl dimensions
 16" FB x 10" LR x 8" DP
 30" cabinet - recommended minimum
 for Kindred topmount method
 45" cabinet - recommended minimum
 for Kindred undermount method
 27" cabinet - minimum to accept sink bowls
 (refer to Table of Contents page)

BLK 157-2
 (P2)

EDGE PROFILE VERIFICATION FORM

STANDARD EDGE PROFILES

2 cm

STRAIGHT POLISH

UPGRADED EDGE PROFILES

4 cm

$\frac{1}{2}$ " BEVEL

HALF BULLNOSE

FULL BULLNOSE

OGEE

DOUBLE OGEE

MAR 03 2016

Lot #157-2
Bowmanville

