


Riobel  
*pro*

DELPARK  
HOMES

## Kitchen Faucet - OPTION 1



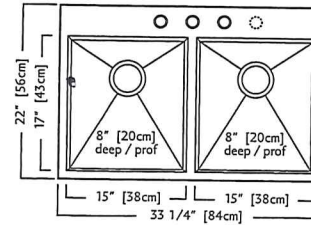

**PRONTO** Single Hole Dual Spray Pull-Out Faucet  
**PO101C \$405.00**

FEB 10 2016 Riobel Inc. - 11 Cidermill Ave. Unit # 5 - Concord, Ontario - L4K 4B6 - PH:905-760-9009

Lot 52 Ph 2



# STEEL QUEEN FABRICATED SINKS ■ DUAL MOUNT



**QDLF2233/8** cUPC®

20 gauge, 18-8 stainless steel  
Topmount or undermount mode

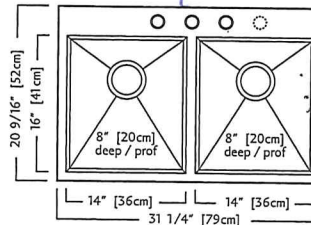

Outside sink dimensions  
22" FB x 33 1/4" LR

Equal size bowl dimensions  
17" FB x 15" LR x 8" DP

36" cabinet - recommended minimum  
for Kindred topmount method

39" cabinet - recommended minimum  
for Kindred undermount method

33" cabinet - minimum to accept sink bowls  
(refer to Table of Contents page)



**QDLF2031/8** cUPC®

20 gauge, 18-8 stainless steel  
Topmount or undermount model

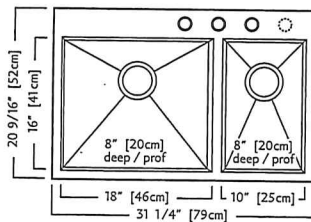

Outside sink dimensions  
20 9/16" FB x 31 1/4" LR

Equal size bowl dimensions  
16" FB x 14" LR x 8" DP

33" cabinet - recommended minimum  
for Kindred topmount method

36" cabinet - recommended minimum  
for Kindred undermount method

33" cabinet - minimum to accept sink bowls  
(refer to Table of Contents page)



**QCLF2031R/8** cUPC®

20 gauge, 18-8 stainless steel  
Topmount or undermount model

Outside sink dimensions  
20 9/16" FB x 31 1/4" LR

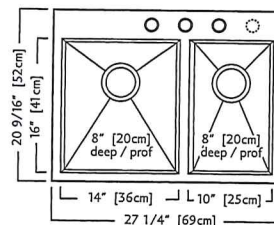

Large bowl dimensions  
16" FB x 18" LR x 8" DP

Small bowl dimensions  
16" FB x 10" LR x 8" DP

33" cabinet - recommended minimum  
for Kindred topmount method

36" cabinet - recommended minimum  
for Kindred undermount method

33" cabinet - minimum to accept sink bowls  
(refer to Table of Contents page)



**QCLF2027R/8** cUPC®

20 gauge, 18-8 stainless steel  
Topmount or undermount model

Outside sink dimensions  
20 9/16" FB x 27 1/4" LR

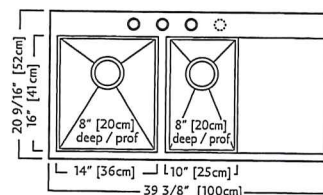

Large bowl dimensions  
16" FB x 14" LR x 8" DP

Small bowl dimensions  
16" FB x 10" LR x 8" DP

30" cabinet - recommended minimum  
for Kindred topmount method

33" cabinet - recommended minimum  
for Kindred undermount method

27" cabinet - minimum to accept sink bowls  
(refer to Table of Contents page)



**QCLF2039DBR/8** cUPC®

20 gauge, 18-8 stainless steel  
Topmount or undermount model

Outside sink dimensions  
20 9/16" FB x 39 3/8" LR

Large bowl dimensions  
16" FB x 14" LR x 8" DP

Small bowl dimensions  
16" FB x 10" LR x 8" DP

30" cabinet - recommended minimum  
for Kindred topmount method

45" cabinet - recommended minimum  
for Kindred undermount method

27" cabinet - minimum to accept sink bowls  
(refer to Table of Contents page)

lot 5212

# EDGE PROFILE VERIFICATION FORM

## STANDARD EDGE PROFILES

2 cm

STRAIGHT POLISH

## UPGRADED EDGE PROFILES

4 cm

~~3/4" BEVEL~~

~~HALF BULLNOSE~~

~~FULL BULLNOSE~~

~~OGEE~~

~~DOUBLE OGEE~~

FEB 10 2016

Lot #52  
Bowmanville

EM