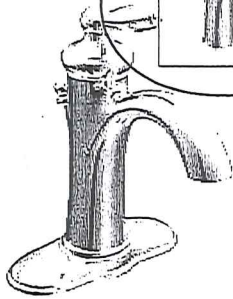


Brantford

Traditional | Transitional | Modern



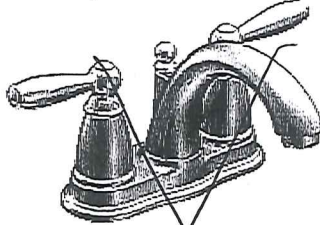
Single Handle Lav with Pop-Up Drain

Model 6600†

Chrome:	\$ 289.75
Other:	\$ 402.51

(Can be used in vessel sink application. Use A1717 vessel extension kit)

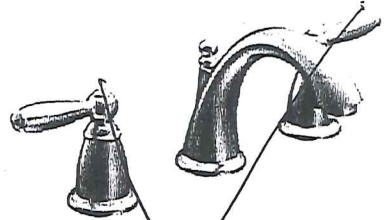
Chrome:	\$ 426.48
Other:	\$ 622.33



Centerset Lavatory with Pop-Up Drain

Model 6610†

Chrome:	\$ 216.47
Other:	\$ 306.96




Widespread Lavatory with Pop-Up Drain

Model 6900 / T6620†

Chrome:	\$ 367.72
Other:	\$ 496.23

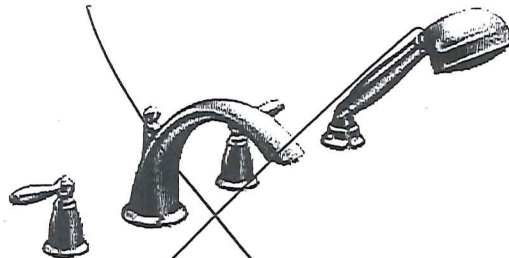
Master Ensuite



Roman Tub

Model 4796 / T933†

Chrome:	\$ 505.51
Other:	\$ 709.47



Roman Tub with Handheld Shower

Model 9796 / T924†

Chrome:	\$ 898.15
Other:	\$ 1,150.70

**Please refer to Vertical Spa Guide for installation #700106.

Matching tub drain assembly available. Please see *Bath Hardware and Home Care* Section.

To order, combine the model number with one of these finish letters



Chrome
(use faucet number only)



BN



ORB

MOEN
Buy it for looks. Buy it for life.®

FEB 12 2016

Lot 81 Ph 2
Bowmanville



Arbor

Traditional | Transitional | Modern



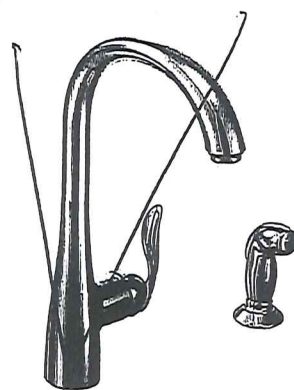
Single Handle Pull-Down Kitchen Faucet*

Model 7594†

Chrome: \$ 499.70

BL: \$ 559.28

SRS & ORB: \$ 637.37



Single Handle Kitchen Faucet with Side Spray*

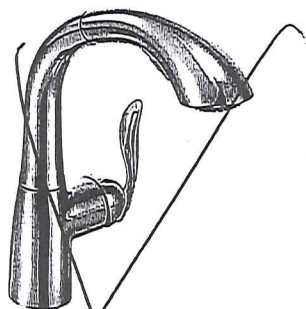
Model 7790†

(Use model number only for Chrome finish)

• Not available in BL finish

Chrome: \$ 413.32

Other: \$ 534.48



Single Handle Pullout Kitchen Faucet±

Model 7294†

Chrome: \$ 487.53

BL: \$ 546.12

SRS & ORB: \$ 622.80



Single Handle Pull-Down Bar/Prep Faucet±

Model 5995†

Chrome: \$ 475.72

BL: \$ 533.07

SRS & ORB: \$ 608.22

† To order, combine the model number with one of these finish letters:



C



SRS



ORB



BL

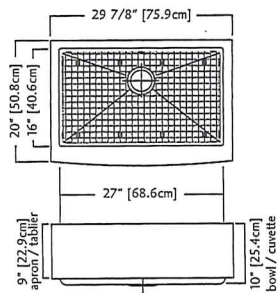

* Single or Three Hole Installation
± Single Hole Installation Only

MOEN
Buy it for looks. Buy it for life.®

FEB 12 2016

Lot 81 Ph 2
Bowmanville





KCFS30B/10-10BG
\$1,916.00

18 gauge, 18-10 stainless steel
Farmhouse model - Bow front

Outside sink dimensions
20" FB x 29 7/8" LR

Single bowl dimensions
16" FB x 27" LR x 10" DP

30" cabinet recommended min.

UPC®

OPTIONAL ACCESSORIES



BGDS275
Included!



MB1612



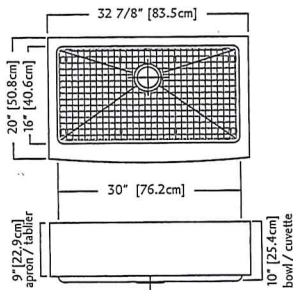

DBR105



C105



CM100



KCFS33B/10-10BG
\$2,138.00

18 gauge, 18-10 stainless steel
Farmhouse model - Bow front

Outside sink dimensions
20" FB x 32 7/8" LR

Single bowl dimensions
16" FB x 30" LR x 10" DP

33" cabinet recommended min.

UPC®

OPTIONAL ACCESSORIES



BGDS305
Included!



MB1612



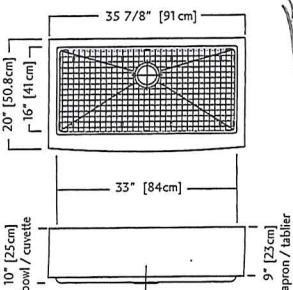

DBR105



C105



CM100



KCFS36B/10-10BG

18 gauge, 18-10 stainless steel
Farmhouse model - Bow front

Outside sink dimensions
20" FB x 35 7/8" LR

Single bowl dimensions
16" FB x 33" LR x 10" DP

36" cabinet recommended min.

UPC®

OPTIONAL ACCESSORIES



BGDS335
Included!



MB1612



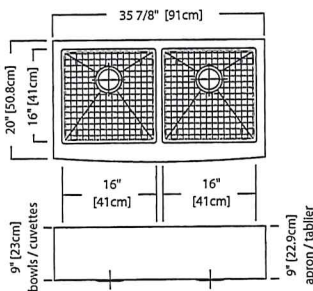

DBR105



C105



CM100



KCFD36B/9-10BG
\$3,220.00

18 gauge, 18-10 stainless steel
Farmhouse model - Bow front

Outside sink dimensions
20" FB x 35 7/8" LR

Equal size bowl dimensions
16" FB x 16" LR x 9" DP

36" cabinet recommended min.

UPC®

OPTIONAL ACCESSORIES



BGDS165
Included!



BGDS165
Included!



MB1612



DBR105



C105



CM100

20481.12

Broomville



Lot 81P2
Buonaire

COLLETTE 21½" RECTANGULAR UNDERMOUNT SINK

□ 4220CIY Undermount Sink

Product Specs:

- Vitreous china
- Front overflow hole
- Template and mounting hardware supplied

Overall Dimensions (W x D x H):


(OD): 545mm(21½") x 355mm(14") x 190mm(7½")
(ID): 485mm(19") x 295mm(11½") x 140mm(5½")

Compliance Certifications:

- Meets or exceeds the following:
- IAPMO cUPC
 - ASME A112.19.2 / CSA B45.1-2008

Shipping:

Cube 1.64
GW 25 lbs



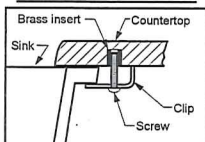
Colours To Be Specified:

Colour: ☐ Soft White

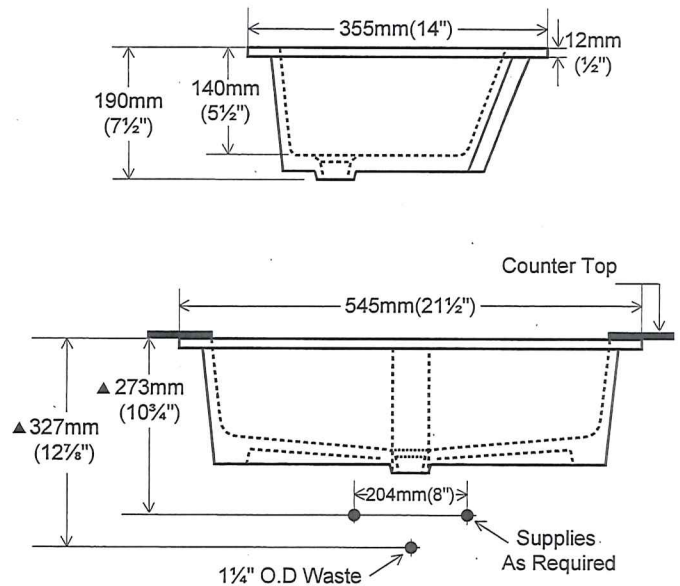
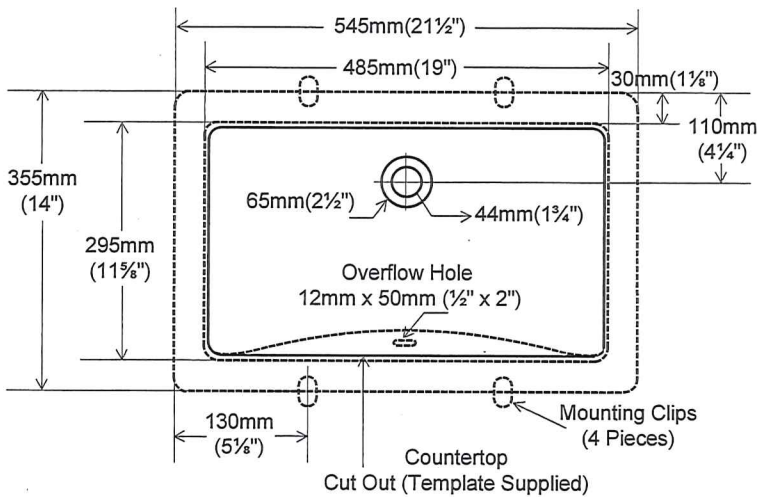
Notes:

Dimensions of fixtures are nominal and may vary within the range of tolerances established by ANSI standard A112.19.2. These measurements are subject to change or cancellation. No responsibility is assumed for use of superseded or voided pages.

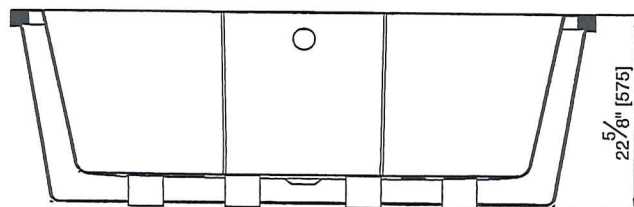
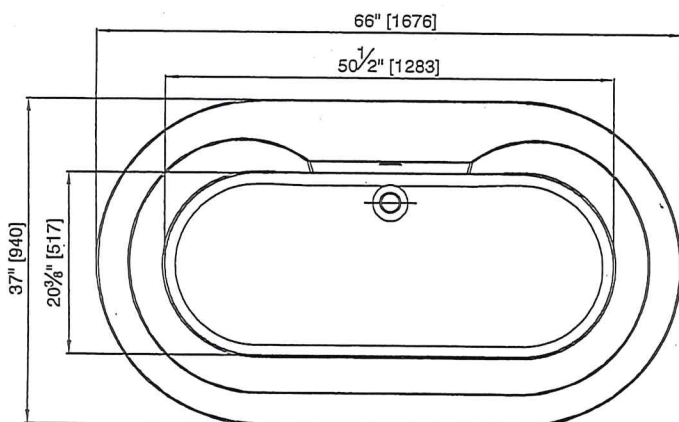
Detail of Mounting Clip



Note:
▲ Dimensions shown for location of supplies and "P" trap are suggested.



OV-66



Grace, full Classic Oval Design bath tub with ample deck space for any type of faucet installation.

- Made from highest grade acrylic
- available as Bath only
- C.S.A approved

TUBCO

2715-14th Avenue, Markham, ON L3R 0H9
Phone: 905-470-9066 Fax: 905-470-9663
1-800-561-0187 www.tubco.com

FEB 12 2016

Lot 81 Ph 2
Bowmanville

