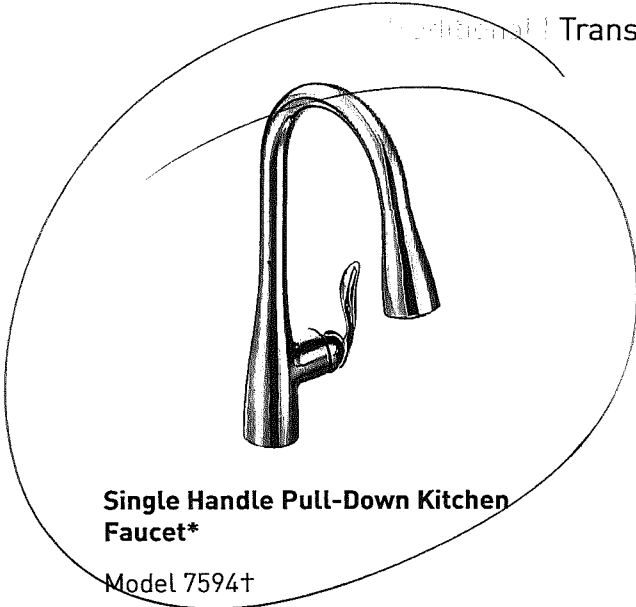


Arbor

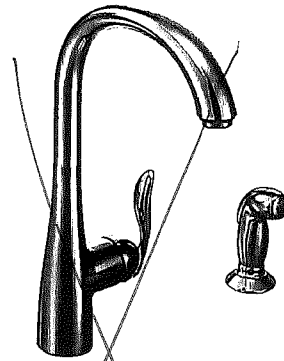
Traditional | Transitional | Modern



Single Handle Pull-Down Kitchen Faucet*

Model 7594†

Chrome:	\$ 499.70
BL:	\$ 559.28
SRS & ORB:	\$ 637.37



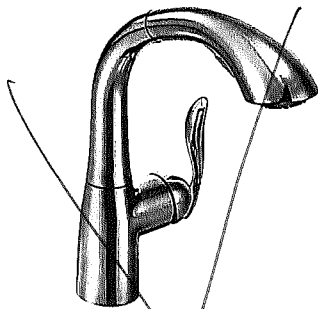
Single Handle Kitchen Faucet with Side Spray*

Model 7790†

(Use model number only for Chrome finish)

- Not available in BL finish

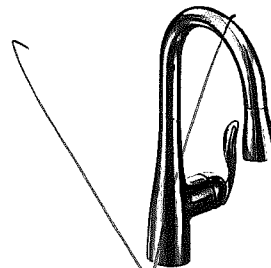
Chrome:	\$ 413.32
Other:	\$ 534.48



Single Handle Pullout Kitchen Faucet±

Model 7294†

Chrome:	\$ 487.53
BL:	\$ 546.12
SRS & ORB:	\$ 622.80

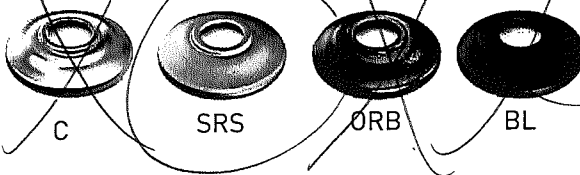


Single Handle Pull-Down Bar/Prep Faucet±

Model 5995†

Chrome:	\$ 475.72
BL:	\$ 533.07
SRS & ORB:	\$ 608.22

† To order, combine the model number with one of these finish letters:

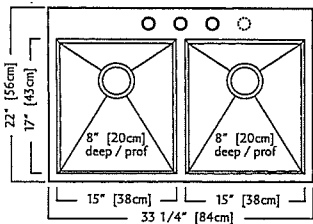



* Single or Three Hole Installation
± Single Hole Installation Only

MOEN
Buy it for looks. Buy it for life.®

Lot 31
Bowmanville

STEEL QUEEN FABRICATED SINKS • DUAL MOUNT



QDLF2233/8 cUPC®

20 gauge, 18-8 stainless steel
Topmount or undermount model

Outside sink dimensions
22" FB x 33 1/4" LR

Equal size bowl dimensions
17" FB x 15" LR x 8" DP

36" cabinet - recommended minimum
for Kindred topmount method

39" cabinet - recommended minimum
for Kindred undermount method

33" cabinet - minimum to accept sink bowls
(refer to Table of Contents page)

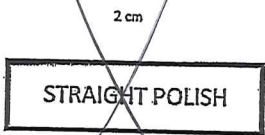
OPTIONAL ACCESSORIES



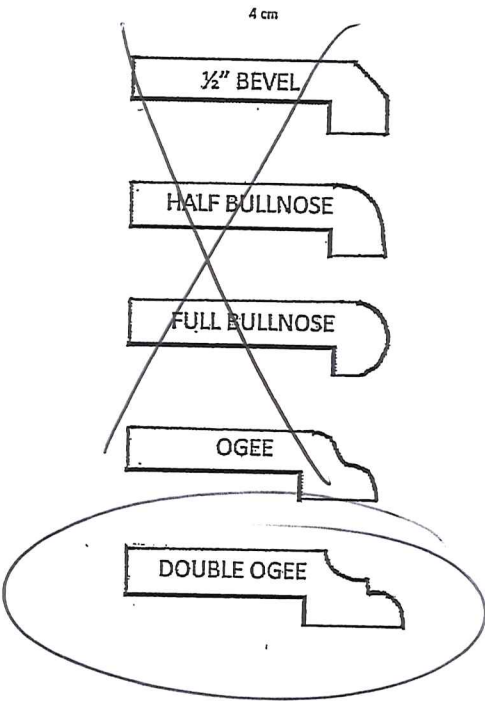
Lot 31
Bowmanville

EDGE PROFILE VERIFICATION FORM

STANDARD EDGE PROFILES



UPGRADED EDGE PROFILES



JAN 22 2016

Lot #31
Bowmanville