

NE58F9710WS



Flex Duo™ Slide-in Electric Range

Features


- Premium Slide-in Design
- Flex Duo™ Technology – traditional single cavity range and double oven in one; unique design easily switches from single cavity to two smaller cavities
- Five Electric Cooktop Elements, including a Triple and Bridge Burner
- Glass Touch Controls with Guiding Light System
- Dual Convection for Even Cooking
- Gliding Rack for Simplest Access to Food in the Oven
- Temperature Probe Ensures Best Cooking Results
- Large Oven Capacity—5.8 cu. ft.
- Warming Drawer: High, Medium, Low
- SteamQuick™ (20 min. oven cleaning) and Self Clean

Convenience

- Hot Surface Indicator Lights
- Auto Oven Light
- Proofing
- Sabbath Mode
- Kitchen Timer
- Delay Start
- Auto Shut-Off Option
- Child Safety Lock
- 5 Healthy Cook Presets



Five Burner Cooktop



Guiding Light Controls

Available Color



Stainless Steel

Signature Features



Slide-in Design

GET A SLEEK, CUSTOMIZED, BUILT-IN LOOK FOR YOUR KITCHEN

- Sleek, slide-in design appears customized with cabinetry.
- Get a high-end look for your kitchen without having to remodel.
- Install easily and replace your freestanding range.



Guiding Light Controls

PREMIUM DESIGN WITH ILLUMINATED CONTROLS

- Intuitive controls offer simple, step-by-step instructions for choosing cooking options.
- Only illuminates cooking options that are able to be selected and goes from left to right eliminating back and forth.
- Control temperature and time settings, select cooking functions and program your favorite recipes.



Flex Duo Oven

SINGLE OVEN CAPACITY. DOUBLE OVEN EFFICIENCY

- Space-saving design leaves more room in the refrigerator.
- 5.8 cu. ft. oven splits into two ovens (2.6 cu. ft. and 3.1 cu. ft.) with the Smart Divider.
- Two temperature controls cook dishes at different temperatures.
- No noticeable transfer of aroma.

Lot 16 Ph 2
Bowmanville

SAMSUNG

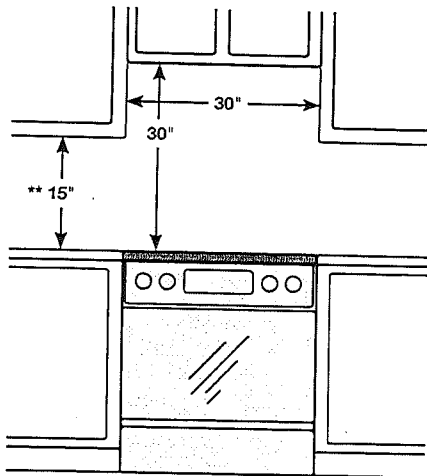
NE58F9710WS

Flex Duo™ Slide-in Electric Range

Installing Your Range

30" minimum clearance between the top of the cooking surface and the bottom of an unprotected wood or metal cabinet; or 24" minimum when the bottom of the wood or metal cabinet is protected by not less than 1/4" flame retardant millboard covered with not less than no.28 MSG sheet steel, 0.015" stainless steel, 0.024" aluminum or 0.020" copper.

** 18" minimum between the countertop and the adjacent cabinet bottom.



IMPORTANT: To eliminate the risk of burns or fire caused by reaching over heated surface units, cabinet storage space located above the surface units should be avoided. If cabinet storage is to be provided, the risk can be reduced by installing a range hood that projects horizontally a minimum of 5" beyond the bottom of the cabinets.

Electric Ceramic Cooktop

- Right Front: 6/9/12", 3.0 KW
- Left Front: 7", 1.8 KW (bridge)
- Right Rear: 6", 1.2 KW
- Left Rear: 7", 1.8 KW (bridge)
- Center: 7", 100 W

Dual Oven (with Divider)

- Hidden Bake Element: 3000 W
- Bake: 175°F - 550°F
- Convection Bake: 175°F - 480°F
- Convection Roast: 175°F - 480°F
- Variable Broil (Low - High)
- Convection Element/Heater: 1250 W
- Proofing
- Sabbath Mode

Warming Drawer

- Capacity - 0.7 cu. ft.
- Heating Performance: 600 W (4 pass)
- Temperature Settings: High, Medium, Low

Warranty

One (1) Year All Parts and Labor
Five (5) Years Electric Cooktop

Product Dimensions & Weight (WxHxD)

Outside Dimensions:
31" x 34-36¹³/₁₆" (Adjustable) x 26¹⁹/₆₄"

Weight: 209 lbs.

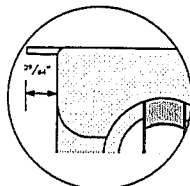
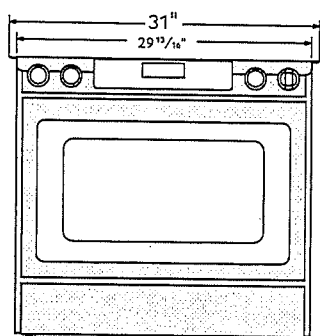
Shipping Dimensions & Weight (WxHxD)

Dimensions:
32⁷/₈" x 43⁴⁵/₆₄" x 30¹/₈"

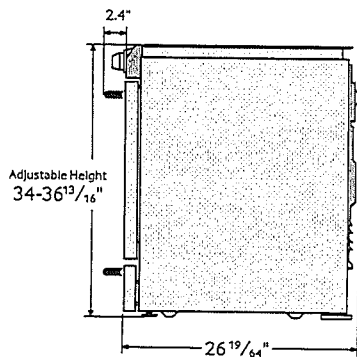
Weight: 234 lbs.

Color	Model #	UPC Code
Stainless Steel	NE58F9710WS	887276988153

Dimensions



Glass cooktop overlaps and sits on top of your kitchen countertop to give a built-in look.
Cut out space for the range is 29¹³/₁₆".



SAMSUNG

Lot 16 Ph2
Bowmanville

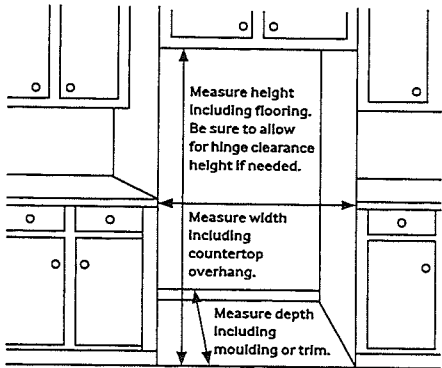
RF23HCEDBSR

22.5 cu. ft. Counter-Depth French Door Refrigerator with CoolSelect Pantry

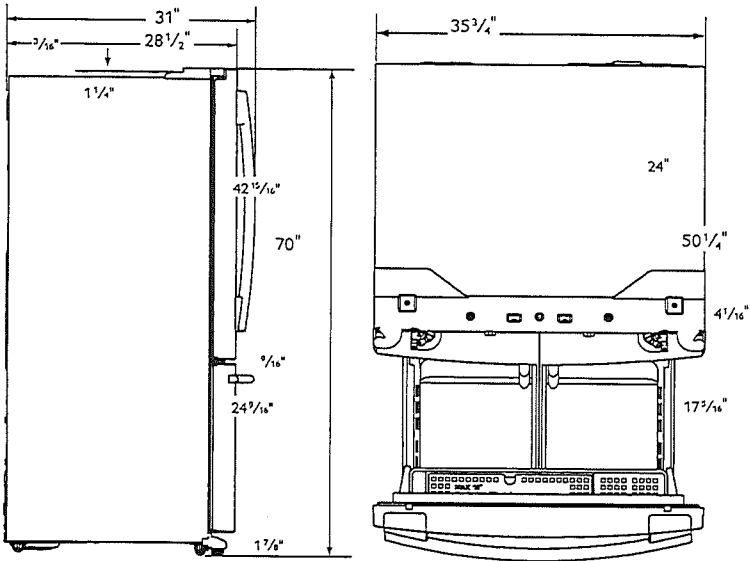
Installing Your Refrigerator

1. Measure the height, width and depth of the opening, making sure to include baseboards, moulding tile, countertop overhang, etc. Check to be sure there is enough room to open the door (consider walls, islands or other obstacles when measuring).
2. Refer to illustration below to determine dimensions.
3. Allow 2" of clearance on hinge side of refrigerator when installing next to a wall where handle may make contact.
4. Allow 1" minimum clearance at rear for proper air circulation and water/electrical connections. Allow a 3/8" minimum clearance at sides and top for ease of installation.
5. Ensure each door and entry way in the home is wide enough for the refrigerator to be moved through easily.

Please note: The following dimension and cut-out information is for planning purposes only. For complete installation details consult manual packed with product, or download manual online at [samsung.com](#).



Dimensions



Lot 16 Ph 2

Total Capacity: 22.5 cu. ft.

Refrigerator: 15.7 cu. ft.

- Premium External Filtered Water and Ice Dispenser
- Ice Master Ice Maker
- CoolSelect Pantry with Temperature Control – Deli (41°C), Fresh (38°F) and Chilled (32°F) options
- 2 Humidity-Controlled Crispers
- 5 Tempered Glass Spill-Proof Shelves
- Adjustable Shelf for Tall, Oversized Items
- 6 Door Bins
 - Right Door: 3 Gallon Bins
 - Left Door: 3 Regular Bins
- High-Efficiency LED Lighting

Freezer: 6.8 cu. ft.

- EZ-Open Handle
- 1 Drawer Divider
- High-Efficiency LED Lighting

Accessories

Water Filter: HAF-CIN

Warranty

One (1) Year Parts and Labour on Refrigerator

Five (5) Years Parts and Labour on Sealed Refrigeration System Only*

Ten (10) Years Parts and Five (5) Years Labour on Digital Inverter Compressor

*Compressor, evaporator, condenser, drier, connecting tubing

Product Dimensions & Weight

Dimensions (WxHxD with hinges, handles and doors):

35 3/4" x 70" x 31"

Dimensions (WxHxD without hinges and door):

35 3/4" x 68 7/8" x 24"

Dimensions (WxHxD with hinge and door, no handle):

35 3/4" x 70" x 28 1/2"

Weight: 297.62 lbs.

Shipping Dimensions & Weight (WxHxD)

Dimensions: 38 1/4" x 76 5/8" x 31 1/4"

Weight: 321.87 lbs.

Colour	Model #	UPC Code
Stainless Steel	RF23HCEDBSR	887276966106

SAMSUNG

Samsung received the highest numerical score for ranges/cooktops/ovens, microwaves, and french door refrigerators (3-way tie) in the proprietary J.D. Power and Associates 2014 Kitchen Appliance Study. The 2014 Kitchen Appliance Satisfaction Study is based on more than 3,200 evaluations from customers who purchased cooktops/ranges/ovens; more than 2,100 evaluations from customers who purchased over-the-range microwaves; and more than 6,400 evaluations from customers who purchased refrigerators during the past 24 months. The study was fielded from January through March 2014. Actual colour may vary. Design, specifications, and colour availability are subject to change without notice. Non-metric weights and measurements are approximate.

© 2014 Samsung Electronics Canada Inc. All rights reserved. Samsung is a registered trademark of Samsung Electronics Co., Ltd., used with permission.