

GOEMANS APPLIANCES

Expect More. Get More.

APPLIANCE SPECIFICATIONS



PROJECT PARTNER:
Bill To: 6476806851

SHIP TO:
Ship To: 6476806851

MABAYOJE, WALLY
69 FERRAGINE CRESCENT LOT 58NL
BRADFORD, ON L3Z 2A6

REMINDER:

To ensure a smooth project it is the responsibility of the homeowner / purchaser of appliances to share all the attached specifications with their cabinet provider, contractor, or any other tradesperson so they have the information required to complete their work accurately. Product specifications are for planning purposes only and are subject to change without notice. Refer to installation instructions shipped with the product before cutting cabinets, counters, panels, etc.

Goemans Appliances assumes no liability for product specifications.

Ship To: 6476806851

Bill To: 6476806851

MABAYOJE, WALLY

69 FERRAGINE CRESCENT LOT 58NL

BRADFORD, ON L3Z 2A6

Models

Pages

WRF540CWHZ

3-5

Whirlpool Refrigeration

GOEMANS
APPLIANCES

Goemans Appliances

goemans.com

JASON NG

9052641771

Document **HB00023157-58NL-1**

Version 1.1

Sat, Jun 12, 2021

2:59 PM EDT



enterprise.steelcod.com/sp/goem/JSQJPWZ
O

Note about page numbers:

Because the original manufacturer's documents are not altered in any way, the page numbers displayed on the page may not correspond to the page number within this package.

All specifications are intended for initial planning purposes only.

Manufacturers reserve the right to change specifications at any time without notice. Always consult the installation instructions found on the manufacturer's website or included with the appliances before installation.

WRF540CWHZ



36-inch Wide Counter Depth French Door Refrigerator - 20 cu. ft.

<http://www.whirlpool.com>



Key Features:

- Fingerprint Resistant
- Counter Depth Design
- Humidity-Controlled Crispers
- Interior Water Dispenser with EveryDrop™ Water Filtration
- Full-Width, Temperature-Controlled Drawer
- Frameless Glass Shelves
- Gallon Door Bins
- Accu-Chill™ Temperature Management System
- Adaptive Defrost
- FreshFlow™ Produce Preserver
- LED Interior Lighting
- Designed, Engineered and Assembled in the U.S.A.

Product Dimensions:

Height: 70 1/8

Width: 35 5/8

Depth: 29 3/8

Additional Information:

[Use And Care Guide](#)

[Dimension Guide](#)

[Energy Guide](#)

[Warranty Certificate](#)

Available in:



Fingerprint
Resistant Stainless
Steel



®Registered trademark/TM Trademark of Whirlpool, U.S.A. © 2016 Whirlpool Corporation. All Rights Reserved.
All other trademarks are owned by their respective companies.

Because Whirlpool Corporation policy includes a continuous commitment to improve our products, we reserve the right to change materials and specifications without notice. We also reserve the right to discontinue or transition products without notice.

Manufacturer's Suggested Retail Price (MSRP) and Minimum Advertised Price (MAP) provided for reference purposes only. Dealer alone determines advertised and retail prices.

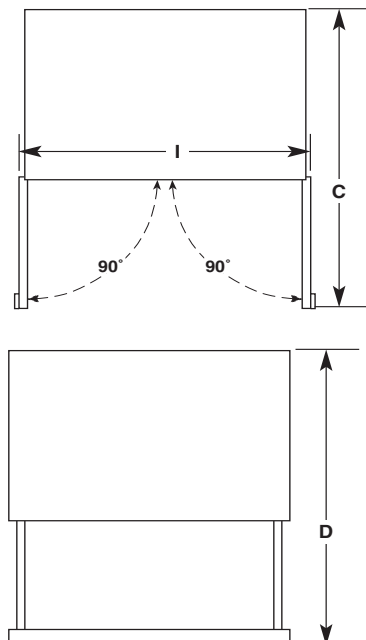
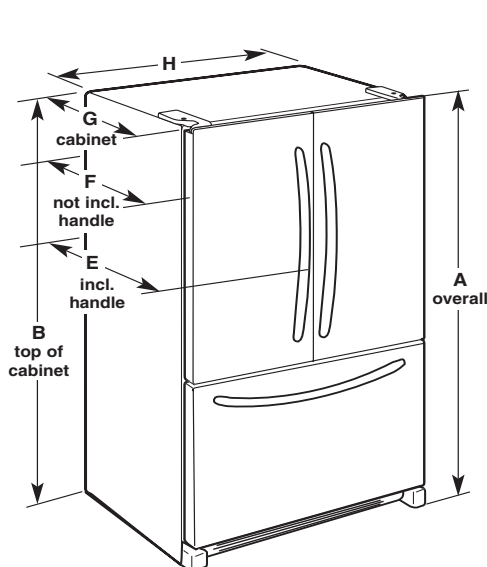
Created On: Thursday, January 09, 2020 13:59:43



French Door Bottom Mount Refrigerator

WRF532SMH, WRF540CWH, WRF535SMH

PRODUCT DIMENSIONS



Model Number	WRF532SMH	WRF535SMH	WRF540CWH
Model Size	22.1 cu. ft.	25.2 cu. ft.	20.0 cu. ft.
Height - Overall "A"	70 $\frac{1}{8}$ " (178.1 cm)	70 $\frac{1}{8}$ " (178.1 cm)	70 $\frac{1}{8}$ " (178.1 cm)
Height - Top of Cabinet "B"	68 $\frac{1}{8}$ " (174.9 cm)	68 $\frac{1}{8}$ " (174.9 cm)	68 $\frac{1}{8}$ " (174.9 cm)
Depth - Doors Open 90° "C"	47 $\frac{1}{8}$ " (119.7 cm)	48 $\frac{1}{8}$ " (122.2 cm)	43" (109.2 cm)
Depth - Drawer Open "D"	52 $\frac{1}{8}$ " (132.4 cm)	52 $\frac{1}{8}$ " (132.4 cm)	45 $\frac{3}{8}$ " (115.3 cm)
Depth - With Handles "E"	34 $\frac{1}{2}$ " (87.4 cm)	35 $\frac{1}{2}$ " (89.9 cm)	30 $\frac{1}{2}$ " (77.5 cm)
Depth - Without Handles "F"	32" (81.3 cm)	33" (83.8 cm)	26 $\frac{7}{8}$ " (68.3 cm)
Depth - Cabinet Only "G"	28 $\frac{1}{8}$ " (71.3 cm)	29 $\frac{1}{8}$ " (73.9 cm)	24 $\frac{1}{8}$ " (61.2 cm)
Width - Cabinet "H"	32 $\frac{5}{8}$ " (82.9 cm)	35 $\frac{5}{8}$ " (90.5 cm)	35 $\frac{5}{8}$ " (90.5 cm)
Width - Door Open 90° "I"	40 $\frac{3}{8}$ " (102.6 cm)	43 $\frac{3}{8}$ " (110.2 cm)	43 $\frac{3}{8}$ " (110.2 cm)

⚠ WARNING



Electrical Shock Hazard

Plug into a grounded 3 prong outlet.

Do not remove ground prong.

Do not use an adapter.

Do not use an extension cord.

Failure to follow these instructions can result in death, fire, or electrical shock.

Electrical: A 115 V, 60 Hz, AC only 15 A or 20 A fused, grounded electrical supply is required. It is recommended that a separate circuit serving only your refrigerator be provided. Use an outlet that cannot be turned off by a switch. Do not use an extension cord.

NOTE: Before performing any type of installation, cleaning, or removing a light bulb, turn the control (Thermostat, Refrigerator or Freezer Control depending on the model) to OFF and then disconnect the refrigerator from the electrical source. When you are finished, reconnect the refrigerator to the electrical source and reset the control (Thermostat, Refrigerator or Freezer Control depending on the model) to the desired setting. See "Using the Controls."

Water: A cold water supply with water pressure between 35 psi and 120 psi (241 kPa and 827 kPa) is required to operate the water dispenser and ice maker. If you have questions about your water pressure, call a licensed, qualified plumber.

IMPORTANT: The pressure of the water coming out of a reverse osmosis system going to the water inlet valve of the refrigerator needs to be between 35 psi and 120 psi (241 kPa and 827 kPa).

Reverse Osmosis Water Supply:

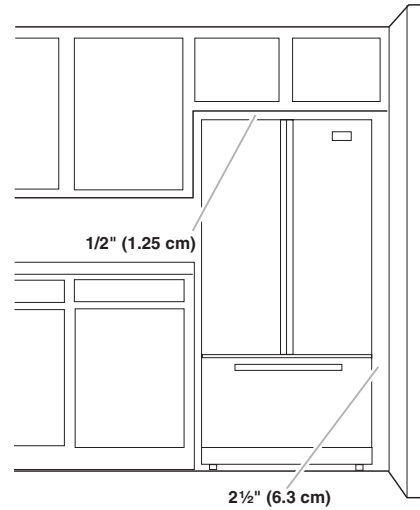
If a reverse osmosis water filtration system is connected to your cold water supply, the water pressure to the reverse osmosis system needs to be a minimum of 40 psi to 60 psi (276 kPa to 414 kPa).

LOCATION REQUIREMENTS

⚠ WARNING



Explosion Hazard
Keep flammable materials and vapors, such as gasoline, away from refrigerator.
Failure to do so can result in death, explosion, or fire.



IMPORTANT: This refrigerator is designed only for indoor, household use only.

To ensure proper ventilation for your refrigerator, allow for a 1/2" (1.25 cm) space on each side and at the top. Allow for 1" (2.54 cm) of space behind the refrigerator. If your refrigerator has an ice maker, make sure you leave some extra space at the back for the water line connections.

If you are installing your refrigerator next to a fixed wall, leave 2 1/2" (6.3 cm) minimum on the hinge side (some models require more) to allow for the door to swing open.

NOTE: This refrigerator is intended for use in a location where the temperature ranges from a minimum of 55°F (13°C) to a maximum of 110°F (43°C). The preferred room temperature range for optimum performance, which reduces electricity usage and provides superior cooling, is between 60°F (15°C) and 90°F (32°C). It is recommended that you do not install the refrigerator near a heat source, such as an oven or radiator.