

24" Yale Beverage Center

Model # ND24BCG1**

YALE

APPLIANCE + LIGHTING

- Dynamic Cooling Technology™ delivers rapid cooldown and the industry's best temperature stability
- Rollout wine storage
- 1" Stainless Shelf Fronts
- Audible and visual alarms signal when door is left ajar to protect food integrity and energy use
- Height adjustment up to 1" with leveling legs
- 4" stainless adjustable toe kick
- Frost free controls ensure precise temperature management from 34°F to 42°F
- Thermal-efficient cabinet ensures optimum food preservation and energy efficiency while maximizing capacity
- Tinted, UV-resistant dual pane glass door protects wine from damaging ultra-violet light
- Blue theatre-style LED lighting and midnight black interior
- Cantilevered, fully adjustable shelving system
- Close Door Assist System™ gently and automatically closes door
- 2-year warranty



Storage Capacity

Up to (162) 12-oz cans or (18) wine bottles

Storage Configuration


- (2) cantilevered, full-width 60/40 Split Convertible Shelf™ black steel-framed glass shelf
- (1) roller-glide 4-bottle wine rack

Product Dimensions

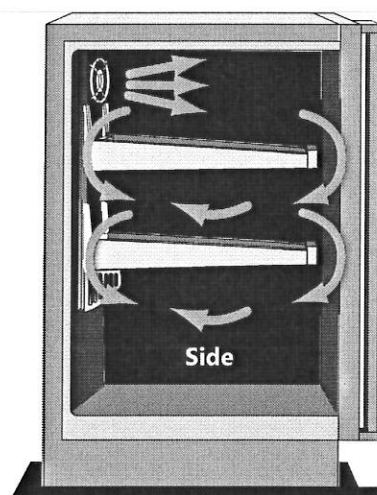
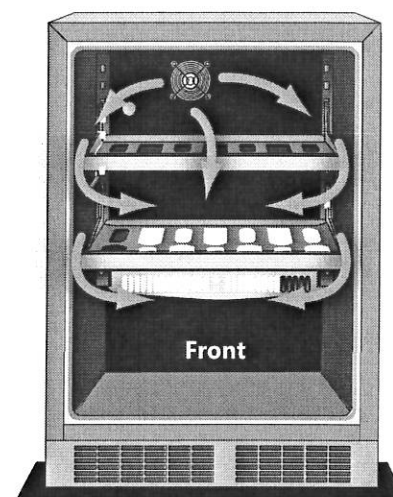
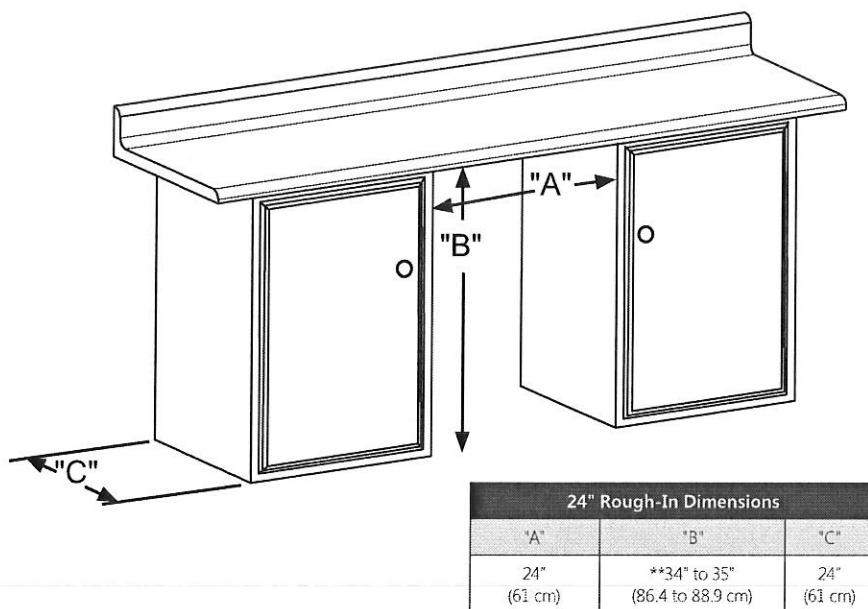
23⁷/₈" W x 33³/₄" minimum H x 25⁵/₈" D (including handle)

Finish/Door Options

Ordering Details	
Stainless Frame Glass Door, Right Hinge	ND24BCG1RS
Stainless Frame Glass Door, Left Hinge	ND24BCG1LS



Stainless Steel



Cabinet Dimensions		
"D"	"E"	"F"
23 7/8" (60.7 cm)	33 3/4" to 34 3/4" (85.7 to 88.3 cm)	23 23/32" (60.2 cm)
"G"	"H"	"J"
25 21/32" (65.2 cm)	46 13/32" (117.9 cm)	25 11/16" (65.2 cm)

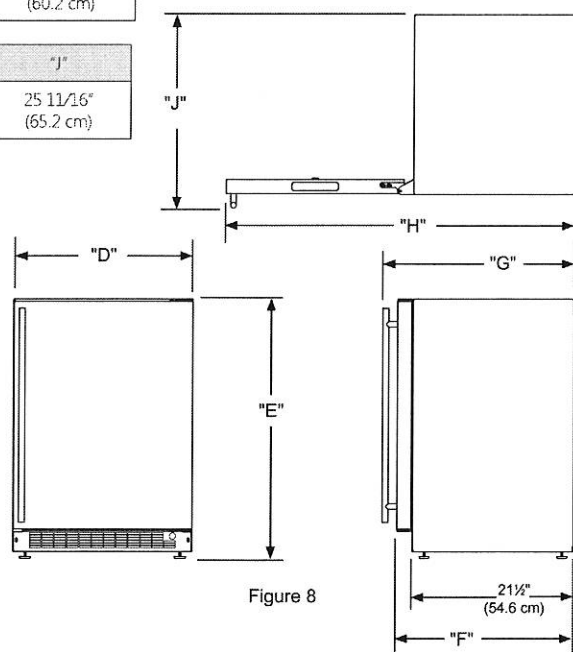


Figure 8

Dynamic Cooling Technology™ delivers rapid cool down and the industry's best temperature stability

The distinctive Marvel design features a thermal-efficient cabinet and door combined with Dynamic Cooling Technology™ for superior temperature stability, faster cooling times and speedy temperature recovery even with high frequency.

Width	23 7/8"
Interior Finish	Black
Capacity	Up to 18 wine bottles or up to 162 12-oz cans
Shelving System	Cantilever
Shelf Fronts	Stainless Steel
Other Storage	NA
Interior Lighting	2 Blue LED Pods
Toe Grill Finish	Stainless
Hinge	Close Door Assit Hinge
Handle	Designer

Control Type	Intuit™
Temperature Range	34° - 42° F
Lock	NA
Electrical Requirements	120V / 60Hz / 15A
Length of Power Cord	5'
Product Dimensions	23 7/8" W x 33 3/4" H x 21 1/2" D
Depth to Front of Door	23 21/32"
Depth to Handle	25 21/32"
Depth with door at 90°	46 13/32"
Shipping Weight	160 lbs

Finishes Key

SS = Stainless Steel