



Electrolux

DISHWASHER

EW24ID80QS

Featuring Wave-Touch® Electronic Controls



SIGNATURE FEATURES



PROCLEAN™ SYSTEM

Professional-level clean with ProClean™ System, featuring SatelliteSpray™, 30-minute Fast Wash Cycle, and Target Wash Zones.



SATELLITESPRAY™ ARM

An innovative rotating wash zone gives you 400% more water coverage, targeting virtually every spot in your dishwasher for a truly professional-level clean.



30-MINUTE FAST WASH CYCLE

Thoroughly cleans in just 30 minutes.



TARGET WASH ZONES

Four flexible spray jets deliver a targeted wash to the most challenging dirty dishes, from sport bottles to heavy-duty pots and pans.

PRODUCT DIMENSIONS

Height (Adjustable)	33-3/4" – 35-3/4"
Width	23-3/4"
Depth	24-1/4"

MORE EASY-TO-USE FEATURES

THIRD-LEVEL RACK

Convenient space for spatulas and unique kitchen tools, or extra room for everyday utensils. Easily lifts out for convenient unloading.

EASY-LIFT ADJUSTABLE RACKS

Versatile racking system easily adjusts to provide the perfect place for all your dishware — no pinching, pulling, or toggling required.

LUXURY SOFT GRIP RACKS

Luxury Soft Grip Racks hold plastics and dishware in place, and prevent flipping, for a more thorough clean.

PERFECT STEMWARE™ GRIPS

Eighteen flexible grips gently hold stemware and other delicate items for a secure wash, every time.

LUXURY-QUIET™ DISHWASHER + SMART CLEAN LIGHT

A sound package so quiet, we engineered Smart Clean Light to let you know how much time is left in the cycle, and when your dishes are clean and ready.

SMARTSOIL™ SENSOR

Responsive technology that delivers a more effective, more efficient clean by continuously monitoring water purity to determine exactly how long a cycle should run.

MORE CYCLES

With up to nine cycles — including Heavy, Normal, Fast Wash, Auto, Upper Rack Only, Eco Wash, Stemware, Rinse Only, and "My Favourite" — you can choose the perfect wash for any occasion.

MORE OPTIONS

An even more amazing wash with unique options like Air Dry, NSF® Certified Sanitize Rinse, Hi-Temp Wash, Max Dry, and Delay Start (1-24 hours).

FLEXIBLE UTENSIL BASKET

With a large capacity utensil basket that can be split, reconfigured, and placed anywhere, you have even more loading options.

Available in:



Stainless
(S)

ELECTROLUXAPPLIANCES.CA

DISHWASHER

EW24ID80QS



24" BUILT-IN DISHWASHER

FEATURES

Stainless Steel Interior	Yes
Signature Soft-Arc Handle Design	
Luxury-Hold™ Door	Yes
Wave-Touch® Electronic Controls	Yes
Fully Integrated Control Panel	Yes
Tall-Tub Design	Yes
ProClean™ Wash System	Yes
SatelliteSpray™ Arm	Yes
Target Wash Zones	4
Wash Levels	5
AquaLux™ Wash System	Yes
Luxury-Quiet™ Sound Package	Yes
Sound Level	45 dB
SmartSoil™ Sensor	Yes
Luxury-Dry™ System	Yes
Adjustable Rinse Aid Dispenser with Indicator	Yes
ENERGY STAR®	Yes
Reclaimable	

CYCLES

Auto Wash	Yes
Heavy	Yes
Normal	Yes
Fast Wash (30-Min.)	Yes
China/Crystal	
Perfect Stemware™ Cycle	Yes
Favourite	Yes
Eco Wash	Yes
Upper Rack Only	Yes
Rinse Only	Yes

OPTIONS

Hi-Temp. Wash	Yes
Heat/No Heat Dry	Yes
Max Dry	Yes
NSF® Certified Sanitize Option	Yes
Delay Start (Hours)	1-24

RACK SYSTEM

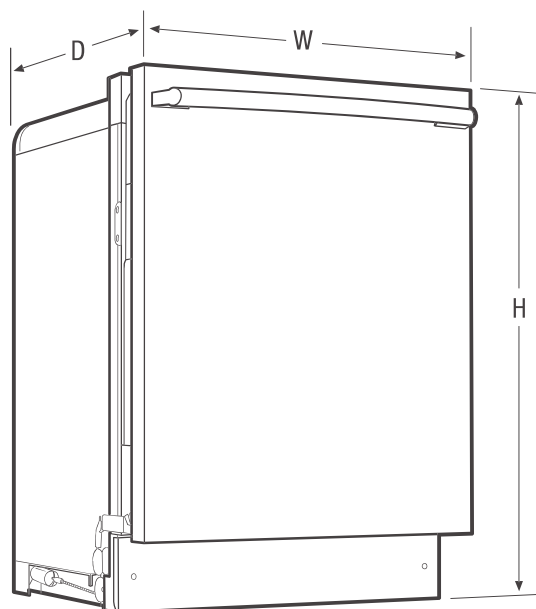
Nylon Rack System	Sure-2-Fit®
Luxury-Glide® Nylon Upper Rack –	
Adjustable Height	Yes
Cup Shelf/Perfect Stemware™ Holders	4/18
Fold-Down Tines	4 Rows
Rack Handle	Yes
Luxury-Glide® Nylon Lower Rack –	
Fold-Down Tines	6 Rows
Stemware/Champagne Glass Holders	2
Silverware Basket	2-Piece Split
Rack Handle	Yes
Third-Level Rack (Single Tray)	Yes

SPECIFICATIONS

Colour –	
Stainless Steel	S
Power Supply Location	Right Bottom Front
Water Inlet Location	Left Bottom Front
Water Usage (Gallons) – Normal Cycle	4.0 – 8.0
Water Pressure (PSI)	15 – 120
Integral Air Gap on Supply	Yes
Voltage Rating	120V/60Hz
Connected Load (kW Rating) @120 Volts [†]	1.44
Amps @ 120 Volts	15
Shipping Weight (Approx.)	115 Lbs.

[†] For use on adequately wired 120V dedicated circuit having 2-wire service with a separate ground wire. Appliance must be grounded for safe operation.

NOTE: Always consult local and national electric and plumbing codes. Refer to Product Installation Guide for detailed installation instructions on the web at electroluxappliances.ca. Specifications subject to change.



PRODUCT DIMENSIONS

Height (Adjustable*)	33-3/4" – 35-3/4"
Width	23-3/4"
Depth	24-1/4"
Depth with 90° Door Open	50-1/4"

*Height only adjustable to 35-3/4" max. when installed in 35-3/4" max. standard cabinetry cutout to allow for 5/16" min. clearance.

Electrolux Major Appliances, N.A.

CANADA • 5855 Terry Fox Way • Mississauga, ON L5V 3E4 • 1-800-265-8352 • electroluxappliances.ca

EW24ID80Q 06/14

© 2014 Electrolux Major Appliances, N.A.



High standards of quality at Electrolux Home Products, Inc. mean we are constantly working to improve our products. We reserve the right to change specifications or discontinue models without notice.

Printed in Canada

GLASS CANOPY WALL-MOUNT HOOD

RH36WC60GS



PRODUCT DIMENSIONS

Height (With One Cover)	29-7/16" Min.
(With Flue Extension)	30-1/8" Min. / 54-9/16" Max.
Width	35-7/8"
Depth	19-11/16"

36" GLASS CANOPY WALL-MOUNT HOOD

FEATURES

Nominal Width	36"
Installation Type	Wall Mount
Style	Stainless Steel/Glass Canopy
Intelligent Heat Sensor	Yes
Air Discharge	Vertical
Air Delivery (CFM)	600
Blower Type	Dual Centrifugal
Electronic Controls with LCD Display	Yes
Fan Speeds	4
Sound Level (dBA)	73.8
Dual Halogen Lights	Yes
Dishwasher-Safe Stainless Steel Filters	Yes
Exhaust Duct	Convertible*
Duct Required	8" Round

ACCESSORIES

Charcoal Filter – PN # RHCFW60GS	Optional
Duct-Free Kit (Single Pack) – PN # RHDFW60GS	Optional

SPECIFICATIONS

Colour –	Stainless Steel
Voltage Rating	120V / 60 Hz / 15A
Connected Load (kW Rating) @ 120 Volts†	0.474
Amps @ 120 Volts	3.8
Shipping Weight (Approx.)	67 Lbs.
Sones Rating	9.0

*Ventilation is convertible to be either ducted outside, or recirculated inside requiring no ducting. (Recirculated option requires use of optional Duct-Free Kit.)

†For use on adequately wired 120V dedicated circuit having 2-wire service with a separate ground wire. Appliance must be grounded for safe operation.

NOTE: Always consult local and national electric codes. Check local building codes for installation requirements, as they may vary per locale. Refer to Product Installation Guide for detailed installation instructions on the web at electroluxappliances.ca.

Specifications subject to change.

SIGNATURE FEATURES




LCD ELECTRONIC CONTROLS

An array of versatile options with easy-to-read blue displays, including a convenient kitchen timer and fan-speed selection. The hood also features sensors that will turn the unit on automatically if it senses heat or smoke.



DUAL-CENTRIFUGAL FANS

Move air quietly and quickly – up to 600 cu. ft. of air per minute.



STAINLESS STEEL FILTERS

Dishwasher-safe for easy cleaning.



HALOGEN LIGHTING

For bright illumination of the cooktop surface.

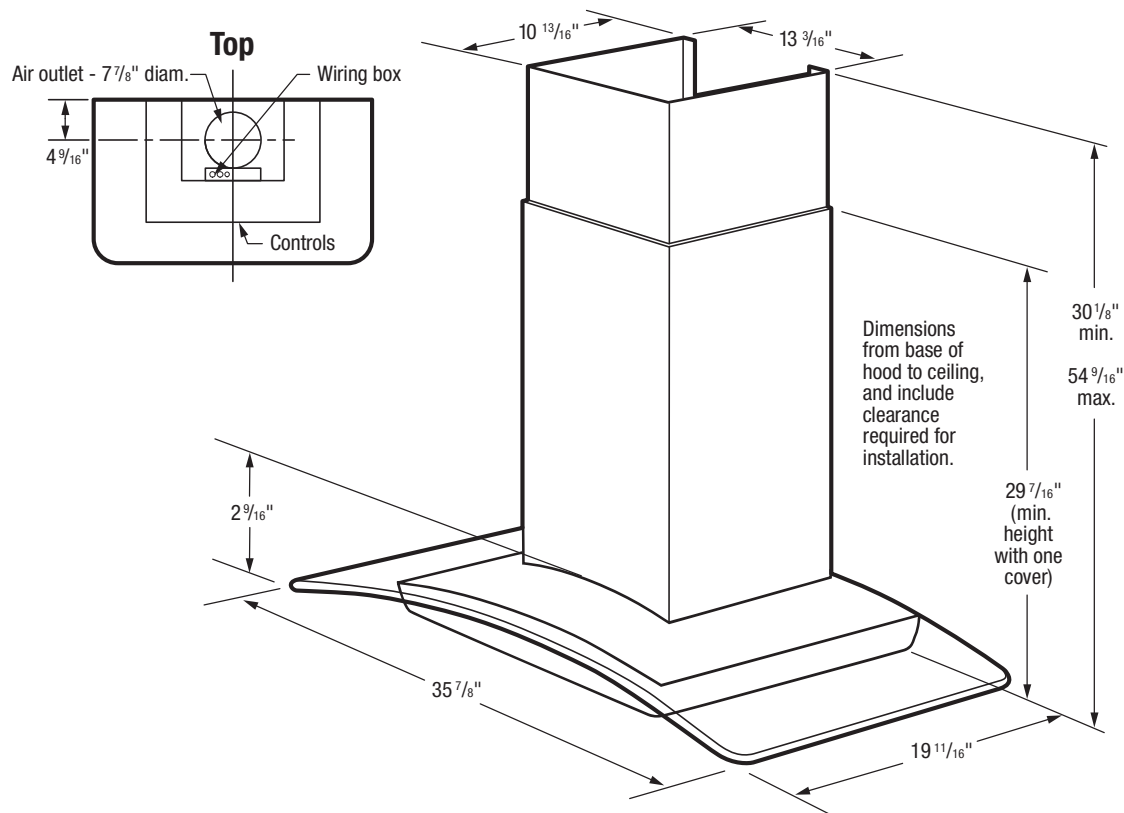
Available in:



Stainless
(S)

GLASS CANOPY WALL-MOUNT HOOD

RH36WC60GS



36" Glass Canopy Wall-Mount Hood Specifications

- Product Weight – 64 Lbs.
- Wall-Mount Installation
- Ventilation system is preset to exhaust air outside. If outside ducting is not possible, optional Duct-Free Kit (PN # RHDFW60GS) is available to convert ventilation to allow air to recirculate inside. (Refer to Ducted Option Specifications for outside ventilation.)
- Sones Rating – 9.0
- Voltage Rating – 120V / 60 Hz / 15 Amps
- Connected Load (kW Rating) @ 120 Volts = 0.474 kW (For use on adequately wired 120V, dedicated circuit having 2-wire service with a separate ground wire. Appliance must be grounded for safe operation.)
- Amps @ 120 Volts = 3.8 Amps
- Always consult local and national electric codes. Check local building codes for installation requirements, as they may vary per locale.
- Minimum installation height allowed from bottom of hood to cooking surface is 24" - 30" for electric and 30" for gas. (NOT more than 36" recommended.)
- To prepare mounting surface, adequate structure and support must be provided, capable of supporting 100 lbs.

Ducted Option Specifications

- For outside ventilation.
- Exhaust Duct Required – 8" round
- For most efficient airflow exhaust, use a straight run or as few elbows as possible.
- Use metallic flex ducting only to connect rigid duct directly to transitions (if allowed by code).
- Thermal breaks such as short section of nonmetallic duct, should be used in areas of extreme cold.
- Cold weather installations should have additional backdraft damper installed.
- Refer to installation instructions on web for detailed exhaust duct preparation and converting vent blower system for recirculating inside.

Note: For planning purposes only. Refer to Product Installation Guide on the web at electroluxappliances.ca for detailed instructions.

Optional Accessories

- Charcoal Filter – (PN # RHCFW60GS).
- Duct-Free Kit (Single Pack) – (PN # RHDFW60GS).



Electrolux Major Appliances, N.A.

CANADA • 5855 Terry Fox Way • Mississauga, ON L5V 3E4 • 1-800-265-8352 • electroluxappliances.ca

RH36WC60G 07/16

© 2016 Electrolux Major Appliances, NA

High standards of quality at Electrolux Home Products, Inc. mean we are constantly working to improve our products. We reserve the right to change specifications or discontinue models without notice.

Printed in Canada

GAS COOKTOP

EW36GC55PS



PRODUCT DIMENSIONS

Width	36"
Depth	21-3/4"
Height (Extreme Bottom to Underside of Cooktop)	4-1/4"

MORE EASY-TO-USE FEATURES

PLATINUM STAR® LIMITED WARRANTY

Our exclusive limited warranty that includes a 3-year coverage on parts and one year on labor without charge.¹

PERFECT OVER A WALL OVEN

Mounts above a single wall oven for additional installation options.

DISHWASHER-SAFE GRATES

For easy cleanup.

Available in:



Stainless
(S)

SIGNATURE FEATURES



MIN-2-MAX GAS BURNER®

Designed with a dual-flame sealed burner, this cooktop offers the widest range of BTU performance in the industry for the utmost versatility — from a roaring 20,000-BTU boil to a 1,100-BTU simmer.



PROFESSIONAL-GRADE CONTROL KNOBS

Professional grade control knobs are designed to provide you with pinpoint precision control.



DEEP-WELL DESIGN

Keeps spills contained for easy cleanup and lowers the cooking surface to countertop-level, which makes moving oversized pots and pans onto and off of the cooking surface much easier.



CONTINUOUS GRATES

Designed for cooking multiple dishes at varying temperatures on a single cooktop. These grates allow easy movement of even the heaviest pots and pans from burner to burner — without lifting.

BURNER	BTU
Min-2-Max Dual-Flame Sealed Burner®	20,000 - 1,100
Sealed Power Burner	14,000
Sealed Precision Burner	9,500
Sealed Precision Burner	5,000 - 750

¹Eligibility based on product registration with Electrolux North America within 60 days of purchase. Products must have been purchased on or after July 1, 2013. Coverage includes material parts for 3 years and labor for 1 year.

GAS COOKTOP

EW36GC55PS



36" GAS COOKTOP

FEATURES

Deep-Well Formed Cooktop	Yes
Professional-Grade Burner Controls	Yes
Continuous Grates	Yes
Min-2-Max Dual Flame Sealed Burner® – 20,000 - 1,100 BTU	1
Sealed Power Burner – 14,000 BTU	1
Sealed Precision Burner – 9,500 BTU	2
Sealed Precision Burner – 5,000 - 750 BTU	1
Linear Flow Burner Valves	Yes
Electric Pilotless Ignition	Yes

ACCESSORIES

Granite Countertop Installation Kit – PN# 903103-9010	Optional
Grill / Griddle – PN# 318251609	Mail-In Card
LP Gas Conversion Kit	Included

SPECIFICATIONS

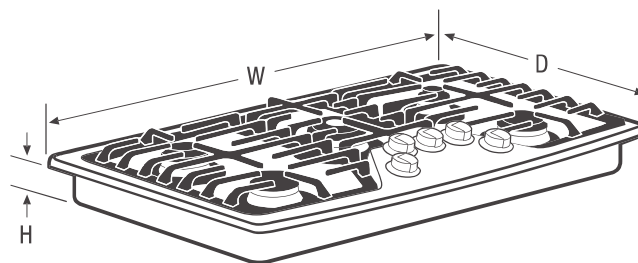
Colour –	
Stainless Steel	S
Gas/Power Supply Connection Location	Right Bottom Rear
Voltage Rating	120V/60Hz/15A
Connected Load (kW Rating) @120 Volts†	.12
Electrical Cable	Yes
Approved for Single Oven Combination Installation*	Yes
Shipping Weight (Approx.)	64

NOTE: Always consult local and national electric and gas codes. Refer to Product Installation Guide for detailed installation instructions on the web at electroluxappliances.ca.

†For use on adequately wired 120V, dedicated circuit having 2-wire service with a separate ground wire. Appliance must be grounded for safe operation.

Specifications subject to change.

*Approved to be used over any Electrolux Single Wall Oven



PRODUCT DIMENSIONS

Width	36"
Depth	21-3/4"
Height (Extreme Bottom to Underside of Cooktop)	4-1/4"

Electrolux Major Appliances, N.A.

CANADA • 5855 Terry Fox Way • Mississauga, ON L5V 3E4 • 1-800-265-8352 • electroluxappliances.ca

EW36GC55P 11/14

© 2014 Electrolux Major Appliances, NA

Printed in Canada



High standards of quality at Electrolux Home Products, Inc. mean we are constantly working to improve our products. We reserve the right to change specifications or discontinue models without notice.

MICROWAVE COMBINATION OVEN

EW30MC65PS

Featuring Wave-Touch® Electronic Controls



SIGNATURE FEATURES



PERFECT TASTE™ DUAL-FAN CONVECTION

For consistently delicious taste and texture, home chefs rely on our dual-fan convection heat, which circulates air evenly with two variable speeds that work in tandem with three heating elements.



PERFECT TASTE™ TEMP PROBE

The Perfect Taste™ Temp Probe does more than measure temperature — it keeps an active eye on your dishes by alerting you when food is at the peak of perfection and automatically adjusting to the Keep Warm setting.



MULTI-STAGE COOKING

Conveniently program your recipes that require multiple cooking stages for optimally prepared dishes.



WAVE-TOUCH® CONTROLS

One simple touch on your microwave or oven and the control panel activates, showing the virtually endless cooking options. After you make your choices, all but the option selected will fade away, returning to an elegant display.

PRODUCT DIMENSIONS

Height	45-1/4"
Width	30"
Depth	24-1/2"

MORE EASY-TO-USE FEATURES

PERFECT TURKEY®

New and improved Perfect Turkey® button works to precisely time your convection roast for turkey that is perfectly done — crispy on the outside and juicy on the inside. And now, it even counts down the time remaining, so you can prepare your other dishes and have them all ready to serve at the same time, perfectly hot.

FRESH CLEAN™ TECHNOLOGY

Exclusive Fresh Clean self-cleaning technology virtually eliminates odours and smoke to keep the room smelling fresh.

SELF-CLEANING PORCELAIN RACKS

Bake, roast, broil, savor — the cleaning's on us. Our porcelain racks are safe to stay inside of the oven during the self-clean cycle, eliminating the mess and inconvenience of removing and cleaning racks by hand.

EASY-TO-CLEAN INTERIORS

Premium non-stick coating for easy cleanup.

900 WATTS

CERAMIC TURNTABLE

SIX AUTO COOK FEATURES

HIGH AND LOW METAL RACKS

LUXURY-GLIDE® OVEN RACK

With a ball bearing system, the oven rack is so smooth it extends effortlessly.

PLATINUM STAR® LIMITED WARRANTY

Our exclusive limited warranty that includes a 3-year coverage on parts and one year on labour without charge.¹

Available in:



Stainless
(S)

¹Eligibility based on product registration with Electrolux North America within 60 days of purchase. Products must have been purchased on or after July 1, 2013. Coverage includes material parts for 3 years and labour for 1 year.

MICROWAVE COMBINATION OVEN

EW30MC65PS



30" BUILT-IN MICROWAVE COMBINATION OVEN

MICROWAVE FEATURES

Oven Cavity	1.5 Cu. Ft.
Watts	900
Oven Interior	Stainless Steel
Interior Krypton Light	Yes
Porcelain Enamel Turntable	Yes

MICROWAVE CONTROL PANEL FEATURES

Wave-Touch® Electronic Controls	Yes
Electronic Clock & Timer	Yes
Humidity Sensor	Yes
Power Levels	10
Touch Pad Controls	Yes
Auto Defrost Options	6
Auto Cook Options – Pizza, Beverage, Soften/Melt, Snacks, Auto Reheat, Auto Defrost	6
Auto Reheat Options – Fresh Rolls/Muffins, Frozen Rolls/Muffins, Pasta	3
Sensor-Cook Options – Ground Meat, Rice, Fish/Seafood, Frozen Entrees, Chicken Breast, Popcorn, Fresh Veggies, Frozen Veggies, Baked Potato, Reheat	10
Multi-Stage Cooking Options	Yes
Add 30 Seconds	Yes
Adjustable Sound Level for Timers/Reminders	Yes

OVEN FEATURES

Oven Cavity	4.8 Cu. Ft.
Hidden Bake Element	Yes
Electric Bake Element / Convection Element – 2000W / 2500W	Yes
Six-Pass Broil Element – 4000 Watts	Yes
Oven Interior	Cobalt Blue
Self-Clean Options with Door Lock	Yes
Perfect Taste™ Dual-Fan Convection	Yes
Cooking Modes – Bake, Broil, Convection Bake, Convection Roast, Convection Broil, Keep Warm, Slow Cook	7
Baking Options – Convection Convert, Defrost, Dehydrate, Delay Bake, Bread Proof, My Favourites, Rapid Preheat, Multi-Stage Cooking, Temperature Probe	9
Luxury-Design® Lighting with Dual 40W and 25W Halogen Bulbs	Yes
Luxury-Glide® Racks / Conventional Racks	1/2
Convection Roasting Rack	1
Flat Oven Door Design	Yes
Sabbath Mode (Star-K® Certified)	Yes

OVEN CONTROL PANEL FEATURES

Wave-Touch® Electronic Oven Control	Yes
Keypad Entry of Time & Temperature	Yes
Electronic Clock, Timer & Temperature Display	Yes
Programmable for °F or °C	Yes
Automatic Oven (Delay, Cook & Off)	Yes
Lockout	Yes
Automatic Oven Shutoff – 12 Hour	Yes
Luxury-Design® Halogen Oven Light Touch Pad	Yes

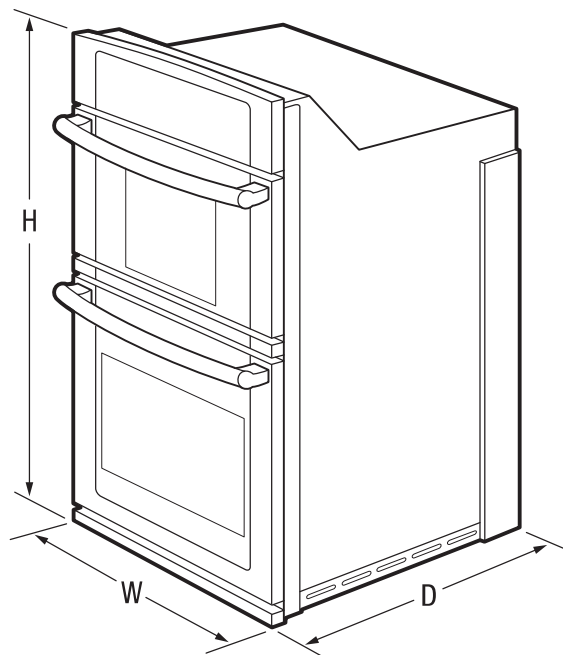
ACCESSORIES

Porcelain Broiler Pan and Insert	Included
3"-High Bottom Trim – PN # 903114-9110	Optional

SPECIFICATIONS

Colour – Stainless Steel	S
Power Supply Connection Location	Left Bottom Rear
Connected Load (kW Rating) @ 240 / 208 Volts	8.5/6.4
Amps @ 240 / 208 Volts	35.4/30.8
Minimum Circuit Required (Amps)	40
Shipping Weight (Approx.)	297 Lbs.

NOTE: Always consult local and national electric codes. Refer to Product Installation Guide for detailed installation instructions on the web at electroluxappliances.ca.
Specifications subject to change.



PRODUCT DIMENSIONS

Height (Including 1" Bottom Trim)	45-1/4"
Width	30"
Depth (to Front Door Corner) (with 90° Door Open)	24-1/2" 45-1/2"

MICROWAVE CAVITY DIMENSIONS

Height	9-5/8"
Width	16-1/8"
Depth	16-1/8"

OVEN CAVITY DIMENSIONS

Height	17-1/2"
Width	24-1/8"
Depth	19-1/2"

Electrolux Major Appliances, N.A.

CANADA • 5855 Terry Fox Way • Mississauga, ON L5V 3E4 • 1-800-265-8352 • electroluxappliances.ca

EW30MC65P 11/15

© 2015 Electrolux Major Appliances, NA

Printed in Canada



High standards of quality at Electrolux Home Products, Inc. mean we are constantly working to improve our products. We reserve the right to change specifications or discontinue models without notice.

FRENCH DOOR REFRIGERATOR

EI23BC37SS

Featuring IQ-Touch™ Electronic Controls



SIGNATURE FEATURES



COOL ZONE™ KEEPS ITEMS READY TO SERVE

When you need to entertain on a whim, you can rely on our Cool Zone™, which keeps snacks and beverages perfectly chilled and ready to serve.



CRISPER DRAWERS KEEP FRUITS AND VEGGIES AT THEIR MOST DELICIOUS

Veggies and fruits retain their just-picked taste with our Adjustable Humidity-Controlled Crisper Drawers that lock in freshness longer.



COUNTER-DEPTH DESIGN

Gives you a sleek built-in look.



SELF-CLOSING DOORS GIVE YOU PEACE OF MIND

Maintain your desired temperature in the refrigerator while never worrying about accidentally leaving the door open.

PRODUCT DIMENSIONS

Height	69-7/8"
Width	36"
Depth	28-1/2"

MORE EASY-TO-USE FEATURES

ENERGY STAR®-CERTIFIED

Our products are rigorously tested to meet strict ENERGY STAR® guidelines.

IQ-TOUCH™ CONTROLS DISPLAY ALL YOUR OPTIONS

For those who like to have their options always visible, the IQ-Touch™ control panel displays all of your options, at all times.

PLATINUM STAR® LIMITED WARRANTY

Our exclusive limited warranty that includes three years coverage on parts and one year on labour.¹

SLIDING SPILLSAFE® GLASS SHELVES

Slide-out for easy access and are designed to keep spills contained, making them easy to clean.

LUXURY-DESIGN® LIGHTING

Our designer LED lighting ramps up and is as beautiful as it is functional.

LUXURY-GLIDE® FREEZER DRAWERS FOR EFFORTLESS ACCESS TO ITEMS

Access it all — our Luxury-Glide® Freezer drawers glide out smoothly and fully extend, letting you see every last item inside.

PUREADVANTAGE® FILTRATION SYSTEMS

Our filtration system keeps clean, filtered air circulated throughout and our 3M® water filter keeps fresh, clean water and ice at your fingertips.

STAY INFORMED WITH THE REFRIGERATION ALARM SYSTEM

Rest assured with our Refrigeration Alarm System, which alerts you to important changes, including power failures, an open door and elevated freezer temperatures.

FULL-EXTENSION FREEZER BASKETS

Baskets give you additional functional space to organize and store more.

Available in:



Stainless
(S)

¹Eligibility based on product registration with Electrolux North America within 60 days of purchase. Products must have been purchased on or after July 1, 2013. Coverage includes material parts for 3 years and labour for 1 year.

FRENCH DOOR REFRIGERATOR

EI23BC37SS



23 CU. FT. COUNTER-DEPTH FRENCH DOOR REFRIGERATOR

CAPACITIES

Total Capacity	21.6 Cu. Ft.
Fresh Food Volume	14.82 Cu. Ft.
Freezer Volume	6.82 Cu. Ft.
Total Shelf Area	23.2 Sq. Ft.
Fresh Food Shelf Area	17.85 Sq. Ft.
Freezer Shelf Area	5.36 Sq. Ft.

EXTERIOR

Signature Soft-Arc Door and Handle Design	Yes
Electronic Controls	IQ-Touch™
Hidden Hinge Door Design	Yes
Ice/Water Dispenser	Yes
Perfect Set® Temperature Control System and Display	Yes
Crushed Ice/Cube Ice/Water	Yes/Yes/Yes
Air and Water Filter Indicator/Reset	Yes
Ice Maker On/Off	Yes
Fast Freeze™	
Lock/Dispenser Light Control	Yes/Yes

FRESH FOOD CONVENIENCES

PureAdvantage® Water & Ice	Yes
PureAdvantage® Air Filtration/Water Filter Location	Yes/Top Right
Temp Alarm System/Door Ajar Alarm	Yes/Yes
Power Failure Alarm	Yes
SpillSafe® Glass Shelves	Sliding
Humidity-Controlled Left Crisper	Luxury-Glide®
Humidity-Controlled Right Crisper	Luxury-Glide®
Perfect Temp® Drawer	
Cool Zone™ Drawer	Yes
Wine and Beverage Rack	
Dispenser Bin	Yes
Clear Gallon Door Bins (Adjustable)	1
Clear 2-Litre Door Bins (Removable)	1
Clear 1/2-Gallon Door Bins (Adjustable)	1
Clear Condiment Bin	1
Clear Dairy Door	1
Clear Tilt-Out Can Racks	2
Luxury-Design® LED Ramp-Up Multilevel Lighting	Yes
Automatic Ice Maker	Yes

FREEZER CONVENIENCES

Automatic Ice Maker (Second Ice Maker)	Optional
Luxury-Glide® Self-Closing Drawer	Yes
Sliding Freezer Baskets	Yes
Soft Freeze™ Bin/Wire Pizza Slot	No/Yes
Plastic Basket Tray	Yes
Luxury-Design® LED Ramp-Up Multilevel Lighting	Yes

ADDITIONAL FEATURES

ENERGY STAR®	Yes
Sabbath Mode (Star-K® Certified)	Yes

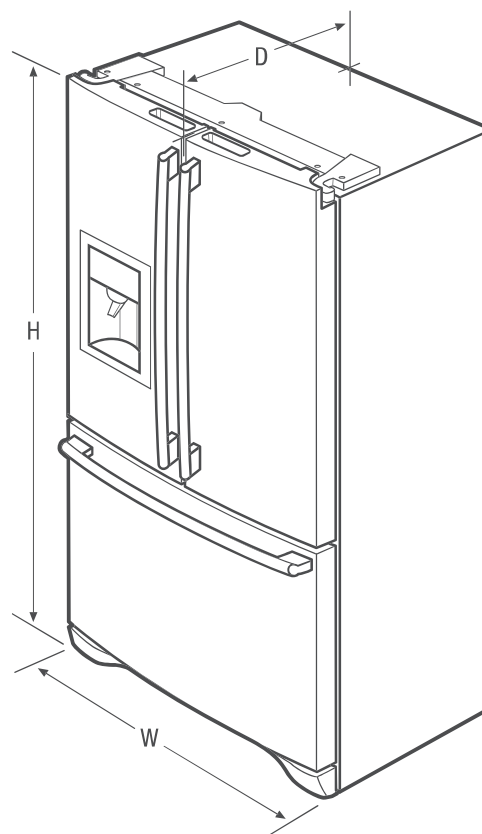
SPECIFICATIONS

Colour –	
Stainless Steel	S
Power Supply Connection Location	Right Bottom Rear
Water Inlet Location	Left Bottom Rear
Voltage Rating	120V/60 Hz
Connected Load (kW Rating) @ 120 Volts†	1.02
Minimum Circuit Required (Amps)	15
Shipping Weight (Approx.)	350 Lbs.

†An electrical supply with grounded three-prong receptacle is required. The power supply circuit must be installed in accordance with national and local codes & ordinances.

NOTE: Always consult local and national electric and plumbing codes. Refer to Product Installation Guide for detailed installation instructions on the web at electroluxappliances.ca.

Specifications subject to change.



PRODUCT DIMENSIONS

Height (Including Door)	70-1/8"
Width	36"
Depth (Including Door)	28-1/2"
(with Door 90° Open)	42-1/2"
(with Drawer Fully Extended)	46"

Electrolux Major Appliances, N.A.

CANADA • 5855 Terry Fox Way • Mississauga, ON L5V 3E4 • 1-800-265-8352 • electroluxappliances.ca

EI23BC37S 10/16

© 2016 Electrolux Major Appliances, N.A.



High standards of quality at Electrolux Home Products, Inc. mean we are constantly working to improve our products. We reserve the right to change specifications or discontinue models without notice.

Printed in Canada