



French Door Refrigerator

FPBC2277RF

22 Cu. Ft. Counter-Depth



Signature Features



PureAir Ultra® Filtration System
Fresh air offers great taste. PureAir Ultra® Filtration removes up to 7 times more odour than baking soda to keep ingredients tasting fresh.¹



SpacePro™ Slide-Under Shelf
Slides under to fit a variety of tall foods and beverages to optimize your space.



SpacePro™ Shelving System
Offers quick access to fresh ingredients with organizational solutions designed for space optimization like SpacePro™ Slide-Under & Flip-Up Shelves and SpacePro™ Adjustable Crisper Bins.



Smudge-Proof™
Resists fingerprints and cleans easily.

Product Dimensions

Height (Including Hinges & Rollers)	69-7/8"
Width (Doors)	36"
Depth (Including Door)	28-1/2"

More Easy-To-Use Features

PureSource Ultra® II Water Filtration

Drink and cook with Pure Water. PureSource Ultra® II Water Filters remove 99.3% of lead and 99.99% of cysts from your household water.²

Counter-Depth Design

Built-in look, maximize your space. Save over 4 inches of kitchen floor space with our counter-depth design.³

SpacePro™ Adjustable Crisper Bins

Optimize your space and keep food fresh with our crisper bins that adjust a variety of ways and keep produce at the ideal humidity level.

SpacePro™ Flip-Up Shelves

Adjusts to fit a variety of foods and beverages, big or small, for quick access.

SpacePro™ Freezer System

Optimize your freezer space with the PowerGlide™ Freezer Drawer and the SpacePro™ Freezer Basket with Adjustable Divider, keeping frozen foods organized and accessible.

Automatic Alerts

Alerts you if the door is left open, if the temperature rises or if the power goes out so your food stays at its optimal temperature.

SpacePro™ Full-Width Drawer

Keep a variety of foods fresh and easily accessible with our SpacePro™ Drawer.

SpacePro™ Door Bins

Access fresh food from our gallon-size door bins quickly.

Sabbath Mode (Star-K® Certified)

Available in:



Stainless
(F)

¹Based on a six-hour closed door test of certain common odours in the fresh food compartment of a 21 Cu. Ft. refrigerator.

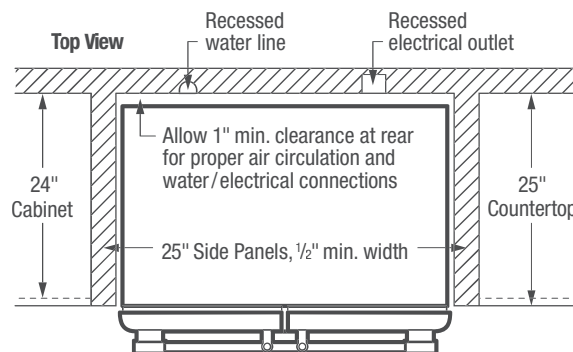
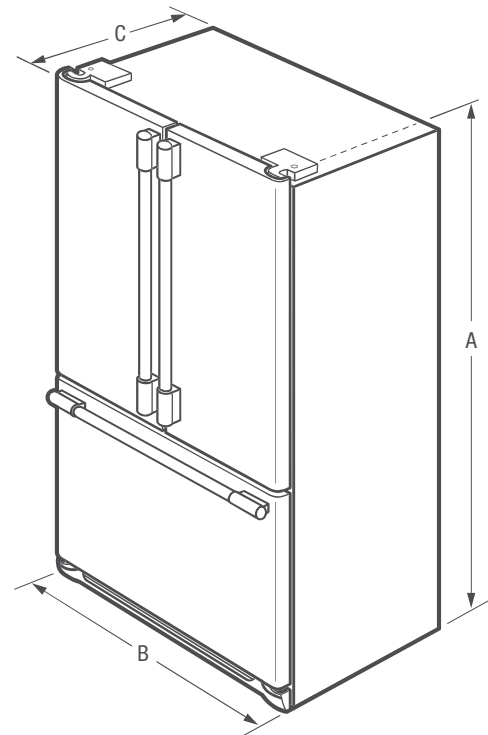
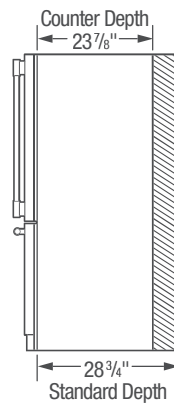
²Tested and certified by NSF® International. See performance data sheet for individual contaminants and reduction performance.

³Compared to a Frigidaire Standard-Depth French Door bottom mount refrigerator.

Features	
Door Design	Square Doors
Door Handle Design	Stainless Steel
Cabinet Finish	Grey
Door Stops/Door Closers	Yes/Yes
Door Hinge Covers	Hidden
Rollers - Front/Rear	Adjustable/Yes
Energy Saver Plus Technology	
Water Filter Location	Top-Right Fresh Food Section
Sound Package	Quiet Design
Dispenser	
Controls	PrecisionPro™
Dispenser Design	Flush, Single-Paddle
Number of Dispenser Buttons	16
Crushed Ice/Cube Ice/Chilled Water	Yes/Yes/Yes
Ice Option/Freeze Option	No/PowerPlus™ Freeze
Display On/Off Option	
Lock/Light	No/Yes
Temp/Door Ajar/Power Failure Alerts	Yes/Yes/Yes
Water Filter Change Indicator Light	Yes
Air Filter Change Indicator Light	Yes
Refrigerator Features	
Lighting	PowerBright™ LED
Water Filter Type	PureSource Ultra® II
Air Filter Type	PureAir Ultra®
Quarter-Width Fixed Shelves	1 SpacePro™ Flip-Up
Half-Width Fixed Shelves	1 SpacePro™ Slide-Under
Quarter-Width Sliding Shelves	
Half-Width Sliding Shelves	2 SpacePro™
Cantilever Shelves	Yes
SpacePro™ Full-Width Drawer	1
Hanging Wine Rack/Can Dispenser	1 Clear/No
SpacePro™ Adjustable Crisper Drawer/Humidity Controls	2 Clear/2
Dairy Compartment	1 Clear (Right Door)
SpacePro™ Fixed Door Bins	2 White (1 per door)
2-Litre Fixed Door Bins	1 Clear
Gallon Adjustable Door Bins	1 Clear
2-Litre Adjustable Door Bins	
Dispenser Bin	
Non-Slip Bin Liner/Bottle Retainers	3 Grey/Yes (Dispenser Bin Only)
Freezer Features	
PowerGlide™ Pull-Out Drawer	Yes
Sliding Full-Width Freezer Baskets	2 SpacePro™
Basket Dividers	1 (Bottom Basket)
Lighting	PowerBright™ LED
Automatic Ice Maker (2nd Ice Maker)	Yes
Certifications	
Sabbath Mode (Star-K® Certified)	Yes
Specifications	
Total Capacity (Cu. Ft.)	22.6
Refrigerator Capacity (Cu. Ft.)	15.7
Freezer Capacity (Cu. Ft.)	6.9
Power Supply Connection Location	Right Bottom Rear
Water Inlet Connection Location	Left Bottom Rear
Voltage Rating	120V/60Hz/15A
Connected Load (kW rating) @ 120 Volts¹	1.02
Amps @ 120 Volts	8.5
Minimum Circuit Required (Amps)	15
Shipping Weight (Approx.)	345 Lbs.

¹For use on adequately wired 120V, dedicated circuit having 2-wire service with a separate ground wire. Appliance must be grounded for safe operation.

Standard Refrigerator Depth vs. Counter Depth



NOTE: For planning purposes only. Always consult local and national electric and plumbing codes. Refer to Product Installation Guide for detailed installation instructions on the web at frigidaire.ca.



Product Dimensions		"Built-In Look" Cutout Dimensions	
A-Height (Incl. Hinges & Rollers)	69-7/8"	Height (Incl. Hinges and Rollers)	70-1/4"
B-Cabinet Width/Door Width	35-7/8" / 36"	Width	36"
C-Depth (Incl. Door)	28-1/2"	Depth	25"
Depth with Door Open 90°	42-1/2"		
Depth with Drawer Fully Extended (Incl. Handle)	45-1/2"		

Accessories information available on the web at frigidaire.ca



Freestanding Range

FPGH3077RF

30" Gas



Signature Features



PowerPlus® 2-in-1 Burner & Griddle

Ultimate cooking flexibility for endless meal options. Use the simmer burner for delicate foods like sauces or the griddle burner for pancakes or flatbread.



PowerPlus® Temperature Probe

Ensures great results the first time. Set and monitor dish temperature with the PowerPlus® Temperature Probe.



PowerPlus® Convection

Powerful performance delivers consistent results. Evenly cooked dishes, every time, with PowerPlus® Convection Bake and Roast.



PowerPlus® Preheat

With PowerPlus® Preheat, your oven is ready in a few minutes for a powerful start to every delicious meal.

Product Dimensions

Height (Min./Max.)	36-1/8" / 36-5/8"
Width	29-7/8"
Depth (Including Handle)	28-3/4"

More Easy-To-Use Features

Smudge-Proof™

Resists fingerprints and cleans easily.

Professional-Grade Design, Without the Remodel

Upgrade your kitchen and get the look of a built-in range, without the remodel. The range slides into 30" cutouts.¹

PowerPlus® Burner

Quickly boil, saute, and sear foods at high heat with the PowerPlus® 18,000 BTU burner.

PrecisionPro Controls™

Prepare a range of dishes with precision, whether you're simmering, sautéing, searing or boiling.

Convection Conversion

Automatically converts the convection oven to the ideal cooking time for evenly cooked dishes.

Sabbath Mode (Star-K® Certified)

Available in:

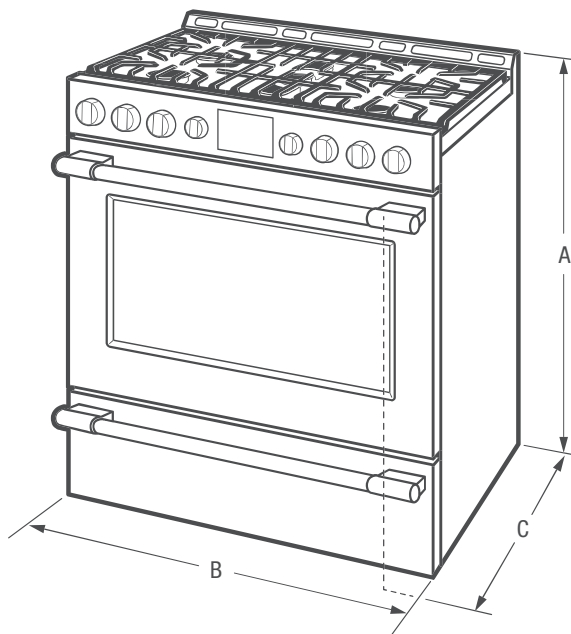


Stainless
(F)

Burners	BTU
Right Front	18,000
Right Rear	5,000
Left Front	7,500
Left Rear	12,000
Centre Griddle	3,000-12,000
Centre Simmer	1,125-3,500

¹Fits the cutout of a 30" freestanding range.

Features	
Oven Control/Timing System	PrecisionPro Controls™
Surface Type	Deep Sump Stainless Steel
Sealed Gas Burners	Yes
Grates	Continuous Cast Iron w/Black Matte Finish
Window	Extra-Large with Black-Tint Finish
Exterior Door Finish	Smudge-Proof™ Stainless Steel
Handle Design	Stainless Steel
Exterior Finish (Side Panels)	Black
Convection System	PowerPlus® Single-Fan Convection
Oven Cleaning System	Self Clean
Drawer Functionality	Storage
Oven Controls	
Bake/Broil	Yes/Yes
Effortless™ Convection Conversion	Yes
Convection Bake/Broil/Roast	Yes/No/Yes
PowerPlus® Convection	Yes
PowerPlus® Preheat	Yes
PowerPlus® Temperature Probe	Yes
Keep Warm	Yes
Self Clean	2, 3, 4 Hours
Rapid Clean Option	2 Hours
Kitchen Timer/Timed Cook Option	Yes (2)/No
Auto Oven Shut-Off	Yes
Cooktop Features	
Right Front Burner (BTU)	18,000
Right Rear Burner (BTU)	5,000
Left Front Burner (BTU)	7,500
Left Rear Burner (BTU)	12,000
Centre Griddle Burner (BTU)	3,000-12,000
Centre Simmer Burner (BTU)	1,125-3,500
Oven Features	
Capacity (Cu.Ft.)	5.1
Oven Light	2
Rack Configuration	1 PowerGlide™, 1 Handle, 1 Offset
Baking System	Even Baking Technology
Bake Burner/Broil Burner (BTU)	18,000/11,500
Optional Accessories	
Griddle/Grill (2-sided)	Included
Certifications	
Sabbath Mode (Star-K® Cert.)	Yes
Specifications	
Oven Interior (H x W x D)	18-5/8" x 24-1/8" x 19-1/2"
Power Supply Connection Location	Left Bottom Rear
Gas Supply Connection Location	Right Bottom Rear
LP Gas Conversion Kit	Included
Voltage Rating	120V/60Hz/15A
Amps @ 120 Volts	15
Shipping Weight (Approx.)	230 lbs.



NOTE: For planning purposes only. Always consult local and national electric and gas codes. Refer to Product Installation Guide for detailed installation instructions on the web at frigidaire.ca.



Product Dimensions		Cabinet Cutout Dimensions	
A-Height (Min./Max.)	36-1/8" / 36-5/8"	Height (Standard)	36"
B-Width	29-7/8"	Width (Min.)	30-1/8"
C-Depth (Including Handle)	28-3/4"	Depth (Min.)	24"
Depth with Door Open 90°	46"		

Accessories information available on the web at frigidaire.ca

Dishwasher

FPID2498SF

24" Built-In



Signature Features



A Complete Clean

Clean dishes in one cycle with OrbitClean® Wash System, which uses four times more water coverage¹ for a complete clean.



Remarkable Dry

Dishes come out remarkably dry every time with EvenDry™².



A Place for Everything

Experience the ultimate flexibility of the SpacePro® Organization System. The third rack offers easy access and fits small cooking utensils, while the second rack adjusts to fit tall pots and pans.



Cleans Hard-to-Reach Spots

Clean hard-to-reach spots with our PrecisionPro Wash Zones™ that target tough spots for the ultimate clean.

Product Dimensions

Height (Adjustable)	33-3/4" - 35-3/4"
Width	24"
Depth (Including Door)	24-1/4"

More Easy-To-Use Features

Powerful Clean, Fast

Get a powerful clean, fast with the best 30-minute clean³.

Smudge-Proof™

Resists fingerprints and cleans easily.

Know When Dishes Are Ready

Lets you know when dishes are complete when the blue LED light appears with PowerBright™ Floor Light.

Automatically Adjusts Cycles

DishSense™ Technology automatically adjusts the cycle time based on the level of clean that your dishes need for an efficient clean.

Efficient Water Usage

Cleans a full load of dishes using 15% less water⁴.

Consistent Cleaning Performance

For a consistent, reliable clean, our dishwasher has a removable stainless steel filter that prevents re-depositing of food particles.

Holds Up to 14 Place Settings

Clean up to 14 place settings in one cycle.

ENERGY STAR®

NSF® International Certification



Available in:



Stainless
(F)

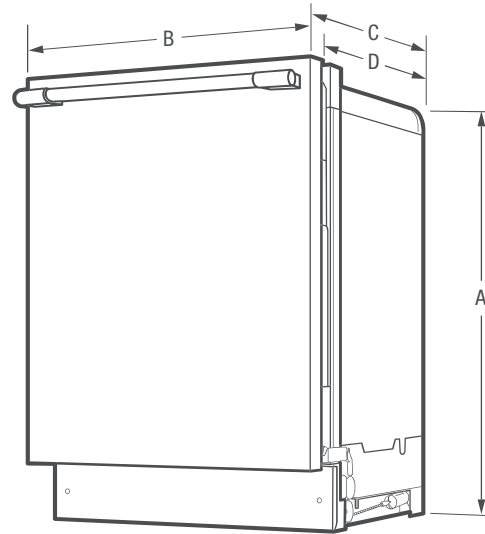
¹Than a traditional spray arm.

²When used with rinse aid.

³Tested against competing models with comparable quick cycle times according to ANSI/AHAM DW-1-2010 with only 6 place settings.

⁴Over a year when using our normal cycle in a stainless tub compared to our plastic tub.

Features	
Control Design	Fully-Integrated Pro-Select®
Digital Display	Yes
Door Latch/Stay-Put Door Hinge Design	Yes/Yes
Low Rinse-Aid Indicator Light	Yes
Interior Design/Interior Colour	Tall Tub/Stainless Steel
Wash System	Direct Feed
Wash Arm	OrbitClean®
Wash Levels/Wash Speeds	5/Variable
DishSense™ Technology	Yes
AquaSurge™ Technology	Yes
Sound Package	SilentDesign™
Filter/Filter Trap	S. Steel/Removable
Soft Food Disposer	
dB Level	47
Drying System	EvenDry™
Cycles	
Number of Cycles	7
PowerPlus™ (Heavy)	Yes
Normal	Yes
Light	
Quick Wash (30-Min.)	Yes
Favourite	Yes
China Crystal	Yes
Rinse Only	Yes
Energy Saver Plus	Yes
Upper Rack Wash Only	
Cycle Indicator Light/Control Lock	Yes/Yes
Cycle Complete Floor Beam Indicator	PowerBright™ LED
Options	
Heat/No Heat Dry	Yes
Hi-Temp Wash	Yes
NSF® Certified Sanitize Rinse	Yes
Delay Start	1-24 Hour
Rack System	
Rack Design	Deluxe
Rack Coating	Nylon TufRacks™
SpaceWise® Upper Rack -	
Rack Handles	Yes
Delicate-Care™ Soft Grips	Optional PN# 5304494157
Fold-Down Tines	Yes
Cup Shelves/Stemware Grips	2/6
Versa-Tray™	
Adjustable Rack Height	Yes
Lower Rack -	
SpaceWise® Silverware Basket	3-Piece Split
Fold-Down Tines	2 Full Rows
Small Items Cover	3
Third-Level Rack (Single Tray)	Yes
Certifications	
ENERGY STAR®	Yes
NSF® International Certification	Yes
Specifications	
Water Inlet Location	Bottom Left
Water Usage (Gallons)	4.0 - 8.0
Water Pressure (PSI)	20 - 90
Integral Air Gap on Supply	Yes
Leveling Legs	Yes
Power Supply Connection Location	Right Bottom Front
Voltage Rating	120V/60 Hz/15A
Connected Load (kW Rating) @ 120 Volts¹	1.44
Amps @ 120 Volts	15
Shipping Weight (Approx.)	75 Lbs.



NOTE: For planning purposes only. Always consult local and national electric and plumbing codes. Refer to Product Installation Guide for detailed installation instructions on the web at frigidaire.ca.



Product Dimensions		Cutout Dimensions	
A - Height (Adjustable)	33-3/4" - 35-3/4"	Height (Min.)	34"
B - Width	24"	Height (Max.)	35-3/4"
C - Depth (Including Door)	24-1/4"	Width (Min.)	24"
D - Depth (To Tub Flange)	22-1/2"	Depth (Min.)	24"
Depth with Door Open 90°	50-1/4"		

¹For use on adequately wired 120V, dedicated circuit having 2-wire service with a separate ground wire. Appliance must be grounded for safe operation.

Accessories information available on the web at frigidaire.ca