

BIK 12 TH 12

# GOEMANS APPLIANCES

1-877-463-6267

HST # 105167993 WWW.GOEMANS.COM

Find us on Facebook at www.facebook.com/GoemansAppliances

## PACKING SLIP

# HB00012974-1

Salesperson: MIKE ALBANESE

Purchase Date: 11/26/16

Invoice Finished Date:

Delivery/Pickup Date: Mar 01, 2017

Invoice Type: VBL

Date Printed: Nov 26, 2016

Page: 1



### ONLINE BANKING ACCOUNT

**BILL TO:** 6472874914

IGBON, AHMAD

24 RIMROCK CRES

LOT 12

WHITBY, ON L1N 7H9

TEL# (647) 287-4914 BUS#

**SHIP TO:** 6472874914

IGBON, AHMAD

24 RIMROCK CRES

LOT 12

WHITBY, ON L1N 7H9

TEL# (647) 287-4914 BUS#

Directions: .

QTY	LOC	MODEL #	SERIAL #	COLOUR	BRAND - DESCRIPTION
1		PCGS950SEFSS		STAINLES	GEP, RAGS: RANGE, GAS, SLIDE-IN
1		RF23HCEDBSR/AA		STAINLES	S/I, 6.8CF, S/C CONV, 20K, S/C EXT RKS, CAST IRON GRDLE
1		ZK5600AS		STAINLES	SAM, REBC3: REFRIGERATOR, FRENCH 3-DOOR, C
1		WM3670HVA		GRAPHITE	23 CU.FT BM FD FRIDGE, IW DISP, COUNTER DEPTH
1		P-DRIVER BASIC F/L OR T/L H/U			ZEP, HOUN: HOOD, UNDER-CABINET
		DRIVER/BASIC STANDARD WASHER AND ELECTRIC DRYER HOOKUP TO EXISTING			EURO DESIGN, 30W, 600CFM, 3SP, INCANDESCENT
		VENTING ONLY & IF OLD UNITS ARE DISCONNECTED PRIOR BY CUSTOMER***ANY			LGE, WAFL: WASHER, FRONT LOAD, LARGE CAPA
		SITUATION ARISING THAT PREVENTS A HOOKUP AT TIME OF DELIVERY SUCH AS			FNT CNTRL, 27W, 5.2CUFT, 9CYC, DIRECT DRIVE, STEAM
		SITE NOT BEING READY ie: WASHER HOSES TOO SHORT, N			
		O WASHER HOSES, NO METAL VENTING OR CLAMPS, VENTING NOT IN PLACE, OR			
		IMPROPER DRAINING WILL NOT BE INSTALLED***			
		MUST ADD WASHER HOSES			
1		DLEX3370V		GRAPHITE	LGE, DREFL: DRYER, ELECTRIC - TO MATCH LAR
2		HOSE LNDRY 6FT 48			FNT CNTRL, 27W, 7.3CUFT, 9CYC, STEAM
1		WATR1	UNASSIGNED		REL, AWA: ACCESSORY WASHER
			INSTALLER		1X 6 FT WASH HOSE, 3/4, STAINLESS STEEL BRAID
		Hook-up of existing waterline. Will include handle install, levelling & unpacking if required			Water short connect

- All products remain the property of Goemans until paid in full.
- Removal of old appliances at owner's risk and must be disconnected.
- Please refer to delivery/installation brochures for important details.
- All authorized returned products will be subject to a restocking charge.
- Interest of 18% per annum will be charged on overdue accounts.
- Upon delivery customer agrees to accept service in accordance with manufacturer's warranty.
- This sales invoice is based on delivery within 12 months from date of purchase. After 12 months (or if market conditions adversely change) Goemans reserves the right to review pricing/delivery on this order and offer our customers options to accommodate these changes. Any & all date sensitive supplier promotions are exempt from the 12 month price guarantee and must be taken by the promotional delivery deadline.

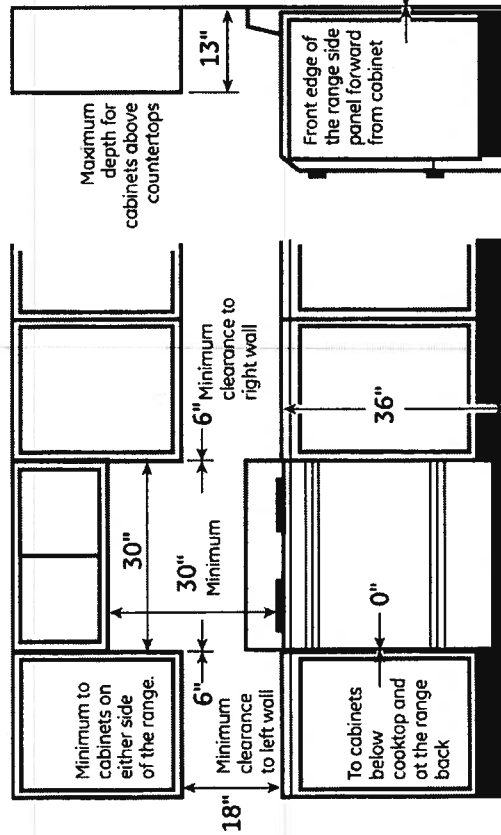
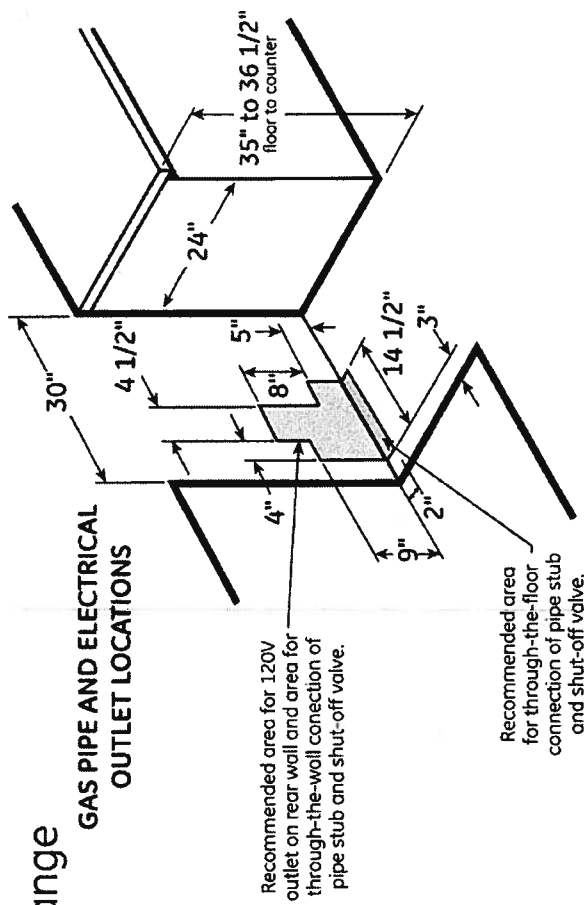
WHITE CUSTOMER COPY

PINK GOEMANS COPY

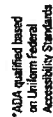
## GE Profile™ Series 30" Slide-In Double Oven Gas Range

**Note:** Door handle protrudes 3" from door face. Cabinets and drawers on adjacent 45° and 90° walls should be placed to avoid interference with the handle.

**Installation Information:** Before installing, consult installation instructions packed with product for current dimensional data.



For answers to your Monogram® or GE® appliance questions, visit our website at [geappliances.com](http://geappliances.com) or call GE Answer Center® service, 800.626.2000.




All GE ranges are equipped with an Anti-Tip device. The installation of this device is an important, required step in the installation of the range.

# PGS950SEF

## GE Profile™ Series 30" Slide-In Double Oven Gas Range

### Features and Benefits

- Double Oven 6.8 cu. ft. Total Capacity - Large capacity is ideal for big meals
- 20,000 BTU Tri-Ring Burner - Offers the flexibility of three different burners
- Center Oval Burner - Large oval fifth burner is ideal for griddle or odd-size cookware
- Reversible Cast-Iron Griddle/Grill - Two great ways to cook
- Precise Simmer Burner - Delicate foods don't burn with low, even heat
- Stainless Steel, Deep-Recessed Cooktop - Contains spills for quick and easy cleaning
- Gas Convection Oven - Circulates heat for high-quality results
- Heavy-Duty Self-Clean Roller Rack - Easily access items with racks that glide smoothly
- Dual Broil - Meats and veggies broil evenly
- Black Gloss Oven Interior - Enjoy a clean and sleek appearance
- Model PGS950SEFSS - Stainless steel



imagination at work

# RF23HCEDBSR

22.5 cu. ft. Counter-Depth French Door Refrigerator with Cool Select Pantry™

## Features


- 3-Door Counter-Depth Design
- Large Capacity – 22.5 cu. ft.
- Twin Cooling Plus System™
- ENERGY STAR® Compliant
- Ice Master Ice Maker in the Refrigerator
- CoolSelect Pantry™ with Temperature Control
- Premium External Filtered Water and Ice Dispenser
- High-Efficiency Top and Side LED Lighting
- EZ-Open Handle™ on Freezer Door
- Adjustable Shelf for Tall Oversized Items
- Two Humidity-Controlled Crispers
- Tempered Glass Spill-Proof Shelves
- Auto Pull-Out Upper Freezer Drawer
- Easy-to-Access Water Filter

## Convenience


- Cool Tight Door
- Door Alarm
- Water Filter Indicator



ENERGY STAR® rated:  
699 kWh/yr



Ice Master



CoolSelect Pantry™ with Temperature Control

## Available Colors



Stainless Steel  
(shown)



White



Black

## Signature Features

### SLEEK, BUILT-IN LOOK

- Stylish, counter-depth design allows for more work space in the kitchen.
- Sleek, built-in look enhances overall kitchen design.

### TWIN COOLING PLUS®

- Keeps food fresher longer – Twin Cooling Plus humidity levels up to 3.6x higher than single cooling.
- Refrigerator air is kept at higher, near commercial grade humidity levels to keep perishable fruits and vegetables fresher longer.
- Drier freezer air means less freezer burn for better-tasting frozen foods.

### ICE MASTER

- Our Ice Master makes 5.2 lbs. of ice per day with storage for nearly 2.7 lbs.
- Space-saving design leaves more room in the refrigerator.

### COOL SELECT PANTRY™

- Provides additional temperature control for your food storage needs with Deli, Fresh and Chilled options.



Ranked **"Highest in Customer Satisfaction with Refrigerators"**  
by J.D. Power and Associates.

**SAMSUNG**

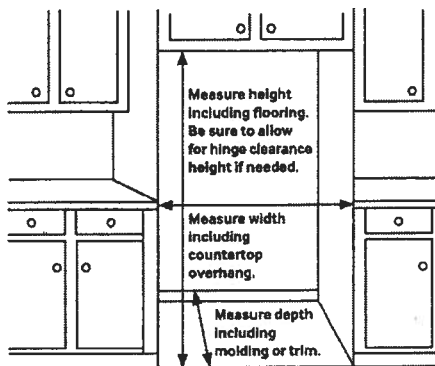
# RF23HCEDBSR

22.5 cu. ft. Counter-Depth French Door Refrigerator with Cool Select Pantry™

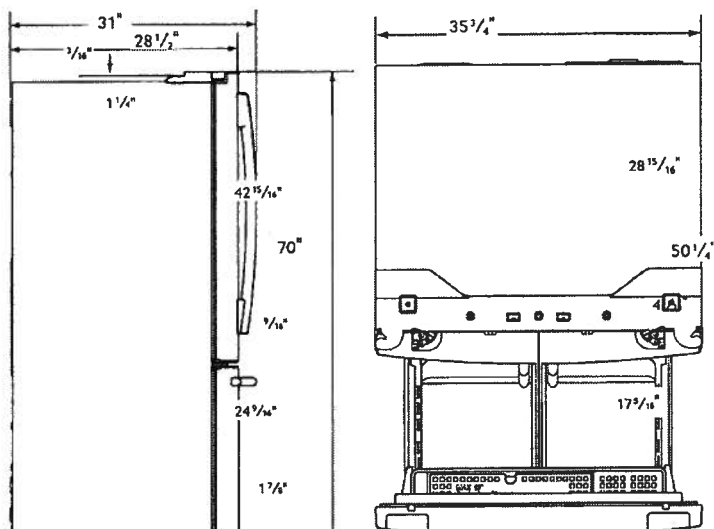
## Installing Your Refrigerator

1. Measure the height, width and depth of the opening, making sure to include baseboards, molding tile, countertop overhang, etc. Check to be sure there is enough room to open the door (consider walls, islands or other obstacles when measuring).
2. Refer to illustration below to determine dimensions.
3. Allow 2" of clearance on hinge side of refrigerator when installing next to a wall where handle may make contact.
4. Allow 1" minimum clearance at rear for proper air circulation and water/electrical connections. Allow a 3/8" minimum clearance at sides and top for ease of installation.
5. Ensure each door and entry way in the home is wide enough for the refrigerator to be moved through easily.

Please note: The following dimension and cutout information is for planning purposes only. For complete installation details consult manual packed with product, or download manual on-line at [samsung.com](http://samsung.com).



## Dimensions



## Total Capacity: 22.5 cu. ft.

### Refrigerator: 15.7 cu. ft.

- Premium External Filtered Water and Ice Dispenser
- Ice Master Ice Maker
- CoolSelect Pantry™ with Temperature Control – Deli (41°F), Fresh (38°F) and Chilled (32°F) options
- 2 Humidity-Controlled Crispers
- 5 Tempered Glass Spill-Proof Shelves
- Adjustable Shelf for Tall oversized Items
- 6 Door Bins
  - Right Door: 3 Gallon Bins
  - Left Door: 3 Regular Bins
- High-Efficiency Top and Side LED Lighting

### Freezer: 6.8 cu. ft.

- EZ-Open Handle™
- 1 Drawer Divider
- High-Efficiency LED Lighting

## Accessories

Water Filter: HAF-CIN

## Warranty

One (1) Year All Parts and Labor  
Five (5) Years Sealed System Parts and Labor  
Ten (10) Years Compressor Parts Only

## Product Dimensions & Weight

Dimensions (WxHxD with hinges, handles and doors):  
35 3/4" x 70" x 31"

Dimensions (WxHxD without hinges and door):  
35 3/4" x 68 7/8" x 24"

Dimensions (WxHxD with hinge and door, no handle):  
35 3/4" x 70" x 28 1/2"

Weight: 297.62 lbs.

## Shipping Dimensions & Weight (WxHxD)

Dimensions: 38 1/4" x 76 5/8" x 31 1/4"

Weight: 321.87 lbs.

Color	Model #	UPC Code
Stainless Steel	RF23HCEDBSR	887276966106
White	RF23HCEDBWW	887276967646
Black	RF23HCEDBBC	887276967660

**SAMSUNG**


Samsung received the highest numerical score for refrigerators in the proprietary J.D. Power and Associates 2012 Kitchen Appliance Study.™ Study based on 12,615 total responses measuring 17 brands and measures opinions of consumers about their refrigerator obtained new in the past 24 months. Proprietary study results are based on experiences and perceptions of consumers surveyed in January-February 2012. Your experiences may vary. Visit [jdpower.com](http://jdpower.com).

Actual color may vary. Design, specifications, and color availability are subject to change without notice. Non-metric weights and measurements are approximate.

©2013 Samsung Electronics America, Inc. 85 Challenger Road, Ridgefield Park, NJ 07660. Tel: 800-SAMSUNG. [samsung.com](http://samsung.com). Samsung is a registered trademark of Samsung Electronics Co., Ltd.

# WM3670H\_A

## 4.5 cu.ft. Ultra Large Front Load Washer


**4.5 cu.ft. Ultra Large Capacity**
**Steam**
**Allergiene™ Cycle**
**12 Wash Programs**
**ENERGY STAR® Qualified**
**CAPACITY**

Capacity 4.5 cu.ft.

**APPEARANCE**

Design Look Front Control

On-Door Electronic Control Panel with LED Display •

Hard Buttons •

Dial-A-Cycle™ •

**ENERGY**

ENERGY STAR® Qualified •

CEE Tier 1

**WASH PROGRAMS**

No. of Programs 12

Wash Programs Cotton/Normal, Perm. Press, Delicates, Speed Wash, TubClean™, Bulky/Large Sanitary, Allergiene™, Heavy Duty, BrightWhites™, Towels, Download

No. of Options 10

Options Prewash, Delay Wash, Extra Rinse, Rinse+Spin, Child Lock, ColdWash™, Steam, FreshCare™, Water Plus, Add Garment

No. of Wash/Rinse Temps 5

Spin Speeds Extra Hot, Hot, Warm, Cold, Tap Cold (All Cold Rinses)

No. of Water Levels Automatically adjusts to the size of load

No. of Soil Levels 5

**FABRIC CARE FEATURES**

Steam Technology •

Allergiene™ Cycle •

Sanitary Cycle •

ColdWash™ Option •

**CONVENIENCE FEATURES**

TrueBalance™ Anti-Vibration System •

4 Tray Dispenser Prewash, Main Wash (with liquid detergent cup), Bleach, Fabric Softener

LoDecibel™ Quiet Operation •

End of Cycle Signal •

LoadSense •

Child Lock •

Auto Suds Removal •

Forced Drain System •

Leveling Legs 4 Adjustable Legs

Easy Loading TilTub™ •

**SMART THING™ TECHNOLOGY**

SmartDiagnosis™ • (v 3.0)

NFC Tag On Technology •

**MOTOR AND AGITATOR**

Motor Type Inverter Direct Drive Motor

Motor Speed Variable

Max RPM 1,300

Axis Horizontal

**MATERIALS AND FINISHES**

NeveRust™ Stainless Steel Drum •

Cabinet PCM

Control Panel Plastic

Top Plate Painted

Door Rim Glass/Chrome

Door Cover Transparent

Available Colors White (W), Graphite Steel (V), Wild Cherry Red (R)

**POWER SOURCE**

Ratings UL Listed

Electrical Requirements 120V, 10 Amps

Type Electric, 60 Hz

**OPTIONS/ACCESSORIES**

Pedestal WDP4W, WDP4V, WDP4R

Pedestal (WxHxD) 27" x 14 1/8" x 28 2/5"

Sidekick™ Pedestal Washer WD100CW, WD100CV

Sidekick™ Pedestal Washer (WxHxD) 27" x 14 1/8" x 30 3/4" (50 1/2" with drawer open)

Stacking Kit KSTK1

Hose Included No

**DIMENSIONS**

Product (WxHxD) 27" x 38 11/16" x 29 3/4" (51" D with door open)

Carton (WxHxD) 29 1/2" x 43 5/16" x 31 5/16"

Weight (Product/Carton) 198.4 lbs / 220.4 lbs

**LIMITED WARRANTY**

1 Year Parts and Labor, 10 Years Motor, Lifetime on Drum

**UPC CODES**

WM3670HWA Washer (White) 048231 017497

WM3670HVA Washer (Graphite Steel) 048231 017503

WM3670HRA Washer (Wild Cherry Red) 048231 017510

DLEX3370W Electric Dryer (White) 048231 014069

DLGX3371W Gas Dryer (White) 048231 014076

DLEX3370V Electric Dryer (Graphite Steel) 048231 014090

DLGX3371V Gas Dryer (Graphite Steel) 048231 014106

DLEX3370R Electric Dryer (White) 048231 014809

DLGX3371R Gas Dryer (White) 048231 014816

WDP4V Pedestal (Graphite Steel) 048231 012904

WDP4W Pedestal (White) 048231 012898

WDP4R Pedestal (Wild Cherry Red) 048231 011204

WD100CV Sidekick™ Pedestal Washer (Graphite Steel) 048231 015165

WD100CW Sidekick™ Pedestal Washer (White) 048231 015172

KSTK1 Stacking Kit (Chrome) 048231 011204

## LAUNDRY

# DLEX3370\_/DLGX3371\_

Ultra Large Capacity SteamDryer™ w/ NFC Tag On



## ALWAYS STAY EFFICIENT.

Efficiency can mean a lot nowadays, and this dryer knows it. Its ultra large capacity will handle extra-large loads, so you finish your laundry faster. The Intelligent Electronic Controls with Dual LED Display make it easier to get the settings right, so you can just "set it and go."

And the Sensor Dry System will detect the level of moisture in the fabric and automatically adjust drying-time and temperature. If you appreciate efficiency, so does this dryer.

### SPECIFICATIONS


- 7.4 cu. ft. Ultra Large Capacity with Aluminized Alloy Steel Drum
- 10 Drying Programs
- 5 Temperature Settings

### STYLISH DESIGN

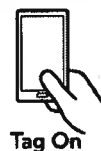
- Upfront Electronic Control Panel with Dual LED Display and Dial-A-Cycle™
- Chrome Rimmed Glass Door
- Stackable with Matching Washer (Stacking Kit sold separately)
- Optional Matching Drawer Pedestal
- Reversible Door

### INNOVATIONS

- TrueSteam® Technology
- Energy Star Compliant
- SteamFresh™ Cycle
- ReduceStatic™ Option
- EasyIron™ Option
- Sensor Dry System
- Precise Temperature Control with Variable Heat Source
- LoDecibel™ Quiet Operation
- SmartDiagnosis™
- 3 Minute Installation Check
- FlowSense™ Duct Clogging Indicator
- Wrinkle Care Option
- Anti-Bacterial Cycle
- Damp Dry Signal



 **TrueSteam®**



### KEY FEATURES

#### Ultra Large Capacity

Do laundry a little less often. With 7.4 cubic feet of capacity, this dryer handles really large loads, saving you time and energy.

#### TrueSteam® Technology

A lot of those drying headaches can be a thing of the past. Our TrueSteam® Technology generates real steam to reduce wrinkles and odors, and practically eliminates the need for ironing.

#### SteamFresh™ Cycle

Late for the party and no time to iron your favorite outfit? The SteamFresh™ Cycle refreshes, and reduces wrinkles in up to five garments at a time with one 20-minute dryer cycle.



## LAUNDRY

# DLEX3370\_/DLGX3371\_

Ultra Large Capacity SteamDryer™ w/ NFC Tag On



### CAPACITY

Capacity 7.4 cu. ft.

### APPEARANCE

Design Look Front Control  
Intelligent Electronic Controls with Dual LED Display  
Dial-A-Cycle™

### ENERGY

Energy Star

### WASH PROGRAMS

No. of Programs 10  
Programs (Sensor Dry) Cotton/Normal, Perm. Press, Delicates, SteamFresh™, SteamSanitary™, Bulky/Large, Anti-Bacterial, Download/Super Dry  
Programs (Manual Dry) Speed Dry, Air Dry  
No. of Options 10  
Options More Time, Less Time, Custom Program, Damp Dry Signal, Wrinkle Care, Child Lock, Signal On/Off, ReduceStatic™, EasyIron™, Energy Saver  
Temperature Settings High, Medium High, Medium, Low, Ultra Low  
Drying Levels Very Dry, More Dry, Normal Dry, Less Dry, Damp Dry  
Manual Dry Times 60 min., 50 min., 40 min., 30 min., 20 min., More Time/Less Time

### FABRIC CARE FEATURES

TrueSteam® Technology  
SteamSanitary™ Cycle  
SteamFresh™ Cycle  
ReduceStatic™ Option  
EasyIron™ Option  
Sensor Dry  
Precise Temperature Control and Variable Heater

### CONVENIENCE FEATURES

LoDecibel™ Quiet Operation  
SmartDiagnosis™  
FlowSense™ Duct Clogging Indicator  
Anti-Bacterial Cycle  
Wrinkle Care Option  
Remaining Time Display/Status Indicator(s)  
End of Cycle Signal  
Child Lock  
Drum Light  
Reversible Door  
Leveling Legs 4 Adjustable Legs  
Venting Option Electric: 4 Way Venting / Gas: 3 Way Venting  
3 Minute Installation Check  
NFC Tag On Technology

### MATERIALS AND FINISHES

Aluminized Alloy Steel Drum  
Cabinet PCM  
Control Panel Plastic  
Top Plate Painted  
Transparent Glass Door  
Door Rim Chrome Rimmed Glass Door  
Available Colors Cherry Red (R), White (W), Graphite Steel (V)

### POWER SOURCE

Ratings CSA Listed  
Electrical Requirements 120V, 15 Amps (Gas) / 240V, 30 Amps (Electric)  
Type Gas/Electric

### OPTIONS

Pedestal WDP4R, WDP4W, WDP4V  
Pedestal (WxHxD) 27" x 13 3/5" x 28 2/5"  
Stacking Kit KSTK1  
LP Conversion Kit 4948EL4002B  
Side Venting Kit 3911EZ9131X

### DIMENSIONS


Product (WxHxD) 27" x 38 11/16" x 29 3/4"  
(51" D with door open)  
Carton (WxHxD) 29 1/2" x 42 1/4" x 31 1/4"  
Weight (Product/Carton) Electric 134.1 lbs/144 lbs  
Weight (Product/Carton) Gas 137.5 lbs/147.4 lbs

### LIMITED WARRANTY


1 Year Parts and Labor

### UPC CODES

DLEX3370R Electric (Wild Cherry Red) 048231 014809  
DLEX3370W Electric (White) 048231 014069  
DLEX3370V Electric (Graphite Steel) 048231 014090  
DLGX3371R Gas (Wild Cherry Red) 048231 014816  
DLGX3371W Gas (White) 048231 014076  
DLGX3371V Gas (Graphite Steel) 048231 014106  
WM3370HRA (Wild Cherry Red) 048231 014793  
WM3370HWA (White) 048231 014052  
WM3370HVA (Graphite Steel) 048231 014083  
WDP4R Pedestal (Wild Cherry Red) 048231 011204  
WDP4V Pedestal (Graphite Steel) 048231 011198  
WDP4W Pedestal (White) 048231 011211  
KSTK1 Stacking Kit (Chrome) 048231 013024



Optional washer & pedestals sold separately.



LG Electronics U.S.A., Inc.

1000 Sylvan Avenue Englewood Cliffs, NJ 07632


Customer Service and Technical Support: (800) 243-0000

LG.com

Design, features and specifications are subject to change without notice. Non-metric weights and measurements are approximate.

© 2015 LG Electronics USA, Inc. All rights reserved. "LG Life's Good" is a registered trademark of LG Corp. All other product and brand names are trademarks or registered trademarks of their respective companies. 1/26/15





*EuroDesign*

**ZEPHYR**

UNDER  
CABINET  
HOOD

**MODEL** ZK5600

**SIZE** 30"

**PERFORMANCE**

Internal Blower 325 - 650 cfm  
Noise Level Up to 5 sones

**COLOR**

Black, White, Stainless Steel B, W, SS

**FEATURES**

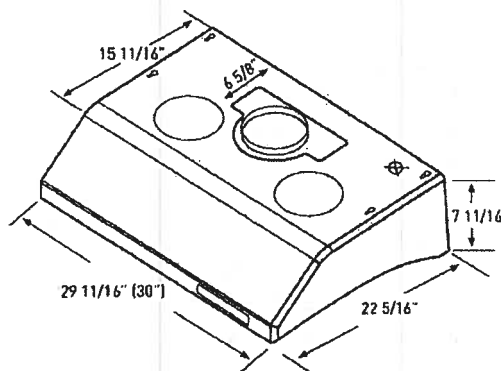
Controls	Electronic Touch
Speed Levels	3
Auto Delay-Off	No
Lighting	Halogen Lights
Dual-Level Lighting	Yes
Filters	N/A
Removable Safety Grilles	2
Recirculating	No
Duct Cover Extension	N/A
Self Cleaning	Yes

**DUCT SPECIFICATIONS**

Internal Blower - Vertical	6" or 3-1/4" x 10"
Internal Blower - Horizontal	3-1/4" x 10"

**AC INPUT** 120V - 60Hz

**AC POWER** Max. 240W - 2.12 Amps



**MOUNTING HEIGHTS**

Minimum height 26" from cooking surface.  
Hood mounted 60" from floor.

March 2013