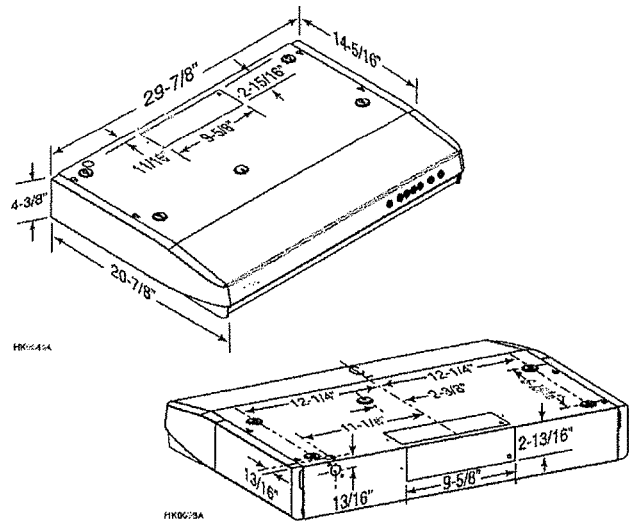


SPECIFICATIONS

| MODEL                           | C600E SERIES              |
|---------------------------------|---------------------------|
| VOLTS                           | 120 VAC                   |
| Hz                              | 60                        |
| AMPS                            | 3.4                       |
| MAX. CFM (VERT.)                | 470                       |
| MAX. CFM (HORIZ.)               | 670                       |
| SONES (VERT.)                   | 10.5                      |
| SONES (HORIZ.)                  | 10.0                      |
| TOTAL HOOD<br>POWER CONSUMPTION | 398 W                     |
| DUCTING SIZE                    | 3 1/4" x 10"              |
| 2 SHIELDED<br>HALOGEN BULBS     | 120 V, 50 W,<br>GU10 BASE |
| WARRANTY                        | 5 YEARS                   |

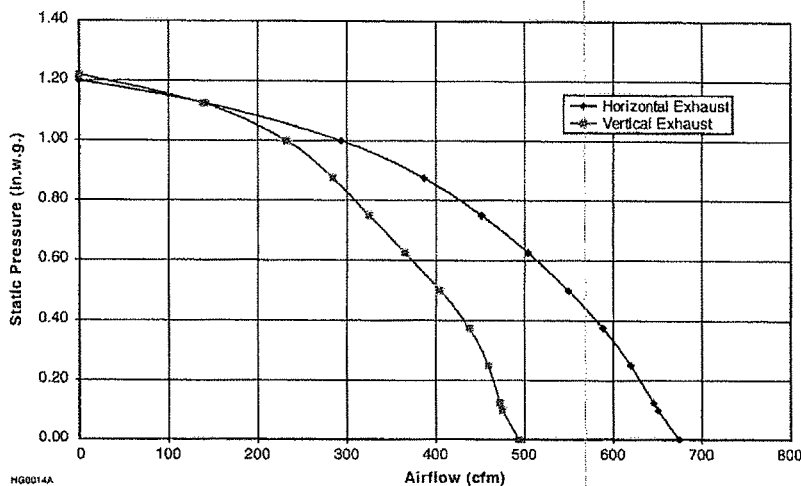
DIMENSIONS



REQUIREMENTS & STANDARDS

- Complies with the CSA C22.2 no. 113 Standard
- Complies with UL 507 requirements

AIR FLOW PERFORMANCE




HVI-2100 CERTIFIED RATINGS comply with new testing technologies and procedures prescribed by the Home Ventilating Institute, for off-the-shelf products, as they are available to consumers. Product performance is rated at 0.1 in. static pressure, based on tests conducted in AMCA's state-of-the-art test laboratory. Sones are a measure of humanly-perceived loudness, based on laboratory measurements.

Venmar Ventilation inc., 550 Lemire Blvd., Drummondville, Québec, Canada J2C 7W9 - Tel.: 1-800-567-3855 Fax: 1-800-567-1715

|              |         |
|--------------|---------|
| PROJECT      | REMARKS |
| LOCATION     |         |
| MODEL No.    |         |
| QTY.         |         |
| SUBMITTED BY |         |
| DATE         |         |



**GE JCB840SKSS**  
**Stainless Steel**  
30" Free Standing Electric Self Cleaning  
Convection Range



Representational Photo  
View Line Drawing

**Reasons to buy:**

- One-Piece Upswept Cooktop.
- Convection Roast
- Hot Surface Indicator Lights
- True European Convection Mode

**Other Colour(s) Available:**

**Approx Dimensions (in.):**  
Height: 46-1/8 Depth: 29 7/16 Width: 29-7/8  
**Approx Dimensions (cm.):**  
Height: 117.15 Depth: 74.77 Width: 75.88  
**Approx Shipping Weight:**  
Weight: 175 lbs./79 kgs.

For more information, please call the Mabe  
Customer Service Centre at 1-800-361-1100.

|                                     |                                       |
|-------------------------------------|---------------------------------------|
| <b>Capacity</b>                     |                                       |
| Oven Capacity                       | 5.0                                   |
| <b>Controls</b>                     |                                       |
| Control Lock Capability             | Yes                                   |
| Audible pre-heat signal             | Yes                                   |
| Auto Oven Shut-Off With Override    | Yes                                   |
| Auto Self-Clean                     | Yes                                   |
| Clock & Kitchen Timer               | Yes                                   |
| Convection Bake                     | Yes                                   |
| Convection Conversion               | Yes                                   |
| Convection Roast                    | Yes                                   |
| C° or F° Programmable               | Yes                                   |
| Delay Bake Option (Time Bake)       | Yes                                   |
| Delay Oven Start                    | Yes                                   |
| Delay Self-Clean                    | Yes                                   |
| Electronic Oven Control             | Yes                                   |
| High / Low Broil                    | Yes                                   |
| Oven Temperature Display            | Digitemp                              |
| Self-Clean Cool Down Time Display   | Yes                                   |
| Start Pad                           | Yes                                   |
| <b>Features</b>                     |                                       |
| 6 Pass Broil Element                | 3800 watt                             |
| 6 Pass Hidden Bake Element          | 2850 watt                             |
| Auto Oven Shut-Off with Override    | Yes                                   |
| Automatic Self-Clean Oven Door Lock | Yes                                   |
| Backguard Type                      | Slim Line Stainless Steel             |
| Cooking System                      | True European Convection              |
| Cooktop Type                        | Smoothtop                             |
| Dishwasher Safe Knobs               | Yes                                   |
| Dual Element Bake                   | Yes                                   |
| Element - Center                    | 6" 120W Warming Zone                  |
| Element - Left Front                | 6"/9" 3000W                           |
| Element - Left Rear                 | 6" 1500W                              |
| Element - Right Front               | 12"/9" 3000W                          |
| Element - Right Rear                | 6" 1500W                              |
| Fuel Type                           | Electric                              |
| Glass-Ceramic Cooktop               | Graphite on Black Glass               |
| Melt Setting                        | Yes                                   |
| Oven Interior Light                 | Automatic                             |
| Oven Rack Positions                 | 6                                     |
| Oven Shelves                        | 3                                     |
| Oven Shelves                        | Chrome                                |
| Oven Type / Cleaning                | True European Convection / Self Clean |
| Self Clean                          | Yes                                   |
| Convection Element                  | 1200 W                                |
| Infinite Heat Controls              | Yes                                   |
| Removable Full-Width Storage Drawer | Yes                                   |
| One-Piece Upswept Cooktop           | Porcelain Enamel                      |
| <b>Indicator Lights</b>             |                                       |
| Hot Surface                         | 1                                     |
| Surface Unit On                     | 3                                     |
| <b>Oven Controls</b>                |                                       |
| Digipad                             | Yes                                   |
| <b>Appearance</b>                   |                                       |
| Colour Appearance                   | Stainless Steel                       |
| Easy Level System                   | 4 Leveling Legs                       |
| Handle                              | Stainless Steel                       |
| Handle Style                        | Designer-Style                        |
| Other Colours Available             | White / Slate                         |
| Oven Door Type                      | Stainless Steel Glass                 |
| Textured Steel Side Panels          | Black                                 |
| Window                              | New GE Large Viewing Window           |

20/07/2016

GE Products

| Weights & Dimensions                 |   |
|--------------------------------------|---|
| Approximate Shipping Weight (lbs.)   | 175                                       |
| Depth with Door Open (in.)           | 47 1/8                                    |
| Overall Depth (in.)                  | 26 1/4                                    |
| Overall Depth Including Handle (in.) | 29 7/16                                   |
| Overall Height (in.)                 | 46-1/8                                    |
| Overall Width (in.)                  | 29-7/8                                    |
| Electrical Requirements              |   |
| Amps @ 240V/208V                     | 40  |
| KW Rating at 208V                    | 8.6                                       |
| KW Rating at 240V                    | 11.3                                      |
| Warranty                             |   |
| Full 1 Year                          | Entire Appliance; In Home; Parts & Labour |

# RF26J7500SR

33"-Wide, 26 cu. ft. French Door Refrigerator with CoolSelect Pantry™

## Features


- \* Large Capacity – 26 cu. ft.
- \* Twin Cooling Plus™
- \* Ice Master Ice Maker in the Refrigerator
- \* ENERGY STAR® Compliant
- \* CoolSelect Pantry™ with Temperature Control
- \* Premium External Filtered Water and Ice Dispenser
- \* High-Efficiency Top and Side LED Lighting
- \* EZ-Open Handle™ on Freezer Door
- \* Adjustable Shelf for Tall Oversized Items
- \* Two Humidity-Controlled Crispers
- \* Tempered Glass Spill-Proof Shelves
- \* Auto Pull-Out Upper Freezer Drawer
- \* Easy-to-Access Water Filter

## Convenience


- \* Cool Tight Door
- \* Door Alarm
- \* Water Filter Indicator



ENERGY STAR® Rated:  
698 kWh/yr



Ice Master



CoolSelect Pantry™ with Temperature Control

## Available Colors



Stainless Steel



White



Black

## Signature Features

### TWIN COOLING PLUS™


- \* Keeps food fresher longer – Twin Cooling Plus™ humidity levels up to 3.6x higher than single cooling.
- \* Refrigerator air is kept at higher, near commercial grade humidity levels to keep perishable fruits and vegetables fresher longer.
- \* Drier freezer air means less freezer burn for better-tasting frozen foods.

### ICE MASTER

- \* Produces 9.9 lbs. of ice per day and stores 4.2 lbs.
- \* Space-saving design leaves more room in the refrigerator.

### COOLSELECT PANTRY™

- \* Provides additional temperature control for your food storage needs with Deli, Fresh and Chilled options.



Ranked "Highest in customer satisfaction with French Door refrigerators, in a tie."\*

—J.D. Power

**SAMSUNG**

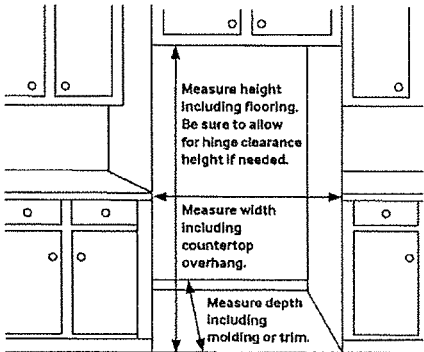
# RF26J7500SR

33"-Wide, 26 cu. ft. French Door Refrigerator with CoolSelect Pantry™

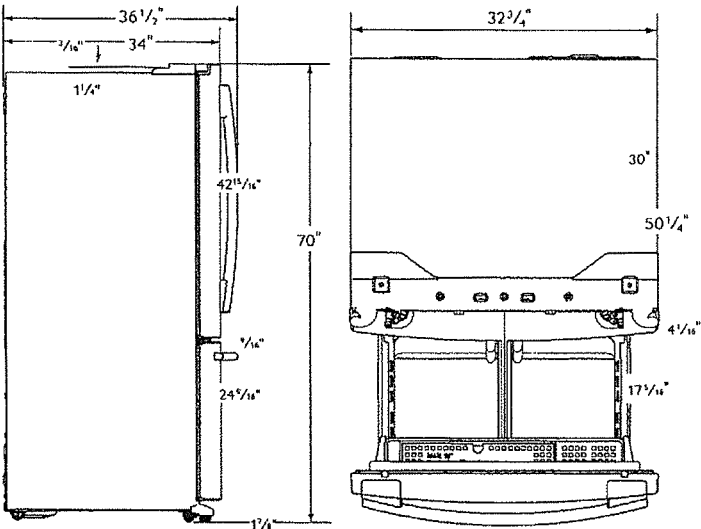
## Installing Your Refrigerator

1. Measure the height, width and depth of the opening, making sure to include baseboards, molding tile, countertop overhang, etc. Check to be sure there is enough room to open the door (consider walls, islands or other obstacles when measuring).
2. Refer to illustration below to determine dimensions.
3. Allow 2" of clearance on hinge side of refrigerator when installing next to a wall where handle may make contact.
4. Allow 1" minimum clearance at rear for proper air circulation and water/electrical connections. Allow a 3/8" minimum clearance at sides and top for ease of installation.
5. Ensure each door and entry way in the home is wide enough for the refrigerator to be moved through easily.

Please note: The following dimension and cutout information is for planning purposes only. For complete installation details consult manual packed with product, or download manual on-line at [samsung.com](http://samsung.com).



## Dimensions



## Total Capacity: 25.5 cu. ft.

- Refrigerator: 17.8 cu. ft.
- Premium External Filtered Water and Ice Dispenser
  - Ice Master Ice Maker
  - CoolSelect Pantry™ with Temperature Control – Deli (41°C), Fresh (38°F) and Chilled (32°F) options
  - 2 Humidity-Controlled Crispers
  - 5 Tempered Glass Spill-Proof Shelves
  - Adjustable Shelf for Tall oversized items
  - 6 Door Bins
    - Right Door: 3 Gallon Bins
    - Left Door: 3 Regular Bins
  - High-Efficiency Top and Side LED Lighting

- Freezer: 7.7 cu. ft.
- EZ-Open Handle™
  - 1 Drawer Divider
  - High-Efficiency LED Lighting

Accessories  
Water Filter: HAF-CIN

Warranty  
One (1) Year Parts and Labor on Refrigerator  
Five (5) Years Parts and Labor on Sealed Refrigeration System Only\*  
Ten (10) Years Parts and Five (5) Years Labor on Digital Inverter Compressor

\*Compressor, evaporator, condenser, drier, connecting tubing

- Product Dimensions & Weight  
Dimensions (WxHxD with hinges, handles and doors): 32 3/4" x 70" x 36 1/2"  
Dimensions (WxHxD without hinges and door): 32 3/4" x 68 7/8" x 30"  
Dimensions (WxHxD with hinge and door, no handle): 32 3/4" x 70" x 34"  
Weight: 300.9 lbs.  
Shipping Dimensions & Weight (WxHxD)  
Dimensions: 34 5/8" x 75 3/8" x 36 3/16"  
Weight: 313.1 lbs.

| Color           | Model #     | UPC Code     |
|-----------------|-------------|--------------|
| Stainless Steel | RF26J7500SR | 887276073019 |
| White           | RF26J7500WW | 887276073026 |
| Black           | RF26J7500BC | 887276073002 |

**SAMSUNG**

\*Samsung received the highest numerical score for French door refrigerators in a tie in the proprietary I.D. Power 2014 Kitchen Appliance Study™. Study based on 33,380 total responses measuring 10 French door refrigerators brands and measures opinions of consumers about their new appliance purchased in the past 24 months. Proprietary study results are based on experiences and perceptions of consumers surveyed in January-March 2014. Your experiences may vary. Visit [idpower.com](http://idpower.com).

Actual color may vary. Design, specifications, and color availability are subject to change without notice. Non-metric weights and measurements are approximate.  
©2015 Samsung Electronics America, Inc. 65 Challenger Road, Ridgefield Park, NJ 07669. Tel: 800-SAMSUNG, [samsung.com](http://samsung.com). Samsung is a registered trademark of Samsung Electronics Co., Ltd.

GOEMANS APPLIANCES

1-877-463-6267

HST # 105167993      WWW.GOEMANS.COM  
Find us on Facebook at www.facebook.com/GoemansAppliances

PACKING SLIP

# HB00011017-1

Salesperson: JASON NG  
Purchase Date: 7/16/16  
Invoice Finished Date:  
Delivery/Pickup Date: Jul 27, 2016  
Invoice Type: VBL  
Date Printed: Jul 20, 2016  
Page: 1

Tell us how we did at  
www.goemanscustomersurvey.com for a chance to  
win fabulous prizes! See store for details

ONLINE BANKING ACCOUNT

BILL TO: 6472048699

RAVI, NAGA PRASAD  
32 BARROW AVE  
53R  
BRADFORD, ON TBD  
TEL# (647) 204-8699      BUS#

SHIP TO: 6472048699

RAVI, NAGA PRASAD  
32 BARROW AVE  
53R  
BRADFORD, ON TBD  
TEL# (647) 204-8699      BUS#

Directions: 6TH LINE & SIMCOE ROAD

| QTY | LOC | MODEL #                     | SERIAL # | COLOUR   | BRAND - DESCRIPTION                             |
|-----|-----|-----------------------------|----------|----------|---|
| 1   |     | RF26J7500SR/AA              |          | STAINLES | SAM, REBF3: REFRIGERATOR, FRENCH 3-DOOR, F      |
| 1   |     | JCB840SKSS                  |          | STAINLES | 33,26CUFT,ICE MSTR,CL SLCT,HE LED LT,CLR DR BNS |
| 1   |     | C600E30SS                   |          |          | GER, RAEF: RANGE, ELECTRIC, FREE-STANDING       |
|     |     | *****                       |          |          | 30 ELECTRIC CONVECTION RANGE                    |
|     |     |                             |          |          | VMR, HOUN: HOOD, UNDER-CABINET                  |
|     |     |                             |          |          | ESTAR,1800 SERIES,30W,650CFM,3SPD,HALOGEN       |
| 1   |     | P-FRIDGE -BUILDER INCLUSION |          |          |   |
| 1   |     | P-RANGE -BUILDER INCLUSION  |          |          |   |
| 1   |     | P-MISC - HOOD               |          |          |   |
|     |     | Payment                     |          | VISA     |   |

- All products remain the property of Goemans until paid in full.
- Removal of old appliances at owner's risk and must be disconnected.
- Please refer to delivery/installation brochures for important details.
- All authorized returned products will be subject to a restocking charge.
- Interest of 18% per annum will be charged on overdue accounts.
- Upon delivery customer agrees to accept service in accordance with manufacturer's warranty.
- This sales invoice is based on delivery within 12 months from date of purchase. After 12 months (or if market conditions adversely change) Goemans reserves the right to review pricing/delivery on this order and offer our customers options to accommodate these changes. Any & all date sensitive supplier promotions are exempt from the 12 month price guarantee and must be taken by the promotional delivery deadline.

WHITE CUSTOMER COPY

PINK GOEMANS COPY