

GOEMANS APPLIANCES

167 Chrislea Rd. Unit #1-6 Vaughan, ON L4L 8N6
 PHONE: (905) 264-1771
 HST # 105167993 WWW.GOEMANS.COM
 Find us on Facebook at www.facebook.com/GoemansAppliances

INVOICE #	HB00011007-1
Salesperson:	JASON NG
Purchase Date:	12/21/15
Invoice Finished Date:	
Delivery/Pickup Date:	Jul 08, 2016
Invoice Type:	VBL
Date Printed:	Dec 26, 2015
Page:	1
Tell us how we did at www.goemanscustomersurvey.com for a chance to win fabulous prizes! See store for details	

ONLINE BANKING ACCOUNT

BILL TO: 6474077458

CARAVAGGIO & ROSSIT, SILVIA & NICHOLAS
 15 CAYTON CRES

44R

BRADFORD, ON TBD

TEL# (647) 407-7458 BUS#

Directions: 6TH LINE & SIMCOE ROAD

SHIP TO: 6474077458

CARAVAGGIO & ROSSIT, SILVIA & NICHOLAS
 15 CAYTON CRES

44R

BRADFORD, ON TBD

TEL# (647) 407-7458 BUS#

QTY	LOC	MODEL #	COLOUR	BRAND - DESCRIPTION	PRICE	EXT PRICE
						*= HST Exempt
1		RF23HCEDBSR/AA	STAINLES	SAM, REBC3REFRIGERATOR, FRENCH 3-DOOR, C	1,260.00	1,260.00
				23 CU.FT BM FD FRIDGE, IW DISP, COUNTER DEPTH		
1		NE58F9710WS/AC	STAINLES	SAM, RAES:RANGE, ELECTRIC, SLIDE-IN	1,114.00	1,114.00
				30W,5B,5.8CUFT,DUAL CNV,GUIDE LT CTRL,FLEX		
				DUO,W/D		
1		SU375X	STAINLES	SIR, HOWC:HOOD, WALL MOUNT	810.00	810.00
				30,600CFM,WALLMNT,CHIMNEY STYLE		
				This special order product requires a 50% deposit & is considered FINAL SALE. x		
				PLEASE ALLOW UP TO 4-12 WEEKS FOR DELIVERY OF THIS PIECE.		

1		P-FRIDGE -BUILDER INCLUSION			-	-
1		P-RANGE -BUILDER INCLUSION			-	-
1		P-MISC -BUILDER INCLUSION			-	-
		Payment	CASH		1,000.00	1,000.00


- ORDERS MUST BE PAID IN FULL 2 WEEKS PRIOR TO SCHEDULED DELIVERY DATE
- All products remain the property of Goemans until paid in full.
- Removal of old appliances at owner's risk and must be disconnected.
- Please refer to delivery/installation brochures for important details.
- All authorized returned products will be subject to a restocking charge.
- Special/Custom orders require minimum 50% deposit.
- Interest of 18% per annum will be charged on overdue accounts.
- Upon delivery customer agrees to accept service in accordance with manufacturer's warranty.
- This sales invoice is based on delivery within 12 months from date of purchase. After 12 months (or if market conditions adversely change) Goemans reserves the right to review pricing/delivery on this order and offer our customers options to accommodate these changes. Any & all date sensitive supplier promotions are exempt from the 12 month price guarantee and must be taken by the promotional delivery deadline.

CUSTOMER SIGNATURE _____

Print Name _____

SUB TOTAL	3,184.00
HST	413.92
INVOICE TOTAL	3,597.92
DEPOSITS	1,000.00
BALANCE	2,597.92

442



SU3

- Motor: **600 cfm**
Aluminium die-cast motor housing
- Pressure: **480 Pa**
- Noise level: **63 dBA/4.9 sones**



- Lighting: 2x20W halogen lamps

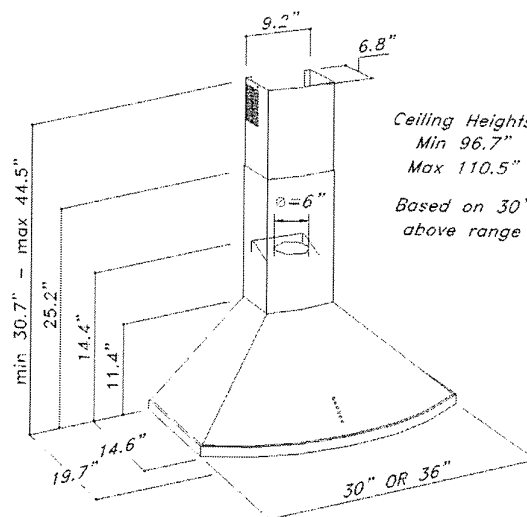


- Control panel: 4 speed push-button + timer + light switch



- grease filter: anodized aluminium (5+1 layers)
- Stainless steel: AISI 430

10



Sirius

RF23HCEDBSR

22.5 cu. ft. Counter-Depth French Door Refrigerator with Cool Select Pantry™

KAR

Features


- 3-Door Counter-Depth Design
- Large Capacity – 22.5 cu. ft.
- Twin Cooling Plus™
- ENERGY STAR® Compliant
- Ice Master Ice Maker in the Refrigerator
- CoolSelect Pantry™ with Temperature Control
- Premium External Filtered Water and Ice Dispenser
- High-Efficiency Top and Side LED Lighting
- EZ-Open Handle™ on Freezer Door
- Adjustable Shelf for Tall Oversized Items
- Two Humidity-Controlled Crispers
- Tempered Glass Spill-Proof Shelves
- Auto Pull-Out Upper Freezer Drawer
- Easy-to-Access Water Filter

Convenience


- Cool Tight Door
- Door Alarm
- Water Filter Indicator



ENERGY STAR® Rated:
699 kWh/yr



Ice Master



CoolSelect Pantry™ with Temperature Control

Available Colors



Stainless Steel



White



Black

Signature Features

SLEEK, BUILT-IN LOOK

- Stylish, counter-depth design allows for more work space in the kitchen.
- Sleek, built-in look enhances overall kitchen design.

TWIN COOLING PLUS®

- Keeps food fresher longer – Twin Cooling Plus humidity levels up to 3.6x higher than single cooling.
- Refrigerator air is kept at higher, near commercial grade humidity levels to keep perishable fruits and vegetables fresher longer.
- Drier freezer air means less freezer burn for better-tasting frozen foods.

ICE MASTER

- Our Ice Master makes 5.2 lbs. of ice per day with storage for nearly 2.7 lbs.
- Space-saving design leaves more room in the refrigerator.

COOL SELECT PANTRY™

- Provides additional temperature control for your food storage needs with Deli, Fresh and Chilled options.



Ranked "Highest in customer satisfaction with French Door refrigerators, in a tie."*

—J.D. Power

SAMSUNG

RF23HCEDBSR

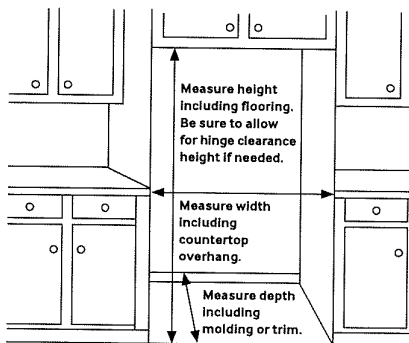
4AR

22.5 cu. ft. Counter-Depth French Door Refrigerator with Cool Select Pantry™

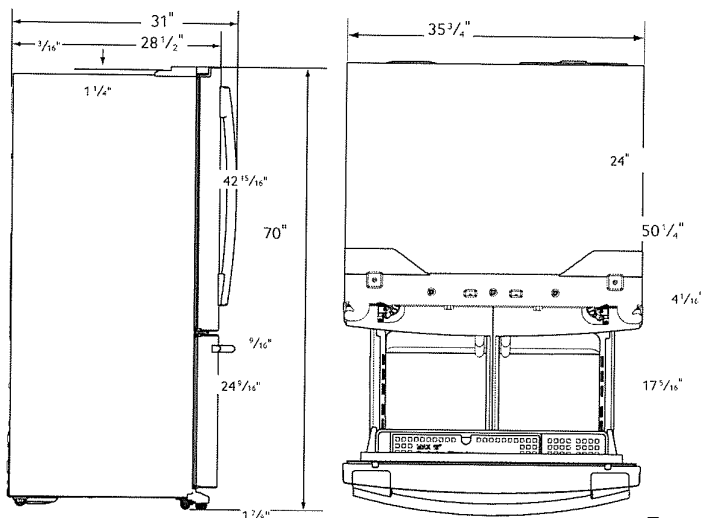
Installing Your Refrigerator

1. Measure the height, width and depth of the opening, making sure to include baseboards, molding, tile, countertop overhang, etc. Check to be sure there is enough room to open the door (consider walls, islands or other obstacles when measuring).
2. Refer to illustration below to determine dimensions.
3. Allow 2" of clearance on hinge side of refrigerator when installing next to a wall where handle may make contact.
4. Allow 1" minimum clearance at rear for proper air circulation and water/electrical connections. Allow a 3/8" minimum clearance at sides and top for ease of installation.
5. Ensure each door and entry way in the home is wide enough for the refrigerator to be moved through easily.

Please note: The following dimension and cutout information is for planning purposes only. For complete installation details consult manual packed with product, or download manual on-line at samsung.com.



Dimensions



Total Capacity: 22.5 cu. ft.

Refrigerator: 15.7 cu. ft.

- Premium External Filtered Water and Ice Dispenser
- Ice Master Ice Maker
- CoolSelect Pantry™ with Temperature Control – Deli (41°F), Fresh (38°F) and Chilled (32°F) options
- 2 Humidity-Controlled Crispers
- 5 Tempered Glass Spill-Proof Shelves
- Adjustable Shelf for Tall oversized Items
- 6 Door Bins
 - Right Door: 3 Gallon Bins
 - Left Door: 3 Regular Bins
- High-Efficiency Top and Side LED Lighting

Freezer: 6.8 cu. ft.

- EZ-Open Handle™
- 1 Drawer Divider
- High-Efficiency LED Lighting

Accessories

Water Filter: HAF-CIN

Warranty

One (1) Year Parts and Labor on Refrigerator

Five (5) Years Parts and Labor on

Sealed Refrigeration System Only*

Ten (10) Years Parts and Five (5) Years

Labor on Digital Inverter Compressor

*Compressor, evaporator, condenser, drier, connecting tubing

Product Dimensions & Weight

Dimensions (WxHxD with hinges, handles and doors):

35 3/4" x 70" x 31"

Dimensions (WxHxD without hinges and door):

35 3/4" x 68 7/8" x 24"

Dimensions (WxHxD with hinge and door, no handle):

35 3/4" x 70" x 28 1/2"

Weight: 297.62 lbs.

Shipping Dimensions & Weight (WxHxD)

Dimensions: 38 1/4" x 76 5/8" x 31 1/4"

Weight: 321.87 lbs.

Color	Model #	UPC Code
Stainless Steel	RF23HCEDBSR	887276966106
White	RF23HCEDBWW	887276967646
Black	RF23HCEDBBC	887276967660

SAMSUNG

*Samsung received the highest numerical score for French door refrigerators in a tie in the proprietary J.D. Power 2014 Kitchen Appliance Study™. Study based on 15,380 total responses measuring 10 French door refrigerators brands and measures opinions of consumers about their new appliance purchased in the past 24 months. Proprietary study results are based on experiences and perceptions of consumers surveyed in January-March 2014. Your experiences may vary. Visit jdpower.com.

Actual color may vary. Design, specifications, and color availability are subject to change without notice. Non-metric weights and measurements are approximate.

©2014 Samsung Electronics America, Inc. 85 Challenger Road, Ridgefield Park, NJ 07660. Tel: 800-SAMSUNG. samsung.com. Samsung is a registered trademark of Samsung Electronics Co., Ltd.

NE58F9710WS

Flex Duo™ Slide-in Electric Range



44R

Features

- Premium Slide-in Design
- Flex Duo™ Technology – traditional single cavity range and double oven in one; unique design easily switches from single cavity to two smaller cavities
- Five Electric Cooktop Elements, including a Triple and Bridge Burner
- Glass Touch Controls with Guiding Light System
- Dual Convection for Even Cooking
- Gliding Rack for Simplest Access to Food in the Oven
- Temperature Probe Ensures Best Cooking Results
- Large Oven Capacity—5.8 cu. ft.
- Warming Drawer: High, Medium, Low
- SteamQuick™ (20 min. oven cleaning) and Self Clean

Convenience

- Hot Surface Indicator Lights
- Auto Oven Light
- Proofing
- Sabbath Mode
- Kitchen Timer
- Delay Start
- Auto Shut-Off Option
- Child Safety Lock
- 5 Healthy Cook Presets



Five Burner Cooktop



Guiding Light Controls

Available Color



Stainless Steel

Signature Features



Slide-in Design

GET A SLEEK, CUSTOMIZED, BUILT-IN LOOK FOR YOUR KITCHEN

- Sleek, slide-in design appears customized with cabinetry.
- Get a high-end look for your kitchen without having to remodel.
- Install easily and replace your freestanding range.



Guiding Light Controls

PREMIUM DESIGN WITH ILLUMINATED CONTROLS

- Intuitive controls offer simple, step-by-step instructions for choosing cooking options.
- Only illuminates cooking options that are able to be selected and goes from left to right, eliminating back and forth.
- Control temperature and time settings, select cooking functions, and program your favorite recipes.



Flex Duo Oven

SINGLE OVEN CAPACITY, DOUBLE OVEN EFFICIENCY

- Space-saving design leaves more room in the refrigerator.
- 5.8 cu. ft. oven splits into two ovens (3.0 cu. ft. and 2.8 cu. ft.) with the Smart Divider.
- Two temperature controls cook dishes at different temperatures.
- No noticeable transfer of aroma.

SAMSUNG

NE58F9710WS

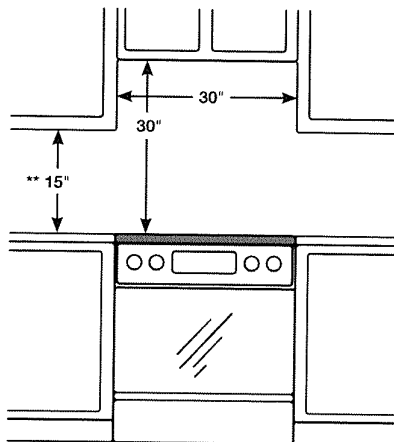
Flex Duo™ Slide-in Electric Range

44R

Installing Your Range

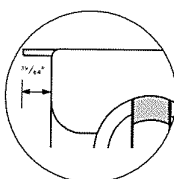
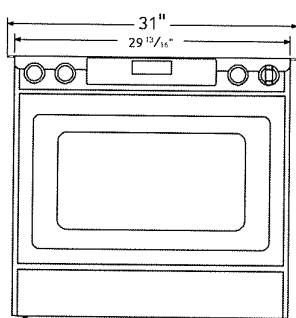
30" minimum clearance between the top of the cooking surface and the bottom of an unprotected wood or metal cabinet; or 24" minimum when the bottom of the wood or metal cabinet is protected by not less than 1/4" flame retardant millboard covered with not less than no.28 MSG sheet steel, 0.015" stainless steel, 0.024" aluminum or 0.020" copper.

** 18" minimum between the countertop and the adjacent cabinet bottom.

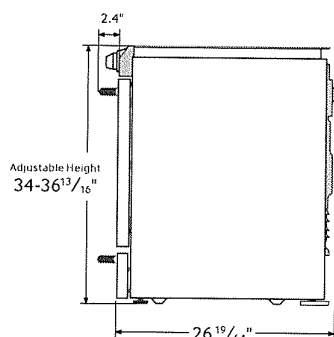


IMPORTANT: To eliminate the risk of burns or fire caused by reaching over heated surface units, cabinet storage space located above the surface units should be avoided. If cabinet storage is to be provided, the risk can be reduced by installing a range hood that projects horizontally a minimum of 5" beyond the bottom of the cabinets.

Dimensions



Glass cooktop overlaps and sits on top of your kitchen countertop to give a built-in look. Cut out space for the range is 29 13/16."



Electric Ceramic Cooktop

- Right Front: 6/9/12", 3.0 kW
- Left Front: 7", 1.8 kW (bridge)
- Right Rear: 6", 1.2 kW
- Left Rear: 7", 1.8 kW (bridge)
- Center: 7", 100 W

Dual Oven (with Divider)

- Hidden Bake Element: 3000 W
- Bake: 175°F - 550°F
- Convection Bake: 175°F - 480°F
- Convection Roast: 175°F - 480°F
- Variable Broil (Low - High)
- Convection Element/Heater: 1250 W
- Proofing
- Sabbath Mode

Warming Drawer

- Capacity - 0.7 cu. ft.
- Heating Performance: 600 W (4 pass)
- Temperature Settings: High, Medium, Low

Warranty

One (1) Year All Parts and Labor
Five (5) Years Electric Cooktop

Product Dimensions & Weight (WxHxD)

Outside Dimensions:

31" x 34-36 13/16" (Adjustable) x 26 19/64"

Weight: 209 lbs.

Shipping Dimensions & Weight (WxHxD)

Dimensions:

32 7/8" x 43 45/64" x 30 1/8"

Weight: 234 lbs.

Color

Stainless Steel

Model

NE58F9710WS

UPC Code

887276988153

SAMSUNG