

# GOEMANS APPLIANCES

1-877-463-6267

HST # 105167993

WWW.GOEMANS.COM

Find us on Facebook at [www.facebook.com/GoemansAppliances](http://www.facebook.com/GoemansAppliances)

## PACKING SLIP

# HB00010992-1

Salesperson: JASON NG

Purchase Date: 11/19/15

Invoice Finished Date: Apr 27, 2016

Delivery/Pickup Date: VBL

Invoice Type: Nov 19, 2015

Date Printed: 1

Page: 1

Tell us how we did at

[www.goemanscustomerfeedback.com](http://www.goemanscustomerfeedback.com) for a chance to win fabulous prizes! See store for details

### ONLINE BANKING ACCOUNT

BILL TO: 6478587229

GLATMAN, GALINA & ALEXANDER  
112 ALGEO WAY  
UNIT 2

BRADFORD, ON TBD

TEL# (647) 858-7229

BUS# (647) 993-3203

Directions: 6TH LINE & SIMCOE

SHIP TO: 6478587229

GLATMAN, GALINA & ALEXANDER  
112 ALGEO WAY  
UNIT 2

BRADFORD, ON TBD

TEL# (647) 858-7229

BUS# (647) 993-3203

QTY	LOC	MODEL #	SERIAL #	COLOR	BRAND - DESCRIPTION
1		RF18HFENBSR/AC		STAINLES	SAM, REBC3REFRIGERATOR, FRENCH 3-DOOR, C 32.2W,71.82"H,17.8CUFT,1M,DRWR FRZR,TWIN COOL,LED
1		NE59J3421SS/AC		STAINLES	SAM, RAEF:RANGE, ELECTRIC, FREE-STANDING 29.9W,5.9CUFT,5B,2RKS,CONV,STEAM,WARM ZONE
1		LD5540ST		STAINLES	LGE, DIS: DISHWASHER 23.7W,48DB,SS TUB,14 PL,SET
1		WF42H5000AW/A2		NEAT WHI	SAM, WAFI.:WASHER, FRONT LOAD, LARGE CAPA 4.8 CU FT,8 CYC,1200 RPM
1		STANDARD HOSES SHIP WITH THIS UNIT DV42H5000EW/AC		WHITE	SAM, DREFLDRYER, ELECTRIC - TO MATCH LAR 7.5 CU FT,9 CYCLES,SMART CARE
		Payment			TRANSFER PAYMENT

- All products remain the property of Goemans until paid in full.
- Removal of old appliances at owner's risk and must be disconnected.
- Please refer to delivery/installation brochures for important details.
- All authorized returned products will be subject to a restocking charge.
- Interest of 18% per annum will be charged on overdue accounts.
- Upon delivery customer agrees to accept service in accordance with manufacturer's warranty.
- This sales invoice is based on delivery within 12 months from date of purchase. After 12 months (or if market conditions adversely change) Goemans reserves the right to review pricing/delivery on this order and offer our customers options to accommodate these changes. Any & all date sensitive supplier promotions are exempt from the 12 month price guarantee and must be taken by the promotional delivery deadline.

WHITE CUSTOMER COPY

PINK GOEMANS COPY

# NE59J3420SS



5.9 cu. ft. Freestanding Electric Range

## Features

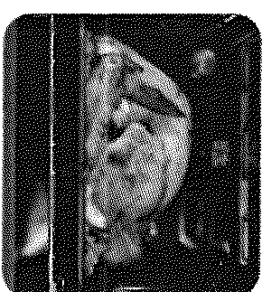
- \* Convection Oven
- \* Large Oven Capacity – 5.9 cu. ft.
- \* SteamQuick™ (20 min. oven cleaning) and Self Clean
- \* Five Electric Cooktop Elements
  - One Dual Burner (9" / 12")
  - One Dual Burner (6" / 9")
  - Two Single Burners (6")
  - Warming Center (7")

## Convenience

- \* Hot Surface Indicator Light
- \* Auto Oven Light
- \* Proofing
- \* Sabbath Mode
- \* Kitchen Timer
- \* Delay Start
- \* Child Safety Lock
- \* 4 Easy Cook Presets



Convection Oven



Large Capacity

## Available Colors



Stainless Steel  
(shown)



Black

## Signature Features

### CONVECTION OVEN

- \* The convection fan system is great for baking and broiling because heat is distributed thoroughly and food cooks evenly. Enjoy faster results each time.

### LARGE CAPACITY

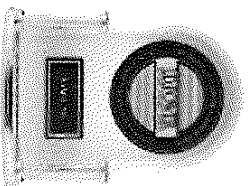
- \* Our extra-spacious 5.9 cu. ft. large-capacity oven easily handles turkey roasters and large baking sheets.

### STEAMQUICK™

- \* Choose Steam for a quick 20-minute clean or choose Self Clean for a deeper clean.

### ADJUSTABLE COOKTOP ELEMENTS

- \* Easy-to-maintain ceramic cooktop with the flexibility of five elements including two dual burners.



*Ranked "Highest In Customer Satisfaction with Ranges, Cooktops and Ovens."\**  
—J.D. Power

**SAMSUNG**

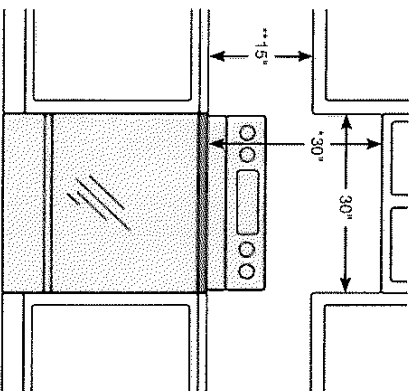
# NE59J3420SS

5.9 cu. ft. Freestanding Electric Range

## Installing Your Range

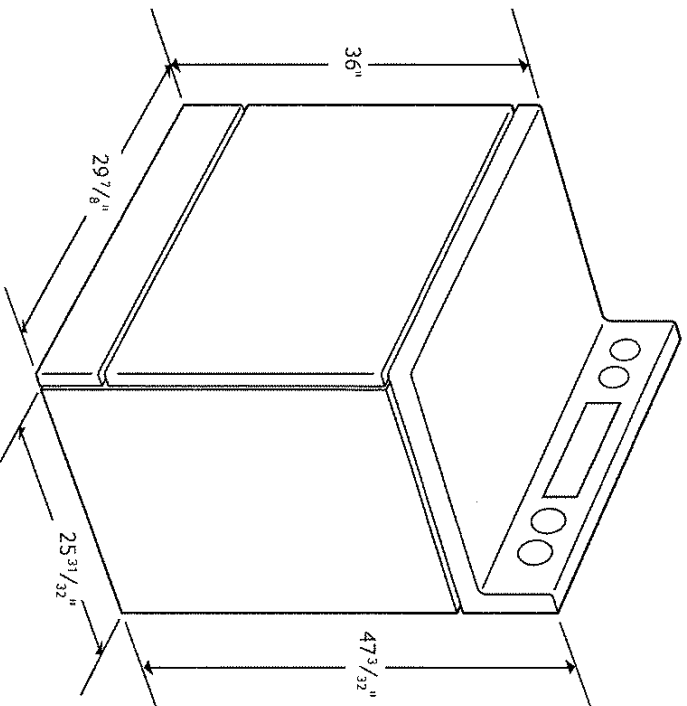
\*30" minimum clearance between the top of the cooking surface and the bottom of an unprotected wood or metal cabinet; or 24" minimum when the bottom of the wood or metal cabinet is protected by/ not less than 1/4" flame-retardant millboard covered with not less than no. 28 MSG sheet steel, 0.015" stainless steel, 0.024" aluminum or 0.020" copper.

\*\*15" minimum between the countertop and the adjacent cabinet bottom.



**IMPORTANT:** To eliminate the risk of burns or fire caused by reaching over heated surface units, cabinet storage space located above the surface units should be avoided. If cabinet storage is to be provided, the risk can be reduced by installing a range hood that projects horizontally a minimum of 5" beyond the bottom of the cabinets.

## Dimensions



### Radiant Ceramic Cooktop

- \* Right Front: 9/12", 3.0 kW
- \* Left Front: Radiant 6/9", 3.0 kW
- \* Right Rear: Radiant 6", 1.2 kW
- \* Left Rear: Radiant 6", 1.2 kW
- \* Center Rear: Warming Center, 7"

### Oven

- \* Hidden Bake Element
- \* Bake: 175°F–550°F
- \* Convection Bake: 175°F–550°F
- \* Convection Roast: 175°F–550°F
- \* Convection Element/Heater: 800 W
- \* Broil: Low/High
- \* Proofing
- \* Sabbath Mode

### Storage Drawer

Capacity: 1.4 cu. ft.

### Warranty

One (1) Year All Parts and Labor  
Five (5) Years Electric Cooktop

### Product Dimensions & Weight (WxHxD)

Actual Oven Dimensions:

25" x 20<sup>25/32</sup>/<sub>32</sub>" x 18<sup>15/16</sup>/<sub>16</sub>"

Outside Net Dimensions:

29<sup>7/8</sup>/<sub>8</sub>" x 47<sup>3/32</sup>/<sub>32</sub>" x 25<sup>31/32</sup>/<sub>32</sub>"

Weight: 159.2 lbs. (157.0 Black Model)

### Shipping Dimensions & Weight (WxHxD)

Dimensions:

33<sup>7/32</sup>/<sub>32</sub>" x 50<sup>25/64</sup>/<sub>64</sub>" x 30<sup>9/32</sup>/<sub>32</sub>"

Weight: 183.4 lbs. (181.2 Black Model)

Color	Model #	UPC Code
Stainless Steel	NE59J3420SS	887276107240
Black	NE59J3420S8	887276107233

# SAMSUNG

Samsung received the highest numerical score for ranges, cooktops and ovens in the proprietary J.D. Power 2016 North America Study. Study based on 15,380 total responses regarding 17 ranges, cooktops and ovens. Data is based on the number of times a consumer rated the new appliances purchased in the past 24 months. Proprietary study results are based on the opinions and perceptions of customers surveyed between January 2016 and June 2016. Results may vary by demographic.

Actual color may vary. Design, specifications, and availability are subject to change without notice.

New model weights and measurements are approximate.

©2015 Samsung Electronics America, Inc. 45 Chanhassen Road, Englewood Park, NJ 07640. Tel: 800-SAMSUNG. [www.samsung.com](http://www.samsung.com). Samsung is a registered trademark of Samsung Electronics Co., Ltd.

# RF18HFENBSR

33" Wide, 18 cu. ft. Counter Depth French Door Refrigerator



## Features

- \* 18 cu. ft. Capacity in Counter Depth Category
- \* 33" Wide
- \* LED Lighting
- \* Automatic Filtered Ice Maker in Freezer (External Filter Not Included)
- \* Twin Cooling System\*
- \* Surround Air Flow
- \* Power Freeze and Power Cool Options
- \* Two Humidity-Controlled Crispers
- \* Tempered Glass Shelves
- \* Gallon Door Bins
- \* EZ-Open Handle™ on Freezer Door


## Convenience

- \* CoolLight Door
- \* Door Alarm

Meets DOE Standard:  
594 kWh/yr




French Door Design



Automatic Filtered Ice Maker in Freezer  
(External Filter Not Included)

## Available Colors



## Signature Features

### COUNTER DEPTH

- \* More capacity, smaller floor space.
- \* Our 18 cu. ft. capacity French Door has enough room to fit up to 18 bags of groceries.\*
- \* Stylish counter-depth design allows for more workable space in the kitchen.

\* Capacity comparison is based on each cubic foot of usable freezer space equaling one bag of groceries.

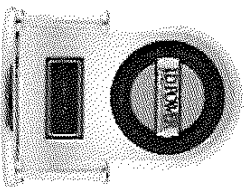
### TWIN COOLING SYSTEM\*

- \* Refrigerator air is kept at higher, near-commercial-grade humidity levels to keep perishable fruits and vegetables from spoiling quickly.\*
- \* Drier freezer air means less freezer burn for better-tasting frozen foods.

\* Twin Cooling™ Humidity Control keeps up to 2x higher humidity levels in the refrigerator.

### LED LIGHTING

- \* Beautifully lights up the interior so you're able to quickly spot what you want.
- \* Sleek design takes more space than traditional incandescent light bulbs.



*Ranked "Highest in Customer Satisfaction with French Door Refrigerators, in a Tie."\**

*—J.D. Power*

**SAMSUNG**

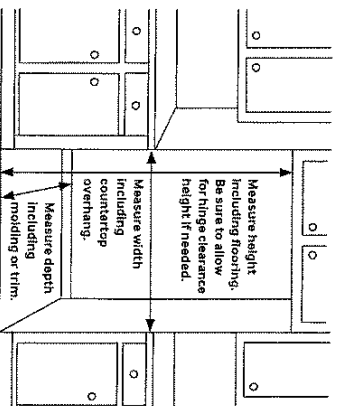
# RF18HFENBSR

33" Wide, 18 cu. ft. Counter Depth French Door Refrigerator

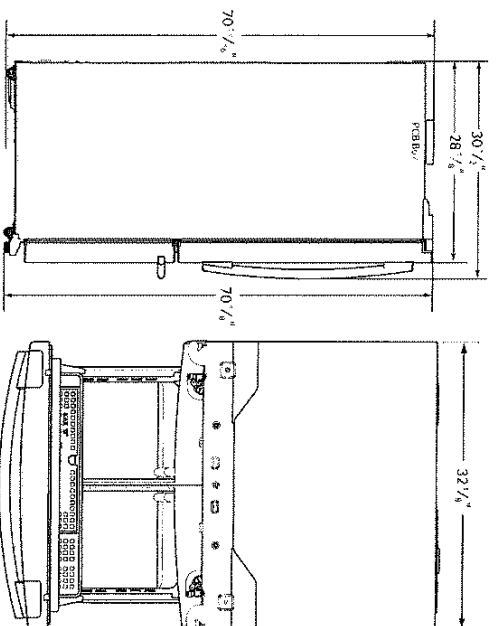
## Installing Your Refrigerator

1. Measure the height, width and depth of the opening, making sure to include baseboards, molding, tile, countertop overhang, etc. Check to be sure there is enough room to open the door (consider walls, islands or other obstacles when measuring).
2. Refer to illustration below to determine dimensions.
3. Allow 2" of clearance on hinge side of refrigerator when installing next to a wall where handle may make contact.
4. Allow 1" minimum clearance at rear for proper air circulation and water/electrical connections. Allow a 3/8" minimum clearance at sides and top for ease of installation.
5. Ensure each door and entry way in the home is wide enough for the refrigerator to be moved through easily.

Please note: The following dimension and cutoff information is for planning purposes only. For complete installation details, consult manual packed with product, or download manual online at [samsung.com](http://samsung.com).



## Dimensions



**Total Capacity: 17.51 cu. ft.**

**Refrigerator: 11.79 cu. ft.**

- Surround Air Flow
- 2 Humidity-Controlled Crispers
- 3 Tempered Glass Shelves
- 2 Gallon Door Bins
- 1 Dairy Bin
- LED Lighting

**Freezer: 5.72 cu. ft.**

- EZ-Open Handle™
- Automatic Filtered Ice Maker (Cubed)
- LED Lighting

### Accessories

External Filter (not included)

### Warranty

One (1) Year Parts and Labor on Refrigerator  
Five (5) Years Parts and Labor on Sealed Refrigeration System Only\*  
Ten (10) Years Parts and Five (5) Years Labor on Digital Inverter Compressor

\*Compressor, evaporator, condenser, drier, connecting tubing.

### Product Dimensions & Weight

Dimensions (WxHxD) with electrical box, handles and door(s):

32 1/8" x 70 13/16" x 30 1/2"

Dimensions (WxHxD) with hinges and door(s):

32 1/8" x 70 1/8" x 24 1/4"

Dimensions (WxHxD) with electrical box and door, no handle(s):

32 1/8" x 70 13/16" x 28 1/8"

Weight: 231.5 lbs.

### Shipping Dimensions & Weight (WxHxD)

Dimensions: 34 11/16" x 75" x 30 1/4"

Weight: 253.5 lbs.

Color	Model #	UPC Code
Stainless Steel	RF18HFENBSR	887276038414
White	RF18HFENBWW	887276038421
Black	RF18HFENBBC	887276038391
Stainless Platinum	RF18HFENBSP	887276038407

**SAMSUNG**

\*Samsung received the highest numerical score for French door refrigerator in a line the proprietary I.D. Power 2014 Kitchen Appliance Study™. Study based on 15,340 total responses measuring 10 French door refrigerator brands and measures opinion of consumers about their new appliance purchases in the past 24 months. Proprietary study results are based on experience and perception of consumers surveyed in January, March 2014. Your experience may vary. Visit [samsung.com](http://samsung.com).

Actual look, feel, way, design, specifications, and color availability are subject to change without notice. Non-metric weights and measurements are approximate.

©2015 Samsung Electronics America, Inc., 554 Challenge Road, Bldg#400, Park Ridge, IL 60068-3000. Samsung is a registered trademark of Samsung Electronics Co., Ltd.

## Drain facility

The recommended height of the standpipe is 18 in/46 cm. The drain hose must be routed through the drain hose clip to the standpipe. The standpipe must be large enough to accept the outside diameter of the drain hose. The drain hose is attached at the factory.

## Flooring

For best performance, you must install your washer on a solidly constructed floor. Wood floors may need to be reinforced to minimize vibration and/or unbalanced load situations. Carpeting and soft tile surfaces are contributing factors to vibration which can cause your washer to move slightly during the spin cycle. Never install your washer on a platform or weakly supported structure.

## Location considerations

Do not install your washer in areas where water may freeze, since your washer will always retain some water in its water valve, pump, and hose areas. Freezing water can damage the belts, the pump, hoses and other components.

## Alcove or closet installation

### MINIMUM CLEARANCES FOR CLOSET AND ALCOVE INSTALLATIONS:

Sides – 1 in / 25 mm

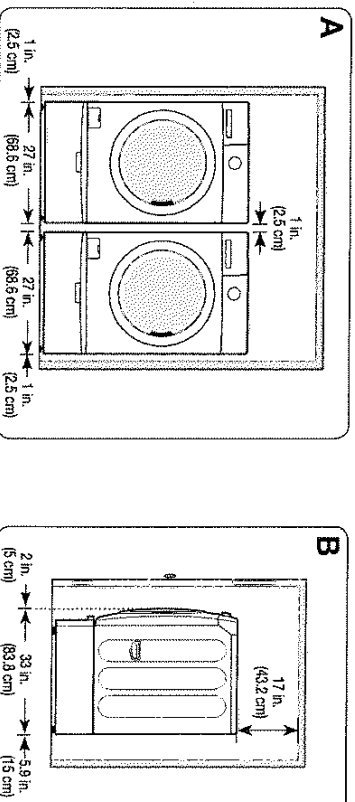
Top – 17 in / 432 mm

Rear – 5.9 in / 150 mm

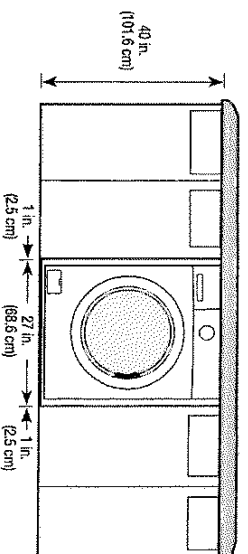
Closet Front – 2 in / 51 mm

If the washer and dryer are installed together, the closet front must have at least a 72 in<sup>2</sup> (465 cm<sup>2</sup>) unobstructed air opening. Your washer alone does not require a specific air opening.

A. Recessed area



B. Side view - closet or confined area



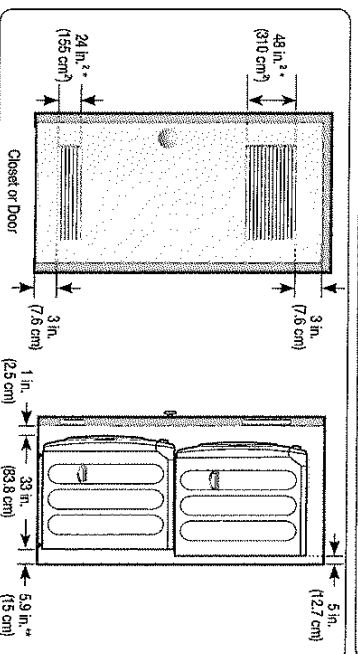
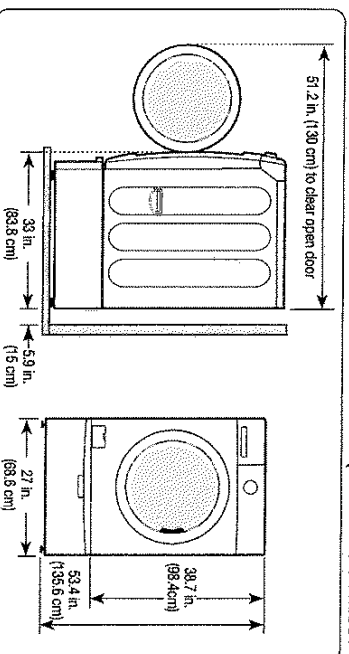
### Undercounter installation (washer only)

English\_13

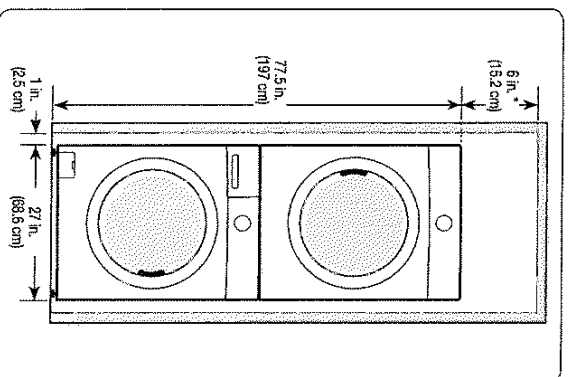
# installing your washer

## With optional pedestal base or stacking kit

Required Dimensions for Installation With Pedestal (Model No : WE357\*)



Required Dimensions for Installation With Stacking Kit (Model No : SK-5A)




\* Required spacing

\*\* External exhaust elbow requires additional space.

# DISHWASHERS

LD55540



LD55540

## Semi-Integrated Dishwasher with Flexible EasyRack™ Plus System

### Specifications

- 14 Place Settings
- 5 Cycles
- NeverRust™ Stainless Steel Tub
- Self-Cleaning Filtration System
- Hard Food Disposer
- BPA-Free Nylon Coated Times
- ENERGY STAR Qualified

### Innovations

- EasyRack™ Plus with Fully Adjustable Colour-coded Times
- One-touch Height Adjustable Upper Rack
- 48 dB LoDecibel™ Quiet Operation
- Slim DirectDrive™ Motor
- Safety Water Overflow Detector
- 19-Hour Delay Start
- SenseClean™ Wash System
- Upper Only Wash Mode
- NSF-Certified Sanitary Rinse
- Hybrid Condensing Drying System

### Style and Design

- Semi-Integrated SmoothTouch™ Controls with LED Display
- Time-Remaining LED Display



NSF certifies the SANITARY course, which is intended for reducing 99.9% of bacteria and other harmful micro-organic organisms.




ENERGY STAR® qualified models exceed the Department of Energy standards for energy consumption by at least 25%. LG's Energy Star dishwashers allow consumers to save money, energy and protect the environment.



INVERTER DirectDrive



Life's Good





# DISHWASHERS

## Fits Your Dishes, Fits Your Life

Pots, pans, dishes, glasses – no problem. The **EasyRack™ Plus System** provides outstanding flexibility and convenience, adjusting to just about any load of dishes to ensure optimal cleaning performance.

## Super Quiet Operation

With LoDecibel™, a combination of sound-reducing material and our Slim DirectDrive™ Motor, you'll experience very low noise output at **48 dB LoDecibel™**. It's one of the quietest dishwashers in the industry.

## Count On It

When you buy a dishwasher, you don't want to worry that it won't last. Because the **DirectDrive™ Motor** uses fewer moving parts and operates more efficiently, LG confidently backs the motor with a 10-year warranty.

## Call, Connect, Resolve

**SmartDiagnosis™** uses self-diagnosing technology that can communicate 24/7 with LG customer service over the telephone providing you with comfort and reliability.

## Wash & Conserve


**SenseClean™** measures the water's turbulence and then adjusts water and cycle length for more precise cleaning and energy efficiency.

## Reservations for 14

The spacious, stainless steel interior provides ample space for lots of dishes and stemware, in a variety of sizes. Fit up to **14 place settings** of dishes.

## Energy Star Qualified

Among the most energy-efficient dishwashers in its class.



LD55540

CAPACITY	
Total Place Settings	14
Upper Rack Dish Height Limit	12"
Lower Rack Dish Height Limit	14"
RACKS AND BASKETS	
Cutlery Baskets	3-in-1 Detachable Baskets
Stemware Holders	2
Racks and Trims	Nylon Coated with Rounded Tips
EasyRack™ Plus 5, 6cm	2
Upper Rack Colour-Coded Foldable Trims	2
Lower Rack Colour-Coded Foldable Trims	2
Height Adjustable Upper Rack	2
FEATURES	
Slim DirectDrive™ Motor	2
Overflow Detector	2
120°F Inlet Water Capability	2
Self-Cleaning Filtration System	2
Delay Start	Up To 19 Hours
Child Lock	2
LoDecibel™ Quiet Operation	2
PERFORMANCE	
5 Wash Cycles	Power Scrub Normal Delicate Quick Upper Only
SenseClean™ Wash System	2
Sanitary Rinse Cycle	2
Extra Rinse Option	2
Multi-Level Water Direction	5
Hybrid Condensing Drying System	2
Noise Level	48 dB
STYLE AND DESIGN	
Electronic Controls	Semi-Integrated 5" Touch™ Controls with LED Display
Time Remaining Indicator	2
Rinse-Aid Indicator	2
Tub Material	NewRust™ Stainless Steel
Available Colours	White (W), Stainless Steel (ST), Black (BB)
ENERGY	
Energy Star	2
POWER SOURCE/RATING	
ratings/Requirements/Type	UL Listed, 120 V, 60 Hz, 12 Amps
Circuit Breaker Size	15 Amps
DIMENSIONS/CLEARANCES/WEIGHT	
Dimensions (H x W x D)	23 3/4" x 33 1/2" x 24 5/8"
Clearances (H x W x D)	24" x 34" x 25"
Weight (Unit/Carton)	90.8 lbs / 97 lbs
UPC CODE	
LD55540W-W	772454 060106
LD55540ST	772454 060083
LD55540BB	772454 060090
WARRANTY	
1 Year Labour, 2 Years Parts, 5 Years on Control Board and Rack Parts, and the Stainless Steel Tub or Liner, 10 Years on DirectDrive™ Motor	

Design, features and specifications are subject to change without notice.  
Non-metric weights and measurements are approximate.  
All trademarks are property of their respective owners.



LG ELECTRONICS CANADA INC.  
20 Norwico Drive, North York, Ontario, M9L 2X6  
Tel: 647.253.6300 | LG.com  
Customer Service & Parts  
1-888-542-2623